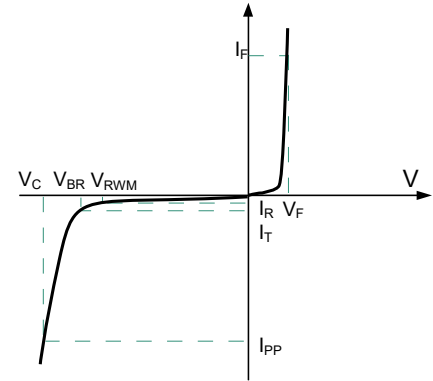


ELECTRICAL CHARACTERISTICS ($T_A = 25^\circ\text{C}$ unless otherwise noted)

Symbol	Parameter
V_{RWM}	Peak Reverse Working Voltage
I_R	Reverse Leakage Current @ V_{RWM}
V_{BR}	Breakdown Voltage @ I_T
I_T	Test Current
I_{PP}	Maximum Reverse Peak Pulse Current
V_C	Clamping Voltage @ I_{PP}
P_{PP}	Peak Pulse Power
C_J	Junction Capacitance
I_F	Forward Current
V_F	Forward Voltage @ I_F



Electrical Characteristics @ 25°C (Unless Otherwise Specified)

ESD3V3D5

Parameter	Symbol	Conditions	Min.	Typ.	Max.	Units
Reverse Working Voltage	V_{RWM}				3.3	V
Reverse Breakdown Voltage	V_{BR}	$I_T = 1\text{mA}$	5			V
Reverse Leakage Current	I_R	$V_{RWM} = 3.3\text{V}$			0.08	μA
Forward Voltage	V_F	$I_F = 10\text{mA}$			0.9	V
Peak Pulse Current	I_{PP}	$t_p = 8/20\mu\text{s}$			16	A
Clamping Voltage	V_C	$I_{PP} = 5\text{A}, t_p = 8/20\mu\text{s}$			9.4	V
Clamping Voltage	V_C	$I_{PP} = 16\text{A}, t_p = 8/20\mu\text{s}$			13	V
Peak Pulse Power	P_{PK}	$t_p = 8/20\mu\text{s}$			220	W
Junction Capacitance	C_J	$V_R = 0\text{V}, f = 1\text{MHz}$		105		pF

ESD5V0D5

Parameter	Symbol	Conditions	Min.	Typ.	Max.	Units
Reverse Working Voltage	V_{RWM}				5	V
Reverse Breakdown Voltage	V_{BR}	$I_T = 1\text{mA}$	6.2			V
Reverse Leakage Current	I_R	$V_{RWM} = 5\text{V}$			0.05	μA
Forward Voltage	V_F	$I_F = 10\text{mA}$			0.9	V
Peak Pulse Current	I_{PP}	$t_p = 8/20\mu\text{s}$			9.4	A
Clamping Voltage	V_C	$I_{PP} = 5\text{A}, t_p = 8/20\mu\text{s}$			11.6	V
Clamping Voltage	V_C	$I_{PP} = 9.4\text{A}, t_p = 8/20\mu\text{s}$			18.6	V
Peak Pulse Power	P_{PK}	$t_p = 8/20\mu\text{s}$			174	W
Junction Capacitance	C_J	$V_R = 0\text{V}, f = 1\text{MHz}$		80		pF

Electrical Characteristics @ 25°C (Unless Otherwise Specified)

ESD7V0D5

Parameter	Symbol	Conditions	Min.	Typ.	Max.	Units
Reverse Working Voltage	V_{RWM}				7	V
Reverse Breakdown Voltage	V_{BR}	$I_T = 1mA$	7.5			V
Reverse Leakage Current	I_R	$V_{RWM} = 7V$			0.03	μA
Forward Voltage	V_F	$I_F = 10mA$			0.9	V
Peak Pulse Current	I_{PP}	$t_p = 8/20\mu s$			8.8	A
Clamping Voltage	V_C	$I_{PP} = 5A, t_p = 8/20\mu s$			13.5	V
Clamping Voltage	V_C	$I_{PP} = 8.8A, t_p = 8/20\mu s$			22.7	V
Peak Pulse Power	P_{PK}	$t_p = 8/20\mu s$			200	W
Junction Capacitance	C_J	$V_R = 0V, f = 1MHz$		65		pF

ESD12VD5

Parameter	Symbol	Conditions	Min.	Typ.	Max.	Units
Reverse Working Voltage	V_{RWM}				12	V
Reverse Breakdown Voltage	V_{BR}	$I_T = 1mA$	14.1			V
Reverse Leakage Current	I_R	$V_{RWM} = 12V$			0.02	μA
Forward Voltage	V_F	$I_F = 10mA$			0.9	V
Peak Pulse Current	I_{PP}	$t_p = 8/20\mu s$			9.6	A
Clamping Voltage	V_C	$I_{PP} = 5A, t_p = 8/20\mu s$			23	V
Clamping Voltage	V_C	$I_{PP} = 9.6A, t_p = 8/20\mu s$			25	V
Peak Pulse Power	P_{PK}	$t_p = 8/20\mu s$			240	W
Junction Capacitance	C_J	$V_R = 0V, f = 1MHz$		55		pF

Curve Characteristics

Fig. 1 - 8 X 20 μ s Pulse Waveform

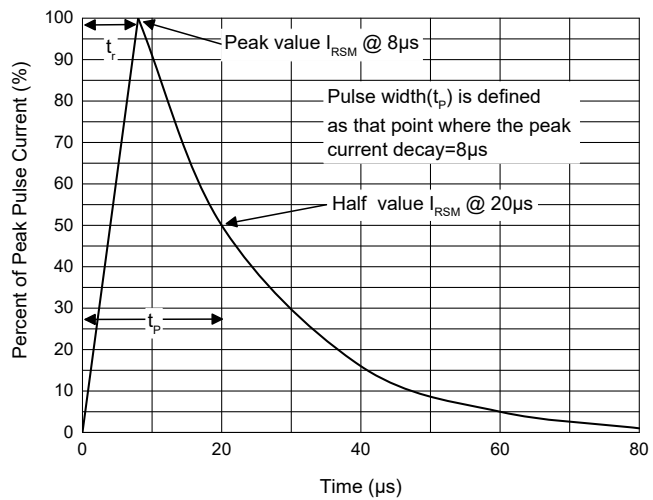
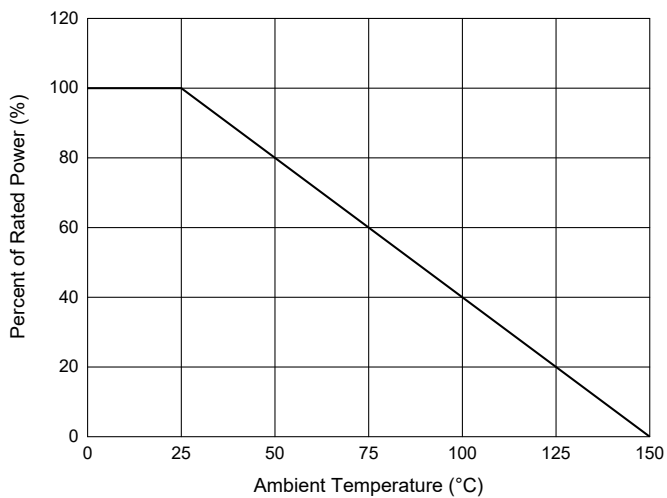


Fig. 2 - Pulse Derating Curve



Ordering Information

Device	Packing
Part Number-TP	Tape&Reel: 8Kpcs/Reel

IMPORTANT NOTICE

Micro Commercial Components Corp. reserves the right to make changes without further notice to any product herein to make corrections, modifications , enhancements , improvements , or other changes . **Micro Commercial Components Corp** . does not assume any liability arising out of the application or use of any product described herein; neither does it convey any license under its patent rights ,nor the rights of others . The user of products in such applications shall assume all risks of such use and will agree to hold **Micro Commercial Components Corp** . and all the companies whose products are represented on our website, harmless against all damages. **Micro Commercial Components Corp.** products are sold subject to the general terms and conditions of commercial sale, as published at <https://www.mccsemi.com/Home/TermsAndConditions>.

LIFE SUPPORT

MCC's products are not authorized for use as critical components in life support devices or systems without the express written approval of Micro Commercial Components Corporation.

CUSTOMER AWARENESS

Counterfeiting of semiconductor parts is a growing problem in the industry. Micro Commercial Components (MCC) is taking strong measures to protect ourselves and our customers from the proliferation of counterfeit parts. MCC strongly encourages customers to purchase MCC parts either directly from MCC or from Authorized MCC Distributors who are listed by country on our web page cited below. Products customers buy either from MCC directly or from Authorized MCC Distributors are genuine parts, have full traceability, meet MCC's quality standards for handling and storage. **MCC will not provide any warranty coverage or other assistance for parts bought from Unauthorized Sources.** MCC is committed to combat this global problem and encourage our customers to do their part in stopping this practice by buying direct or from authorized distributors.

Mouser Electronics

Authorized Distributor

Click to View Pricing, Inventory, Delivery & Lifecycle Information:

[Micro Commercial Components \(MCC\):](#)

[ESD12VD5-TP](#) [ESD3V3D5-TP](#) [ESD7V0D5-TP](#) [ESD5V0D5-TP](#)