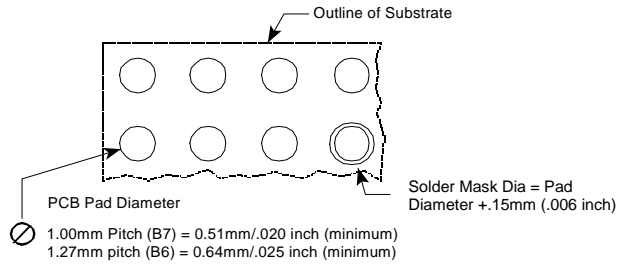


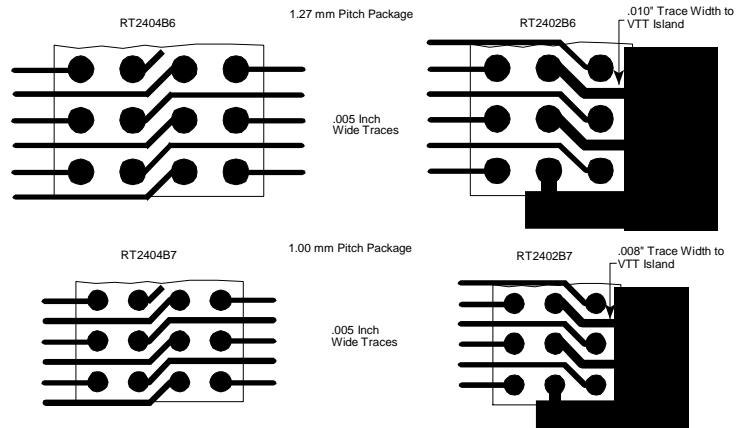
Recommended Land Pattern



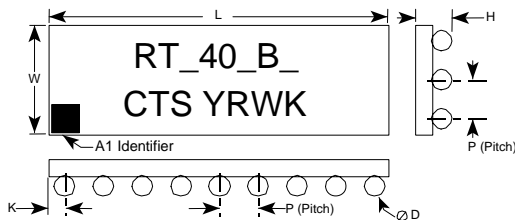
For .006" Thick Solder Paste Stencil, Aperture Opening Should be Equal to the PCB Pad Diameter.

Refer to www.ctscorp.com/components/clearone.asp for additional PCB design information

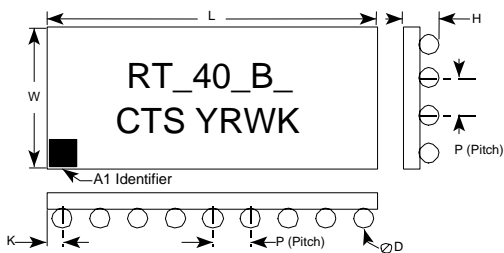
BGA Routing Scheme



Mechanical Diagrams

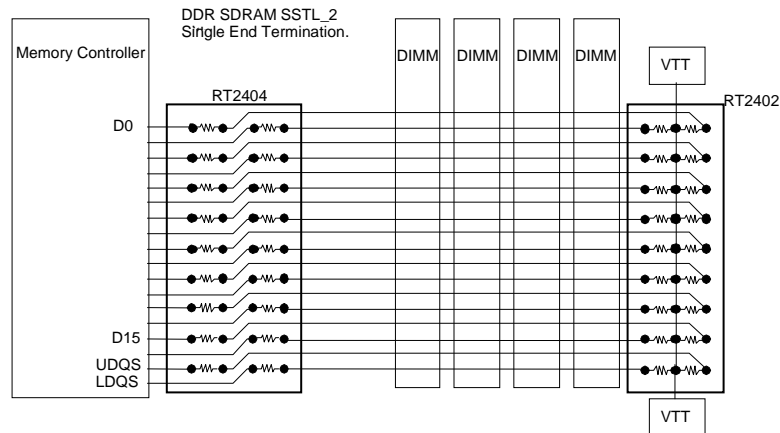
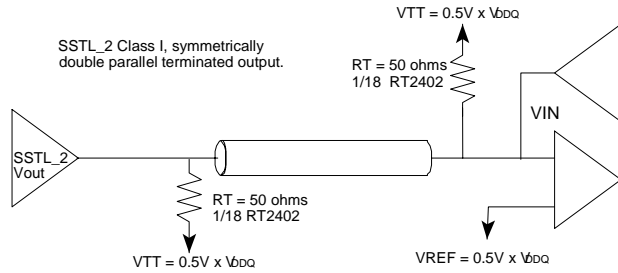
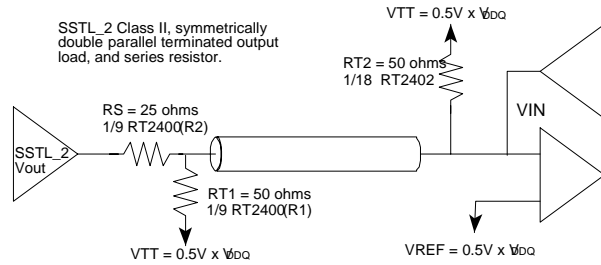
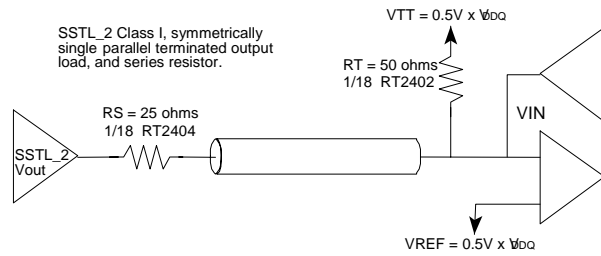


1.27mm Pitch		L	W	H	P	D	K
Styles H & F	mm	11.43±0.15	3.81±0.15	1.32±0.15	1.27±0.25	0.76±0.05	0.64±0.25
	inch	.450±.006	.150±.006	.052±.006	.050±.010	.030±.002	.025±.010
1.0mm Pitch		L	W	H	P	D	K
Styles H & F	mm	9.00±0.15	3.00±0.15	1.19±0.15	1.00±0.25	0.64±0.05	0.50±0.25
	inch	.354±.006	.118±.006	.047±.006	.039±.010	.025±.002	.020±.010



1.27mm Pitch		L	W	H	P	D	K
Style C	mm	11.43±0.15	5.08±0.15	1.32±0.15	1.27±0.25	0.76±0.05	0.64±0.25
	inch	.450±.006	.200±.006	.052±.006	.050±.010	.030±.002	.025±.010
1.0mm Pitch		L	W	H	P	D	K
Style C	mm	9.00±0.15	4.00±0.15	1.19±0.15	1.00±0.25	0.64±0.05	0.50±0.25
	inch	.354±.006	.157±.006	.047±.006	.039±.010	.025±.002	.020±.010

Applications



Complete ClearONE Product, Processing, and Application Information can be found at the following link:

<http://www.ctscorp.com/components/clearone.asp>

This product is covered by one or more of the following U.S. and foreign patents:

US 5,977,863; TW 133,148; US 6,005,777; US 6,194,979; TW 89104035; US 6,097,277; US 6,246,312; US 6,749,775; US 6,577,225; US 6,963,265; US 6,897,761; US 6,882,266; US 6,946,733; US 6,856,516. Other U.S. and foreign patents pending.

Mouser Electronics

Authorized Distributor

Click to View Pricing, Inventory, Delivery & Lifecycle Information:

CTS:

[RT2460B7TR7](#) [RT2405B6TR7](#) [RT2432B7TR7](#) [RT2463B7TR7](#) [RT2402B6TR7](#) [RT2465B6TR7](#) [RT2407B7TR7](#)
[RT2463B6TR7](#) [RT2430B7TR7](#) [RT2430B6TR7](#) [RT2404B6TR7](#) [RT2403B7TR7](#) [RT2465B7TR7](#) [RT2400B6TR7](#)
[RT2401B7TR7](#)