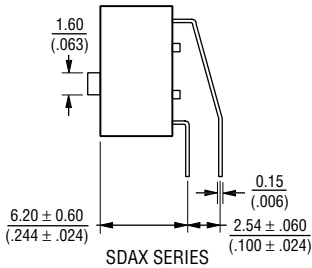
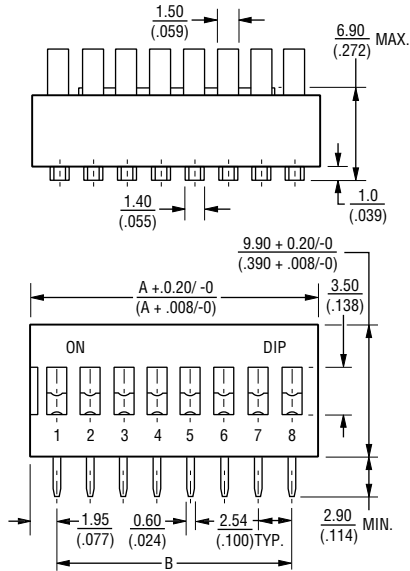


SDS/SDP/SDA Series Slide DIP Switch

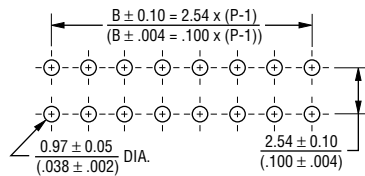


Product Dimensions

SDA Series



RECOMMENDED PCB LAYOUT



SDS/SDP/SDA Series Dimensions

POSITIONS	DIM. A	DIM. B
12	31.84	27.94
10	26.76	22.86
9	24.22	20.32
7	21.68	17.78
7	19.14	15.24
6	16.60	12.70
5	14.06	10.16
4	11.52	7.62
3	8.98	5.08
2	6.44	2.54

How to Order

SD S R - 2 R X - T

Model _____

Type _____

- S = Standard
- A = Right Angle Type
- P = Piano Type

Actuator _____

- X = Raised Actuator
- R = Recessed Actuator

Number of Positions _____

- 2 = 2 Positions
- 3 = 3 Positions
- 4 = 4 Positions
- 5 = 5 Positions
- 6 = 6 Positions
- 7 = 7 Positions
- 8 = 8 Positions
- 9 = 9 Positions
- 10 = 10 Positions
- 12 = 12 Positions

Cover Color _____

- R = Red

Switch Function _____

(Piano type ONLY - Type "P")

- X = Push Down "On"
- U = Push Down "Off"

Seal _____

- X = Standard (Not Sealed)
- T = Top Tap Sealed

SCHEMATIC (TYP.)

2,3,4,5,6,7,8,10,12 POSITIONS AVAILABLE

