

THERMAL PERFORMANCE			
PARAMETER	SYMBOL	TYP	UNIT
Junction-to-case thermal resistance	$R_{\theta JC}$	10	°C/W
Junction-to-ambient thermal resistance	$R_{\theta JA}$	55	°C/W

ELECTRICAL SPECIFICATIONS ($T_A = 25^\circ\text{C}$ unless otherwise noted)								
Part number	Marking code	Breakdown voltage $V_{BR}@I_T$ (V) (Note 1)		Test current I_T (mA)	Working stand-off voltage V_{WM} (V)	Maximum blocking leakage current $I_D@V_{WM}$ (μA)	Maximum peak impulse current I_{PP} (A) (Note 2)	Maximum clamping voltage $V_C@I_{PP}$ (V)
		Min	Max					
SMBJ5.0	KD	6.40	7.30	10	5.0	800	65.0	9.6
SMBJ5.0A	KE	6.40	7.00	10	5.0	800	68.0	9.2
SMBJ5V0A								
SMBJ6.0	KF	6.67	8.15	10	6.0	800	55.0	11.4
SMBJ6.0A	KG	6.67	7.37	10	6.0	800	61.0	10.3
SMBJ6V0A								
SMBJ6.5	KH	7.22	8.82	10	6.5	500	51.0	12.3
SMBJ6.5A	KK	7.22	7.98	10	6.5	500	56.0	11.2
SMBJ6V5A								
SMBJ7.0	KL	7.78	9.51	10	7.0	200	47.0	13.3
SMBJ7.0A	KM	7.78	8.60	10	7.0	200	52.0	12.0
SMBJ7V0A								
SMBJ7.5	KN	8.33	10.3	1	7.5	100	44.0	14.3
SMBJ7.5A	KP	8.33	9.21	1	7.5	100	48.0	12.9
SMBJ7V5A								
SMBJ8.0	KQ	8.89	10.9	1	8.0	50	42.0	15.0
SMBJ8.0A	KR	8.89	9.83	1	8.0	50	46.0	13.6
SMBJ8V0A								
SMBJ8.5	KS	9.44	11.5	1	8.5	10	39.0	15.9
SMBJ8.5A	KT	9.44	10.4	1	8.5	10	43.0	14.4
SMBJ8V5A								
SMBJ9.0	KU	10.0	12.2	1	9.0	5	37.0	16.9
SMBJ9.0A	KV	10.0	11.1	1	9.0	5	40.0	15.4
SMBJ9V0A								
SMBJ10	KW	11.1	13.6	1	10	5	33.0	18.8
SMBJ10A	KX	11.1	12.3	1	10	5	37.0	17.0
SMBJ11	KY	12.2	14.9	1	11	1	31.0	20.1
SMBJ11A	KZ	12.2	13.5	1	11	1	34.0	18.2
SMBJ12	LD	13.3	16.3	1	12	1	28.0	22.0
SMBJ12A	LE	13.3	14.7	1	12	1	31.0	19.9
SMBJ13	LF	14.4	17.6	1	13	1	26.0	23.8
SMBJ13A	LG	14.4	15.9	1	13	1	29.0	21.5
SMBJ14	LH	15.6	19.1	1	14	1	24.4	25.8
SMBJ14A	LK	15.6	17.2	1	14	1	27.0	23.2
SMBJ15	LL	16.7	20.4	1	15	1	23.1	26.9
SMBJ15A	LM	16.7	18.5	1	15	1	25.1	24.4
SMBJ16	LN	17.8	21.8	1	16	1	21.8	28.8
SMBJ16A	LP	17.8	19.7	1	16	1	24.2	26.0
SMBJ17	LQ	18.9	23.1	1	17	1	20.0	30.5
SMBJ17A	LR	18.9	20.9	1	17	1	22.8	27.6
SMBJ18	LS	20.0	24.4	1	18	1	19.5	32.2
SMBJ18A	LT	20.0	22.1	1	18	1	21.5	29.2
SMBJ20	LU	22.2	27.1	1	20	1	17.6	35.8
SMBJ20A	LV	22.2	24.5	1	20	1	19.4	32.4
SMBJ22	LW	24.4	29.8	1	22	1	15.0	39.4
SMBJ22A	LX	24.4	26.9	1	22	1	17.7	35.5
SMBJ24	LY	26.7	32.6	1	24	1	14.6	43.0
SMBJ24A	LZ	26.7	29.5	1	24	1	16.0	38.9

ELECTRICAL SPECIFICATIONS (T _A = 25°C unless otherwise noted)								
Part number	Marking code	Breakdown voltage V _{BR} @I _T (V) (Note 1)		Test current I _T (mA)	Working stand-off voltage V _{WM} (V)	Maximum blocking leakage current I _D @V _{WM} (μA)	Maximum peak impulse current I _{PP} (A) (Note 2)	Maximum clamping voltage V _C @I _{PP} (V)
		Min	Max					
SMBJ26	MD	28.9	35.3	1	26	1	13.5	46.6
SMBJ26A	ME	28.9	31.9	1	26	1	14.9	42.1
SMBJ28	MF	31.1	38.0	1	28	1	12.6	50.0
SMBJ28A	MG	31.1	34.4	1	28	1	13.8	45.4
SMBJ30	MH	33.3	40.7	1	30	1	11.7	53.5
SMBJ30A	MK	33.3	36.8	1	30	1	13.0	48.4
SMBJ33	ML	36.7	44.9	1	33	1	10.6	59.0
SMBJ33A	MM	36.7	40.6	1	33	1	11.8	53.3
SMBJ36	MN	40.0	48.9	1	36	1	9.8	64.3
SMBJ36A	MP	40.0	44.2	1	36	1	10.8	58.1
SMBJ40	MQ	44.4	54.3	1	40	1	8.8	71.4
SMBJ40A	MR	44.4	49.1	1	40	1	9.7	64.5
SMBJ43	MS	47.8	58.4	1	43	1	8.2	76.7
SMBJ43A	MT	47.8	52.8	1	43	1	9.0	69.4
SMBJ45	MU	50.0	61.1	1	45	1	7.8	80.3
SMBJ45A	MV	50.0	55.3	1	45	1	8.6	72.7
SMBJ48	MW	53.3	65.1	1	48	1	7.3	85.5
SMBJ48A	MX	53.3	58.9	1	48	1	8.1	77.4
SMBJ51	MY	56.7	69.3	1	51	1	6.9	91.1
SMBJ51A	MZ	56.7	62.7	1	51	1	7.6	82.4
SMBJ54	ND	60.0	73.3	1	54	1	6.5	96.3
SMBJ54A	NE	60.0	66.3	1	54	1	7.2	87.1
SMBJ58	NF	64.4	78.7	1	58	1	6.1	103
SMBJ58A	NG	64.4	71.2	1	58	1	6.7	93.6
SMBJ60	NH	66.7	81.5	1	60	1	5.8	107
SMBJ60A	NK	66.7	73.7	1	60	1	6.5	96.8
SMBJ64	NL	71.1	86.9	1	64	1	5.5	114
SMBJ64A	NM	71.1	78.6	1	64	1	6.1	103
SMBJ70	NN	77.8	95.1	1	70	1	5.0	125
SMBJ70A	NP	77.8	86	1	70	1	5.5	113
SMBJ75	NQ	83.3	102	1	75	1	4.7	134
SMBJ75A	NR	83.3	92.1	1	75	1	5.2	121
SMBJ78	NS	86.7	106	1	78	1	4.5	139
SMBJ78A	NT	86.7	95.8	1	78	1	5.0	126
SMBJ85	NU	94.4	115	1	85	1	4.1	151
SMBJ85A	NV	94.4	104	1	85	1	4.6	137
SMBJ90	NW	100	122	1	90	1	3.9	160
SMBJ90A	NX	100	111	1	90	1	4.3	146
SMBJ100	NY	111	136	1	100	1	3.5	179
SMBJ100A	NZ	111	123	1	100	1	3.8	162
SMBJ110	PD	122	149	1	110	1	3.2	196
SMBJ110A	PE	122	135	1	110	1	3.5	177
SMBJ120	PF	133	163	1	120	1	2.9	214
SMBJ120A	PG	133	147	1	120	1	3.2	193
SMBJ130	PH	144	176	1	130	1	2.7	231
SMBJ130A	PK	144	159	1	130	1	3.0	209
SMBJ150	PL	167	204	1	150	1	2.3	266
SMBJ150A	PM	167	185	1	150	1	2.5	243
SMBJ160	PN	178	218	1	160	1	2.2	287
SMBJ160A	PP	178	197	1	160	1	2.4	259
SMBJ170	PQ	189	231	1	170	1	2.0	304

ELECTRICAL SPECIFICATIONS ($T_A = 25^\circ\text{C}$ unless otherwise noted)								
Part number	Marking code	Breakdown voltage $V_{BR}@I_T$ (V) (Note 1)		Test current I_T (mA)	Working stand-off voltage V_{WM} (V)	Maximum blocking leakage current $I_D@V_{WM}$ (μA)	Maximum peak impulse current I_{PP} (A) (Note 2)	Maximum clamping voltage $V_C@I_{PP}$ (V)
		Min	Max					
SMBJ170A	PR	189	209	1	170	1	2.2	275

Notes:

1. V_{BR} measure after I_T applied for 30ms, $I_T =$ square wave pulse or equivalent.
2. Surge current waveform per Fig.3 and derate per Fig.2.
3. All terms and symbols are consistent with ANSI/IEEE C62.35.
4. For bidirectional use C or CA suffix for types SMBJ5.0 - SMBJ170
5. For bipolar types having V_{WM} of 10V (SMBJ10C) and under, the I_D limit is doubled.

ORDERING INFORMATION		
ORDERING CODE⁽¹⁾	PACKAGE	PACKING
SMBJx	DO-214AA (SMB)	3,000 / Tape & Reel

Notes:

1. "x" defines voltage from 5V(SMBJ5.0) to 170V(SMBJ170A)

CHARACTERISTICS CURVES

($T_A = 25^\circ\text{C}$ unless otherwise noted)

Fig.1 Peak Pulse Power Rating Curve

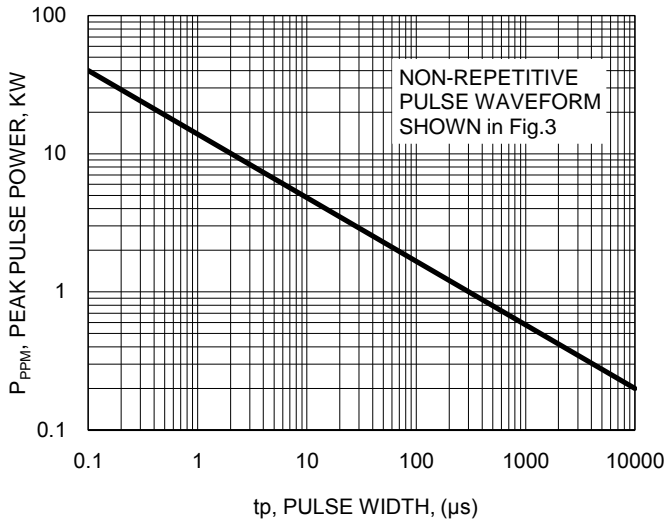


Fig.2 Pulse Derating Curve

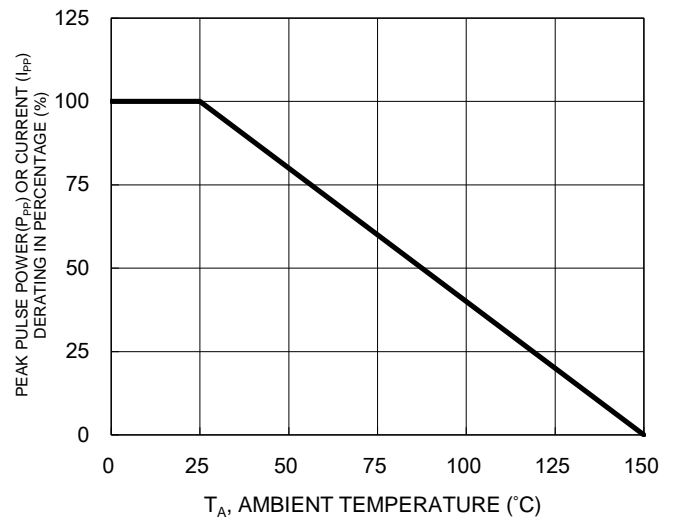


Fig.3 Clamping Power Pulse Waveform

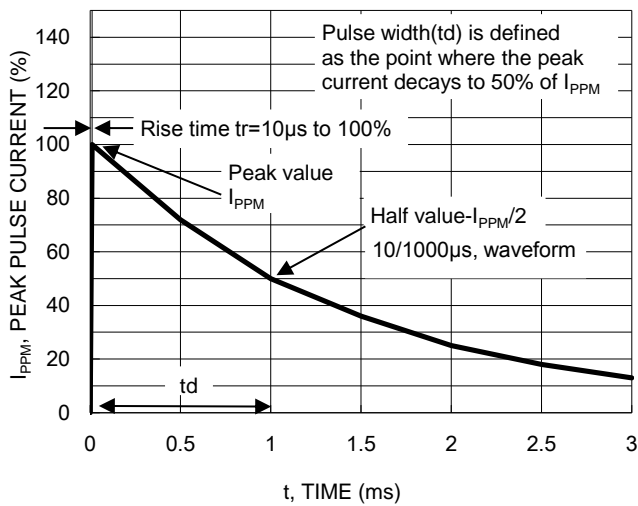
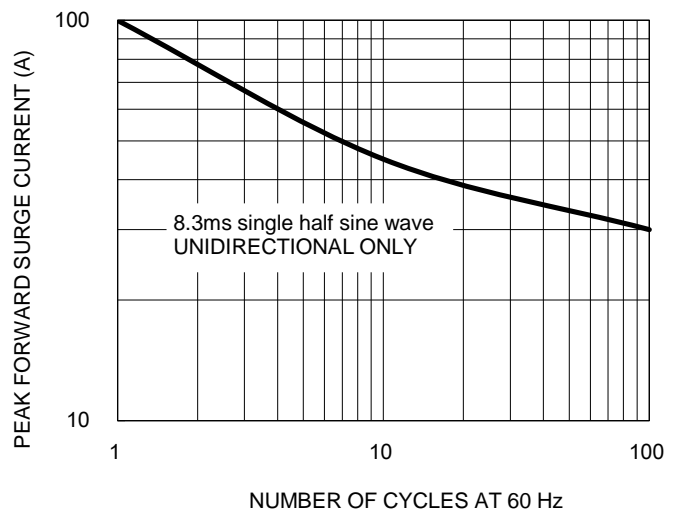


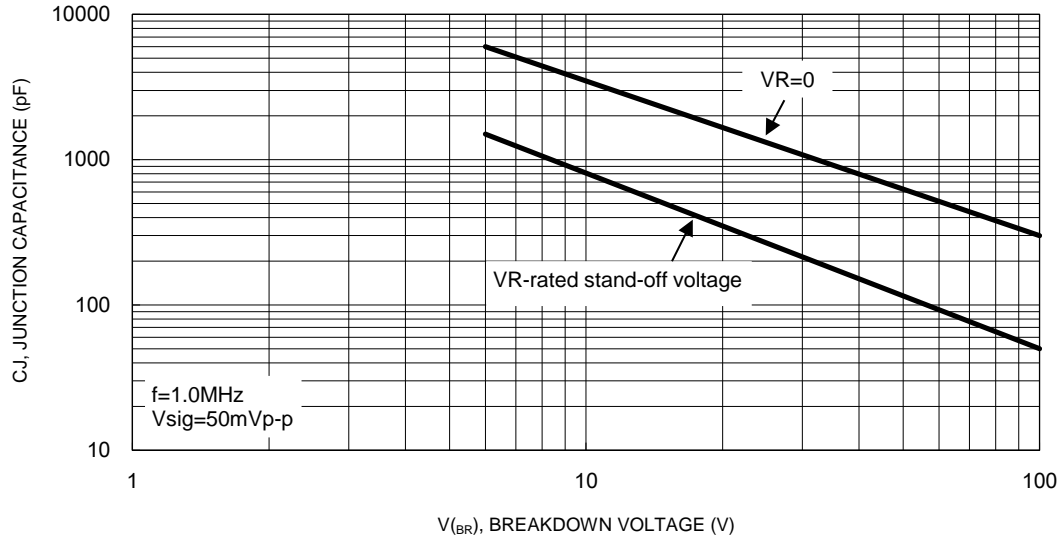
Fig.4 Maximum Non-Repetitive Forward Surge Current



CHARACTERISTICS CURVES

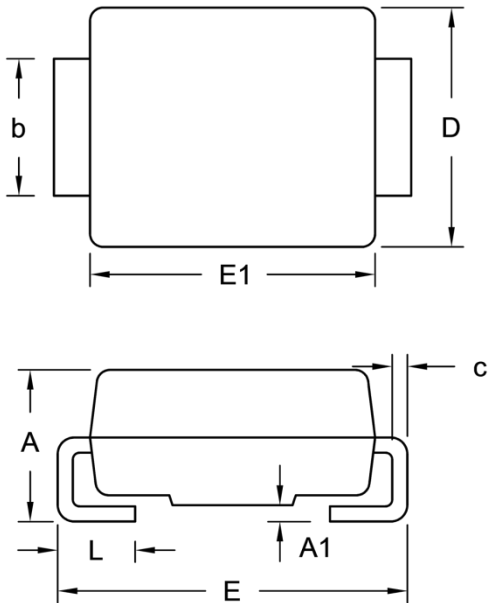
($T_A = 25^\circ\text{C}$ unless otherwise noted)

Fig.5 Typical Junction Capacitance



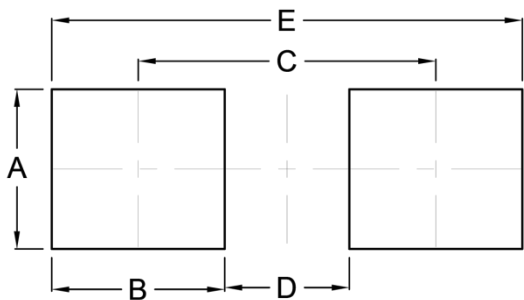
PACKAGE OUTLINE DIMENSIONS

DO-214AA (SMB)



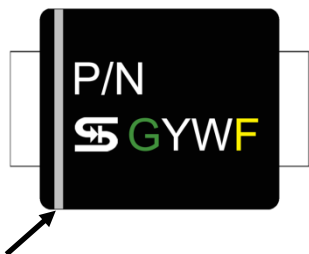
DIM.	Unit (mm)		Unit (inch)	
	Min.	Max.	Min.	Max.
A	1.95	2.65	0.077	0.104
A1	0.05	0.20	0.002	0.008
b	1.95	2.20	0.077	0.087
c	0.15	0.31	0.006	0.012
D	3.30	3.95	0.130	0.156
E	5.10	5.60	0.201	0.220
E1	4.05	4.60	0.159	0.181
L	0.75	1.60	0.030	0.063

SUGGESTED PAD LAYOUT



Symbol	Unit (mm)	Unit (inch)
A	2.30	0.091
B	2.50	0.098
C	4.30	0.169
D	1.80	0.071
E	6.80	0.268

MARKING DIAGRAM



- P/N = Marking Code
- G = Green Compound
- YW = Date Code
- F = Factory Code

Cathode band for uni-directional products only

Notice

Specifications of the products displayed herein are subject to change without notice. TSC or anyone on its behalf, assumes no responsibility or liability for any errors or inaccuracies.

Purchasers are solely responsible for the choice, selection, and use of TSC products and TSC assumes no liability for application assistance or the design of Purchasers' products.

Information contained herein is intended to provide a product description only. No license, express or implied, to any intellectual property rights is granted by this document. Except as provided in TSC's terms and conditions of sale for such products, TSC assumes no liability whatsoever, and disclaims any express or implied warranty, relating to sale and/or use of TSC products including liability or warranties relating to fitness for a particular purpose, merchantability, or infringement of any patent, copyright, or other intellectual property right.

The products shown herein are not designed for use in medical, life-saving, or life-sustaining applications. Customers using or selling these products for use in such applications do so at their own risk and agree to fully indemnify TSC for any damages resulting from such improper use or sale.

Mouser Electronics

Authorized Distributor

Click to View Pricing, Inventory, Delivery & Lifecycle Information:

Taiwan Semiconductor:

[SMBJ48CA R4](#) [SMBJ6.0CA R4](#) [SMBJ8.0CA R4](#) [SMBJ8.5CA R4](#) [SMBJ9.0CA R4](#) [SMBJ5.0A](#) [SMBJ5.0CA](#)
[SMBJ6.0A](#) [SMBJ6.0CA](#) [SMBJ6.5A](#) [SMBJ6.5CA](#) [SMBJ7.0A](#) [SMBJ7.0CA](#) [SMBJ7.5A](#) [SMBJ7.5CA](#) [SMBJ8.0A](#)
[SMBJ8.0CA](#) [SMBJ8.5A](#) [SMBJ8.5CA](#) [SMBJ9.0A](#) [SMBJ9.0CA](#) [SMBJ51CA R5](#) [SMBJ14A R5](#) [SMBJ15CA R5](#)
[SMBJ22A R5](#) [SMBJ48A R5](#) [SMBJ40CA R5](#) [SMBJ33A R5](#) [SMBJ20A R5](#) [SMBJ17A R5](#) [SMBJ13A R5](#) [SMBJ64A R5](#)
[SMBJ24CA R5](#) [SMBJ12CA R5](#) [SMBJ30A R5](#) [SMBJ58A R5](#) [SMBJ45CA R5](#) [SMBJ58CA R5](#) [SMBJ18A R5](#)
[SMBJ54A R5](#) [SMBJ33CA R5](#) [SMBJ75A R5](#) [SMBJ54CA R5](#) [SMBJ60A R5](#) [SMBJ28CA R5](#) [SMBJ36A R5](#) [SMBJ24A](#)
[R5](#) [SMBJ43CA R5](#) [SMBJ16CA R5](#) [SMBJ64CA R5](#) [SMBJ15A R5](#) [SMBJ28A R5](#) [SMBJ40A R5](#) [SMBJ30CA R5](#)
[SMBJ12A R5](#) [SMBJ20CA R5](#) [SMBJ26CA R5](#) [SMBJ16A R5](#) [SMBJ36CA R5](#) [SMBJ18CA R5](#) [SMBJ100A R5](#)
[SMBJ51A R5](#) [SMBJ43A R5](#) [SMBJ26A R5](#) [SMBJ160CA R4G](#) [SMBJ8.0CA R4G](#) [SMBJ15CA R4G](#) [SMBJ20CA R4G](#)
[SMBJ10CA R4G](#) [SMBJ24CA R4G](#) [SMBJ5.0CA R4G](#) [SMBJ130CA R4G](#) [SMBJ100CA M4G](#) [SMBJ64CA M4G](#)
[SMBJ7.0A M4G](#) [SMBJ70A M4G](#) [SMBJ70CA M4G](#) [SMBJ75A M4G](#) [SMBJ75CA M4G](#) [SMBJ78A M4G](#) [SMBJ78CA](#)
[M4G](#) [SMBJ90CA M4G](#) [SMBJ18A M4G](#) [SMBJ18CA M4G](#) [SMBJ20A M4G](#) [SMBJ20CA M4G](#) [SMBJ22A M4G](#)
[SMBJ51A M4G](#) [SMBJ51CA M4G](#) [SMBJ54A M4G](#) [SMBJ54CA M4G](#) [SMBJ58A M4G](#) [SMBJ58CA M4G](#) [SMBJ60A](#)
[M4G](#) [SMBJ60CA M4G](#) [SMBJ26CA M4G](#) [SMBJ28A M4G](#) [SMBJ28CA M4G](#) [SMBJ30A M4G](#) [SMBJ30CA M4G](#)