

RATING AND CHARACTERISTIC CURVES (CPDH3-5V0U-HF)

Fig. 1 - 8/20us Peak pulse current waveform acc. IEC 61000-4-5

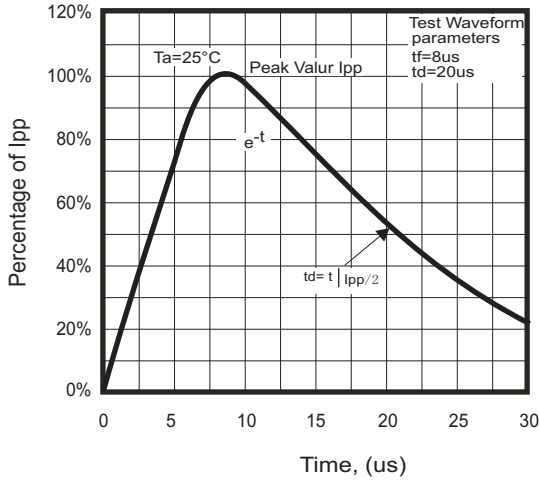


Fig.2 - Power rating derating curve

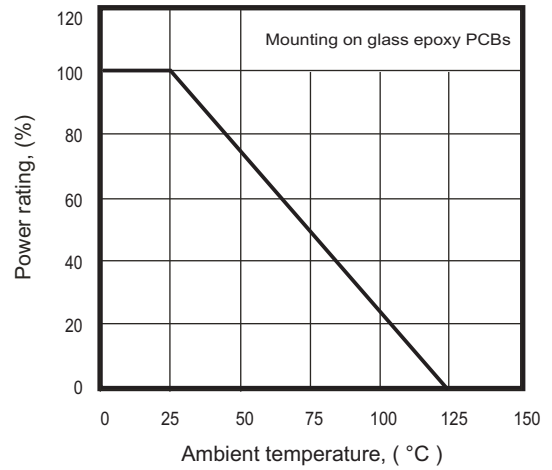


Fig.3 - Clamping voltage vs. peak pulse current

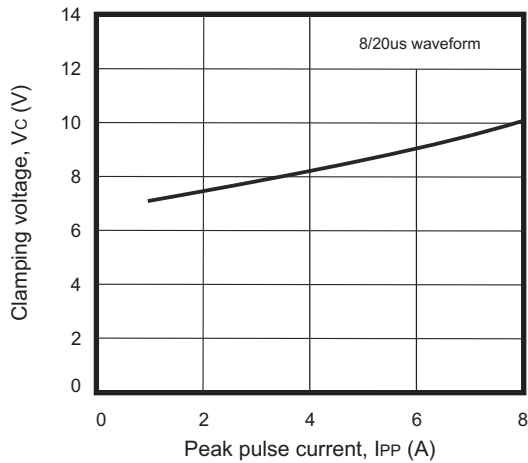
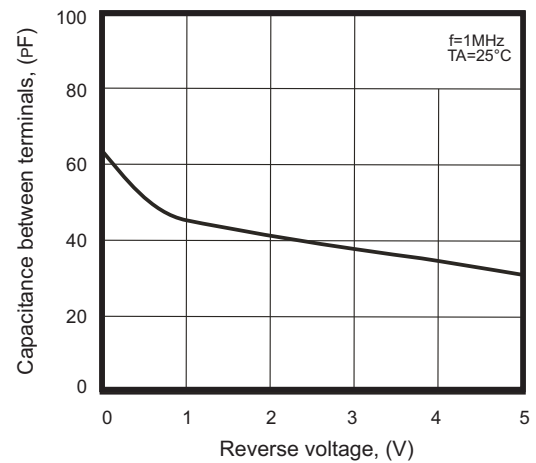
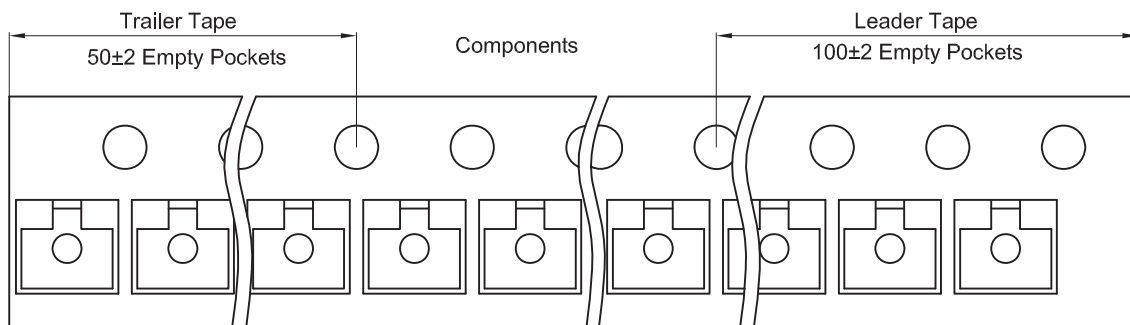
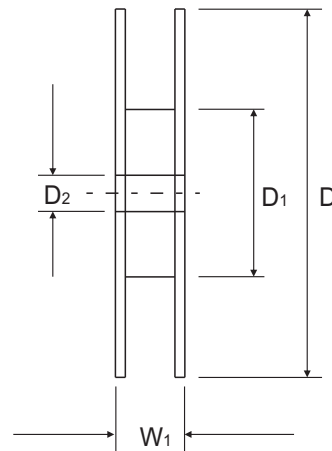
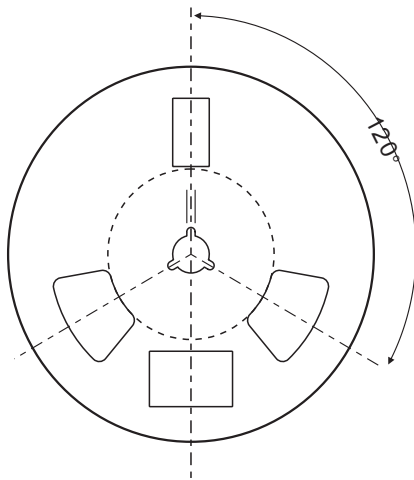
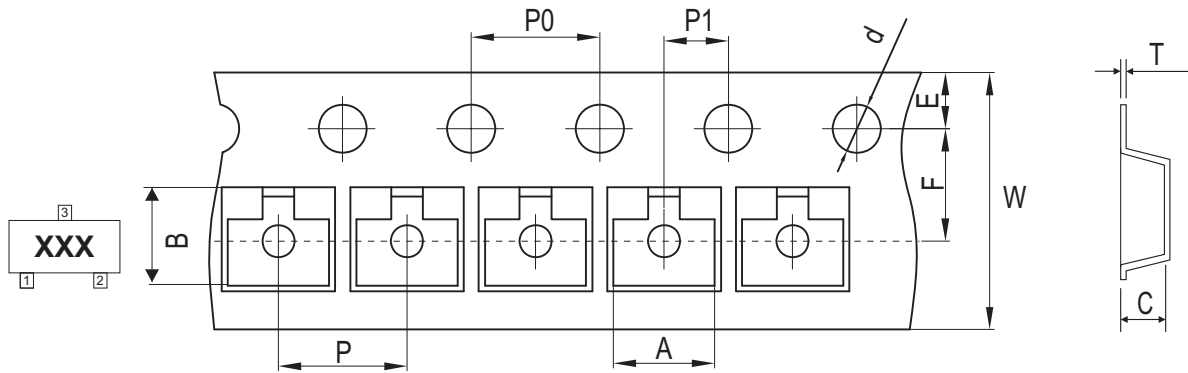


Fig.4 - Capacitance between terminals characteristics



Reel Taping Specification

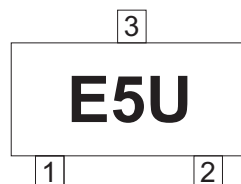


SOT-523	SYMBOL	A	B	C	d	D	D1	D2
	(mm)	1.85 ± 0.05	1.85 ± 0.05	0.88 ± 0.05	1.50 ± 0.10	178 ± 2.00	54.40 ± 1.00	13.00 ± 1.00
	(inch)	0.073 ± 0.002	0.073 ± 0.002	0.035 ± 0.002	0.059 ± 0.004	7.008 ± 0.079	2.142 ± 0.039	0.512 ± 0.039

SOT-523	SYMBOL	E	F	P	P0	P1	W	W1
	(mm)	1.75 ± 0.10	3.50 ± 0.10	4.00 ± 0.10	4.00 ± 0.10	2.00 ± 0.10	8.00 + 0.30 / - 0.10	12.30 ± 1.00
	(inch)	0.069 ± 0.004	0.138 ± 0.004	0.157 ± 0.004	0.157 ± 0.004	0.079 ± 0.004	0.315 + 0.012 / - 0.004	0.484 ± 0.039

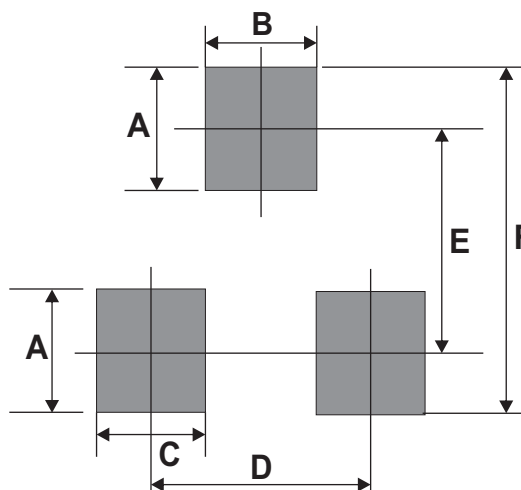
Marking Code

Part Number	Marking Code
CPDH3-5V0U-HF	E5U



Suggested PAD Layout

SIZE	SOT-523	
	(mm)	(inch)
A	0.60	0.024
B	0.50	0.020
C	0.40	0.016
D	1.00	0.039
E	1.24	0.049
F	1.84	0.072



Standard Packaging

Case Type	REEL PACK	
	REEL (pcs)	Reel Size (inch)
SOT-523	3,000	7

Mouser Electronics

Authorized Distributor

Click to View Pricing, Inventory, Delivery & Lifecycle Information:

[Comchip Technology:](#)

[CPDH3-5V0U-HF](#)