

Electrical Characteristics(Ta = 25C) °

| Part Number | Marking Code | Zener Voltage | | | Operating resistance | | Rising operating Resistance | | Reverse current | |
|--------------|--------------|---------------|-------|--------|----------------------|--------|-----------------------------|--------|-----------------|-------|
| | | Vz(V) | | | ZZT(Ohm) | | ZZK(Ohm) | | IR(uA) | |
| | | Min | Max | Iz(mA) | Max | Iz(mA) | Max | Iz(mA) | Max | VR(V) |
| CZR52C2-HF | Z0 | 1.90 | 2.10 | 5 | 100 | 5 | 600 | 1 | 100 | 1 |
| CZR52C2V2-HF | Z1 | 2.09 | 2.31 | 5 | 100 | 5 | 600 | 1 | 100 | 1 |
| CZR52C2V4-HF | Z2 | 2.28 | 2.52 | 5 | 85 | 5 | 600 | 1 | 100 | 1 |
| CZR52C2V7-HF | Z3 | 2.57 | 2.84 | 5 | 83 | 5 | 500 | 1 | 75 | 1 |
| CZR52C3-HF | Z4 | 2.85 | 3.15 | 5 | 95 | 5 | 500 | 1 | 50 | 1 |
| CZR52C3V3-HF | Z5 | 3.14 | 3.47 | 5 | 95 | 5 | 500 | 1 | 25 | 1 |
| CZR52C3V6-HF | Z6 | 3.42 | 3.78 | 5 | 95 | 5 | 500 | 1 | 15 | 1 |
| CZR52C3V9-HF | Z7 | 3.71 | 4.10 | 5 | 95 | 5 | 500 | 1 | 10 | 1 |
| CZR52C4V3-HF | Z8 | 4.09 | 4.52 | 5 | 95 | 5 | 500 | 1 | 5 | 1 |
| CZR52C4V7-HF | Z9 | 4.47 | 4.94 | 5 | 78 | 5 | 500 | 1 | 5 | 2 |
| CZR52C5V1-HF | ZA | 4.85 | 5.36 | 5 | 60 | 5 | 480 | 1 | 0.1 | 0.8 |
| CZR52C5V6-HF | ZB | 5.32 | 5.88 | 5 | 40 | 5 | 400 | 1 | 0.1 | 1 |
| CZR52C6V2-HF | ZC | 5.89 | 6.51 | 5 | 10 | 5 | 200 | 1 | 0.1 | 2 |
| CZR52C6V8-HF | ZE | 6.46 | 7.14 | 5 | 8 | 5 | 150 | 1 | 0.1 | 3 |
| CZR52C7V5-HF | ZF | 7.13 | 7.88 | 5 | 7 | 5 | 50 | 1 | 0.1 | 5 |
| CZR52C8V2-HF | ZG | 7.79 | 8.61 | 5 | 7 | 5 | 50 | 1 | 0.1 | 6 |
| CZR52C9V1-HF | ZH | 8.65 | 9.56 | 5 | 10 | 5 | 50 | 1 | 0.1 | 7 |
| CZR52C10-HF | ZJ | 9.50 | 10.50 | 5 | 15 | 5 | 70 | 1 | 0.1 | 7.5 |
| CZR52C11-HF | ZK | 10.45 | 11.55 | 5 | 20 | 5 | 70 | 1 | 0.1 | 8.5 |
| CZR52C12-HF | ZM | 11.40 | 12.60 | 5 | 20 | 5 | 90 | 1 | 0.1 | 9 |
| CZR52C13-HF | ZN | 12.35 | 13.65 | 5 | 25 | 5 | 110 | 1 | 0.1 | 10 |
| CZR52C15-HF | ZP | 14.25 | 15.75 | 5 | 30 | 5 | 110 | 1 | 0.1 | 11 |
| CZR52C16-HF | ZQ | 15.20 | 16.80 | 5 | 40 | 5 | 170 | 1 | 0.1 | 12 |
| CZR52C18-HF | ZR | 17.10 | 18.90 | 5 | 50 | 5 | 170 | 1 | 0.1 | 14 |
| CZR52C20-HF | ZS | 19.00 | 21.00 | 5 | 50 | 5 | 220 | 1 | 0.1 | 15 |
| CZR52C22-HF | ZT | 20.90 | 23.10 | 5 | 55 | 5 | 220 | 1 | 0.1 | 17 |
| CZR52C24-HF | ZU | 22.80 | 25.20 | 5 | 80 | 5 | 220 | 1 | 0.1 | 18 |
| CZR52C27-HF | ZV | 25.65 | 28.35 | 5 | 80 | 5 | 250 | 1 | 0.1 | 20 |
| CZR52C30-HF | ZW | 28.50 | 31.50 | 5 | 80 | 5 | 250 | 1 | 0.1 | 23 |
| CZR52C33-HF | ZX | 31.35 | 34.65 | 5 | 80 | 5 | 250 | 1 | 0.1 | 25 |
| CZR52C36-HF | ZY | 34.20 | 37.80 | 5 | 90 | 5 | 250 | 1 | 0.1 | 27 |
| CZR52C39-HF | ZZ | 37.05 | 40.95 | 5 | 90 | 5 | 300 | 1 | 0.1 | 29 |

RATING AND CHARACTERISTIC CURVES (CZRU52C2-HF Thru CZRU52C39-HF)

Fig.1 TEMPERATURE COEFFICIENTS

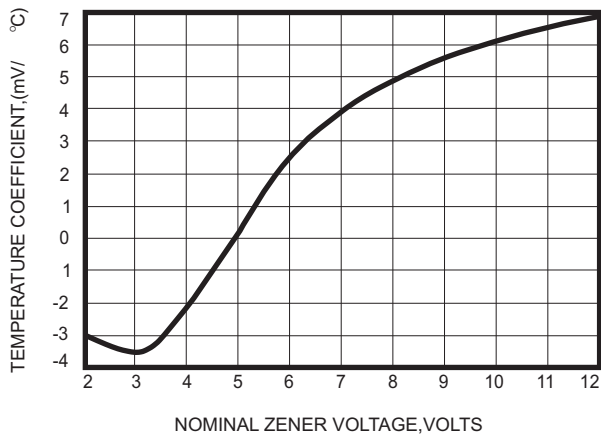


Fig.2 TEMPERATURE COEFFICIENTS

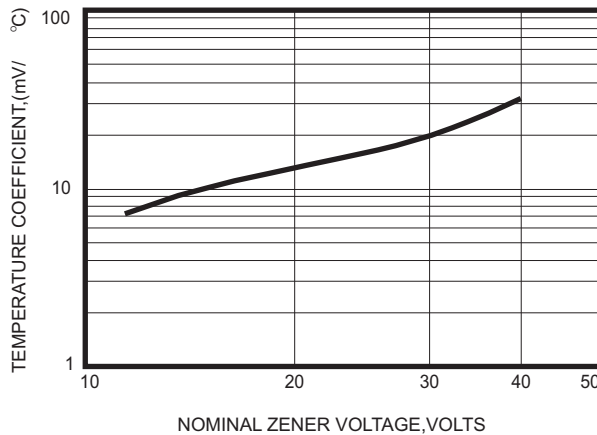


Fig.3 EFFECT OF ZENER VOLTAGE ON ZENER IMPEDANCE

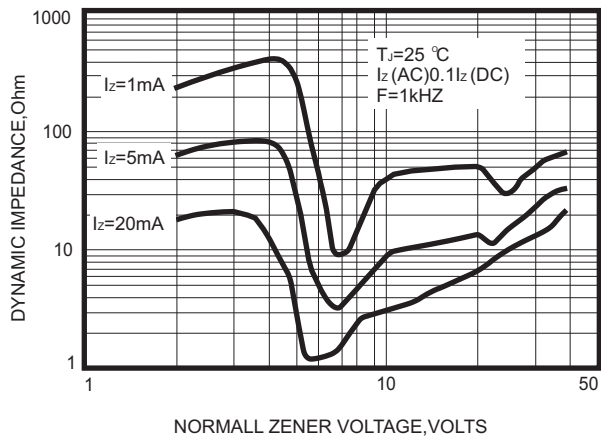


Fig.4 TYPICAL FORWARD VOLTAGE

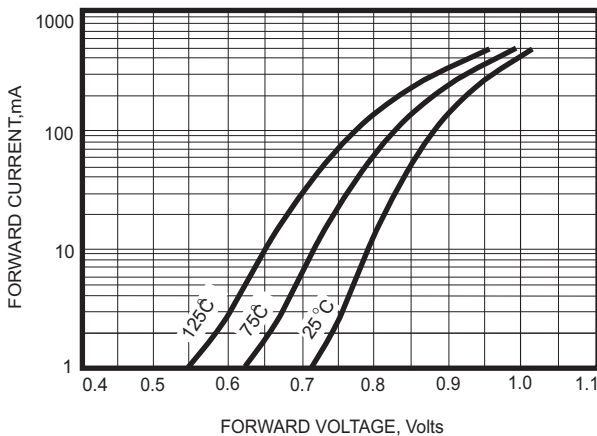


Fig.5 TYPICAL LEAKAGE CURRENT

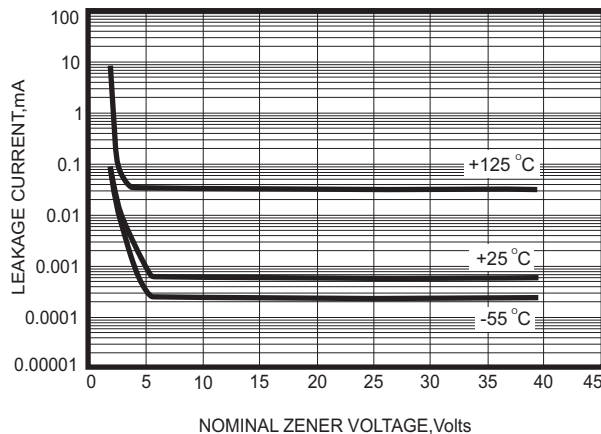
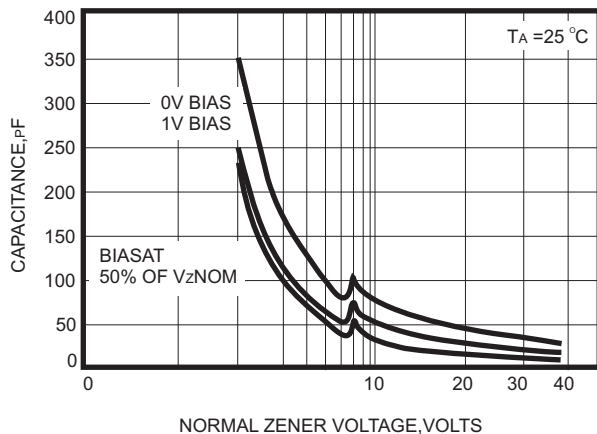


Fig.6 TYPICAL CAPACITANCE



RATING AND CHARACTERISTIC CURVES (CZRU52C2-HF Thru CZRU52C39-HF)

Fig.7 ZENER VOLTAGE VERSUS ZENER CURRENT

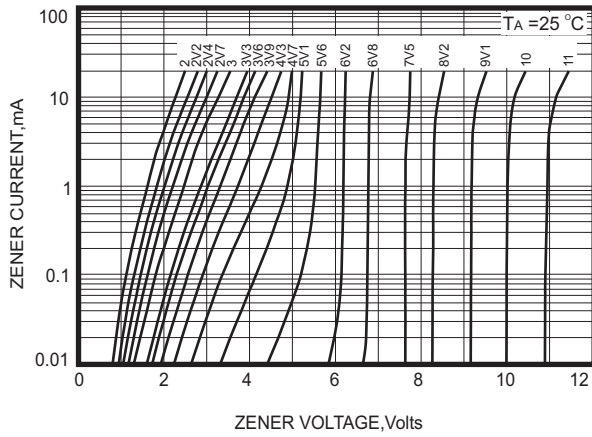


Fig.8 ZENER VOLTAGE VERSUS ZENER CURRENT

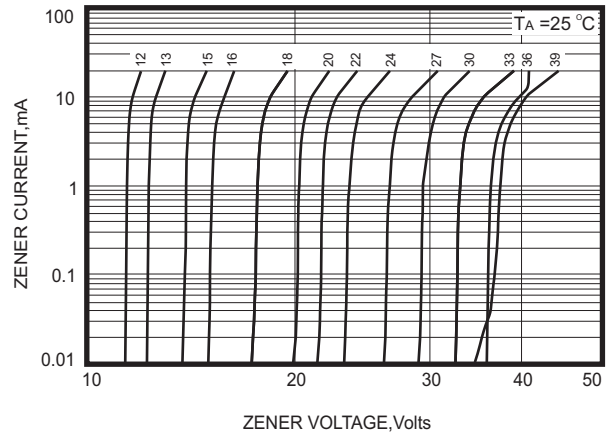
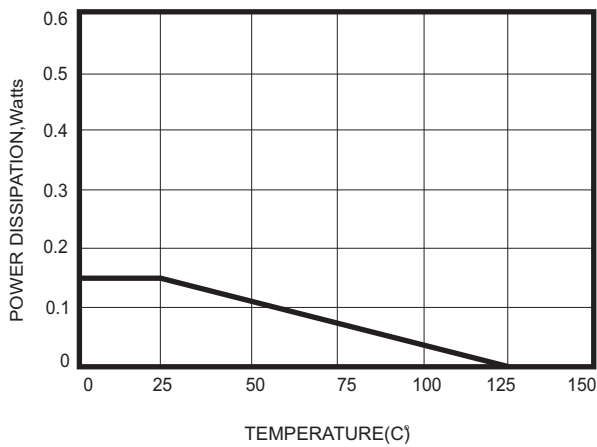
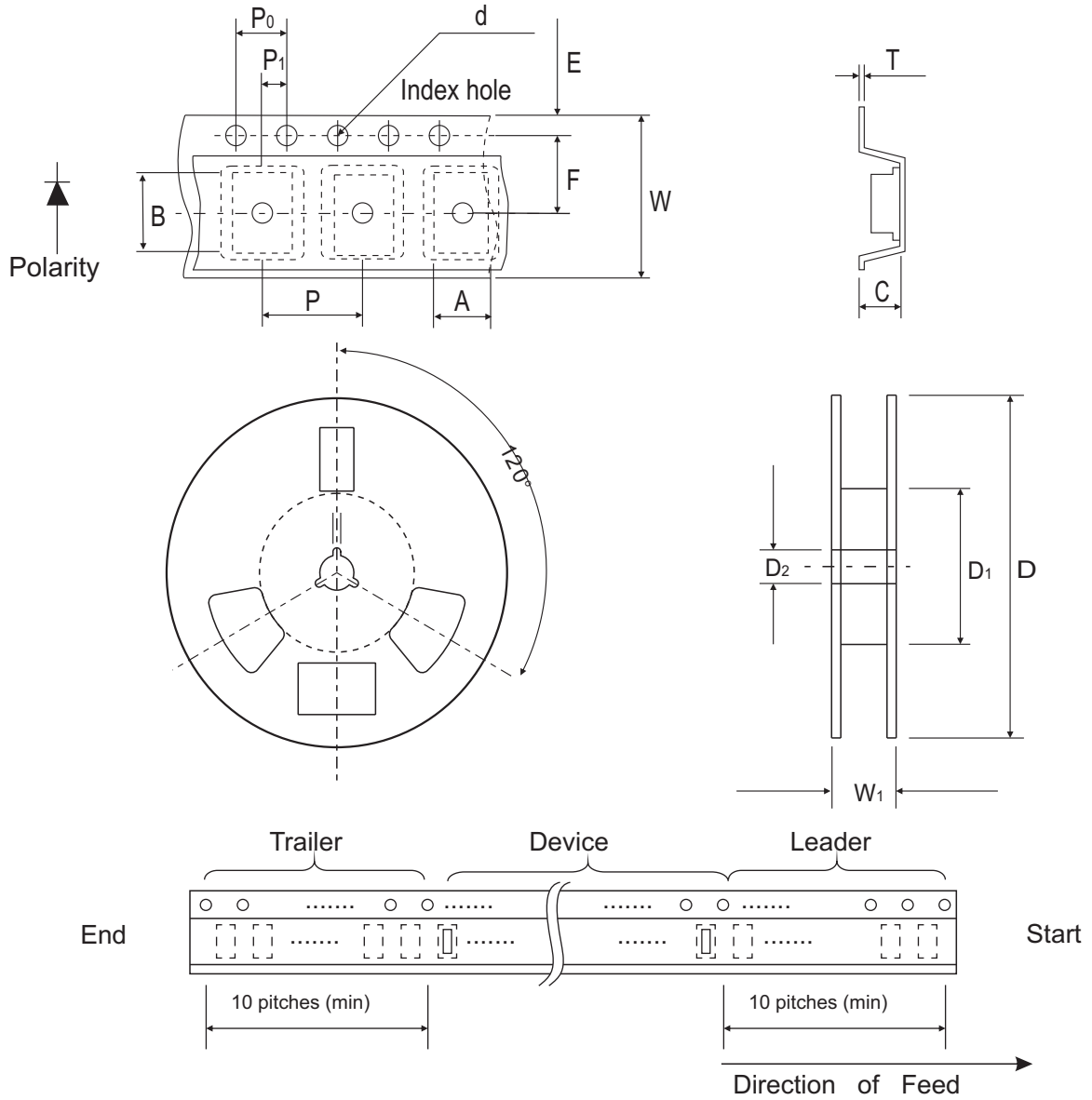


Fig.9 STEADY STATE POWER DERATING



Reel Taping Specification

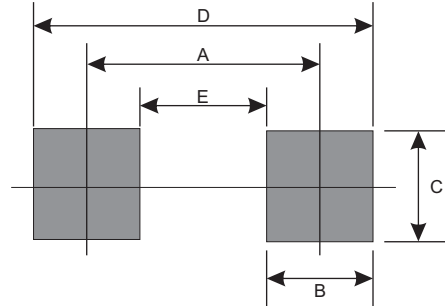


| 0603 (SOD-523F) | SYMBOL | A | B | C | d | D | D ₁ | D ₂ |
|--------------------|--------|---------------|---------------|---------------|---------------|--------------|----------------|----------------|
| | (mm) | 1.00 ± 0.10 | 1.85 ± 0.10 | 1.00 ± 0.10 | 1.55 ± 0.05 | 178 ± 1 | 60.0 MIN. | 13.0 ± 0.20 |
| | (inch) | 0.039 ± 0.004 | 0.073 ± 0.004 | 0.039 ± 0.004 | 0.061 ± 0.002 | 7.008 ± 0.04 | 2.362 MIN. | 0.512 ± 0.008 |

| 0603 (SOD-523F) | SYMBOL | E | F | P | P ₀ | P ₁ | T | W | W ₁ |
|--------------------|--------|---------------|---------------|---------------|----------------|----------------|---------------|---------------|----------------|
| | (mm) | 1.75 ± 0.10 | 3.50 ± 0.05 | 4.00 ± 0.10 | 4.00 ± 0.10 | 2.00 ± 0.05 | 0.23 ± 0.05 | 8.00 ± 0.20 | 13.5 MAX. |
| | (inch) | 0.069 ± 0.004 | 0.138 ± 0.002 | 0.157 ± 0.004 | 0.157 ± 0.004 | 0.079 ± 0.004 | 0.009 ± 0.002 | 0.315 ± 0.008 | 0.531 MAX. |

Suggested PAD Layout

| SIZE | 0603/SOD-523F | |
|------|---------------|--------|
| | (mm) | (inch) |
| A | 1.70 | 0.067 |
| B | 0.60 | 0.024 |
| C | 0.80 | 0.031 |
| D | 2.30 | 0.091 |
| E | 1.10 | 0.043 |



Standard Package

| Case Type | Qty per Reel | Reel Size |
|---------------|--------------|-----------|
| | (Pcs) | (inch) |
| 0603/SOD-523F | 4000 | 7 |

Mouser Electronics

Authorized Distributor

Click to View Pricing, Inventory, Delivery & Lifecycle Information:

Comchip Technology:

[CZRU52C10-HF](#) [CZRU52C11-HF](#) [CZRU52C12-HF](#) [CZRU52C13-HF](#) [CZRU52C15-HF](#) [CZRU52C16-HF](#)
[CZRU52C18-HF](#) [CZRU52C20-HF](#) [CZRU52C22-HF](#) [CZRU52C24-HF](#) [CZRU52C27-HF](#) [CZRU52C2-HF](#)
[CZRU52C2V2-HF](#) [CZRU52C2V4-HF](#) [CZRU52C2V7-HF](#) [CZRU52C30-HF](#) [CZRU52C33-HF](#) [CZRU52C36-HF](#)
[CZRU52C39-HF](#) [CZRU52C3-HF](#) [CZRU52C3V3-HF](#) [CZRU52C3V6-HF](#) [CZRU52C3V9-HF](#) [CZRU52C4V3-HF](#)
[CZRU52C4V7-HF](#) [CZRU52C5V1-HF](#) [CZRU52C5V6-HF](#) [CZRU52C6V2-HF](#) [CZRU52C6V8-HF](#) [CZRU52C7V5-HF](#)
[CZRU52C8V2-HF](#) [CZRU52C9V1-HF](#) [CZRU52C2V7](#) [CZRU52C3](#) [CZRU52C3V3](#) [CZRU52C6V2](#) [CZRU52C22](#)
[CZRU52C39](#) [CZRU52C2V4](#) [CZRU52C8V2](#) [CZRU52C12](#) [CZRU52C33](#) [CZRU52C16](#) [CZRU52C24](#) [CZRU52C5V6](#)
[CZRU52C7V5](#) [CZRU52C3V9](#) [CZRU52C11](#) [CZRU52C27](#) [CZRU52C3V6](#) [CZRU52C36](#) [CZRU52C2](#) [CZRU52C9V1](#)
[CZRU52C13](#) [CZRU52C4V3](#) [CZRU52C30](#) [CZRU52C2V2](#) [CZRU52C15](#) [CZRU52C10](#) [CZRU52C20](#) [CZRU52C4V7](#)
[CZRU52C5V1](#) [CZRU52C6V8](#) [CZRU52C18](#)