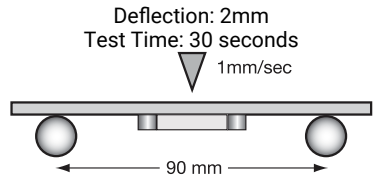


# COG (NP0) Dielectric

## Specifications and Test Methods

Parameter/Test		NP0 Specification Limits	Measuring Conditions	
Operating Temperature Range		-55°C to +125°C	Temperature Cycle Chamber	
Capacitance		Within specified tolerance	Freq.: 1.0 MHz ± 10% for cap ≤ 1000 pF 1.0 kHz ± 10% for cap > 1000 pF Voltage: 1.0Vrms ± .2V	
Q		<30 pF: Q ≥ 400+20 x Cap Value ≥30 pF: Q ≥ 1000		
Insulation Resistance		10,000MΩ or 500MΩ - μF, whichever is less	Charge device with rated voltage for 60 ± 5 secs @ room temp/humidity	
Dielectric Strength		No breakdown or visual defects	Charge device with 250% of rated voltage for 1-5 seconds, w/charge and discharge current limited to 50 mA (max) Note: Charge device with 150% of rated voltage for 500V devices.	
Resistance to Flexure Stresses	Appearance	No defects		
	Capacitance Variation	±5% or ±.5 pF, whichever is greater		
	Q	Meets Initial Values (As Above)		
	Insulation Resistance	≥ Initial Value x 0.3		
Solderability		≥ 95% of each terminal should be covered with fresh solder	Dip device in eutectic solder at 230 ± 5°C for 5.0 ± 0.5 seconds	
Resistance to Solder Heat	Appearance	No defects, <25% leaching of either end terminal	Dip device in eutectic solder at 260°C for 60sec- onds. Store at room temperature for 24 ± 2 hours before measuring electrical properties.	
	Capacitance Variation	≤ ±2.5% or ±.25 pF, whichever is greater		
	Q	Meets Initial Values (As Above)		
	Insulation Resistance	Meets Initial Values (As Above)		
	Dielectric Strength	Meets Initial Values (As Above)		
Thermal Shock	Appearance	No visual defects	Step 1: -55°C ± 2°	30 ± 3 minutes
	Capacitance Variation	≤ ±2.5% or ±.25 pF, whichever is greater	Step 2: Room Temp	≤ 3 minutes
	Q	Meets Initial Values (As Above)	Step 3: +125°C ± 2°	30 ± 3 minutes
	Insulation Resistance	Meets Initial Values (As Above)	Step 4: Room Temp	≤ 3 minutes
	Dielectric Strength	Meets Initial Values (As Above)	Repeat for 5 cycles and measure after 24 hours at room temperature	
Load Life	Appearance	No visual defects	Charge device with twice rated voltage in test chamber set at 125°C ± 2°C for 1000 hours (+48, -0).  Remove from test chamber and stabilize at room temperature for 24 hours before measuring.	
	Capacitance Variation	≤ ±3.0% or ± .3 pF, whichever is greater		
	Q (C=Nominal Cap)	≥ 30 pF: Q ≥ 350 ≥ 10 pF, <30 pF: Q ≥ 275 +5C/2 <10 pF: Q ≥ 200 +10C		
	Insulation Resistance	≥ Initial Value x 0.3 (See Above)		
Load Humidity	Appearance	No visual defects	Store in a test chamber set at 85°C ± 2°C/ 85% ± 5% relative humidity for 1000 hours (+48, -0) with rated voltage applied.  Remove from chamber and stabilize at room temperature for 24 ± 2 hours before measuring.	
	Capacitance Variation	≤ ±5.0% or ± .5 pF, whichever is greater		
	Q	≥ 30 pF: Q ≥ 350 ≥ 10 pF, <30 pF: Q ≥ 275 +5C/2 <10 pF: Q ≥ 200 +10C		
	Insulation Resistance	≥ Initial Value x 0.3 (See Above)		
	Dielectric Strength	Meets Initial Values (As Above)		

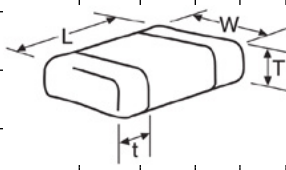
# COG (NP0) Dielectric

## Capacitance Range



**PREFERRED SIZES ARE SHADED**

SIZE	0101*			0201			0402			0603				0805					1206					
	Reflow Only			Reflow Only			Reflow/Wave			Reflow/Wave				Reflow/Wave					Reflow/Wave					
Packaging	All Paper			All Paper			All Paper			All Paper				Paper/Embossed					Paper/Embossed					
(L) Length	mm (in.)	0.40 ± 0.02 (0.016 ± 0.0008)			0.60 ± 0.03 (0.024 ± 0.001)			1.00 ± 0.10 (0.040 ± 0.004)			1.60 ± 0.15 (0.063 ± 0.006)				2.01 ± 0.20 (0.079 ± 0.008)					3.20 ± 0.20 (0.126 ± 0.008)				
(W) Width	mm (in.)	0.20 ± 0.02 (0.008 ± 0.0008)			0.30 ± 0.03 (0.011 ± 0.001)			0.50 ± 0.10 (0.020 ± 0.004)			0.81 ± 0.15 (0.032 ± 0.006)				1.25 ± 0.20 (0.049 ± 0.008)					1.60 ± 0.20 (0.063 ± 0.008)				
(t) Terminal	mm (in.)	0.10 ± 0.04 (0.004 ± 0.0016)			0.15 ± 0.05 (0.006 ± 0.002)			0.25 ± 0.15 (0.010 ± 0.006)			0.35 ± 0.15 (0.014 ± 0.006)				0.50 ± 0.25 (0.020 ± 0.010)					0.50 ± 0.25 (0.020 ± 0.010)				
WVDC		16			25 50			16 25 50			16 25 50 100 200				16 25 50 100 200 250					16 25 50 100 200 250 500				
Cap (pF)	0.5	A			C			G			J				J					J				
	1.0	B			C			G			J				J					J				
	1.2	B			C			G			J				J					J				
1.5	B			C			G			J				J					J					
1.8	B			C			G			J				J					J					
2.2	B			C			G			J				J					J					
2.7	B			C			G			J				J					J					
3.3	B			C			G			J				J					J					
3.9	B			C			G			J				J					J					
4.7	B			C			G			J				J					J					
5.6	B			C			G			J				J					J					
6.8	B			C			G			J				J					J					
8.2	B			C			G			J				J					J					
10	B			C			G			J				J					J					
12	B			C			G			J				J					J					
15	B			C			G			J				J					J					
18	B			C			G			J				J					J					
22	B			C			G			J				J					J					
27	B			C			G			J				J					J					
33	B			C			G			J				J					J					
39	B			C			G			J				J					J					
47	B			C			G			J				J					J					
56	B			C			G			J				J					J					
68	B			C			G			J				J					J					
82	B			C			G			J				J					J					
100	B			C			G			J				J					J					
120				C			G			J				J					J					
150				C			G			J				J					J					
180				C			G			J				J					J					
220				C			G			J				N					J					
270				C			G			J				N					J					
330				C			G			J				N					J					
390				C			G			J				N					J					
470				C			G			J				N					J					
560				C			G			J				N					J					
680				C			G			J				N					J					
750				C			G			J				N					J					
820				C			G			J				N					J					
1000				C			G			J				N					J					
1200							G			J				P					J					
1500							G			J				P					M					
1800							G			J				P					M					
2200							G			P				P					M					
2700							G			P				P					M					
3300							G			P				P					M					
3900							G			P				P					M					
4700							G			P				P					M					
5600										P				P					M					
6800										P				P					M					
8200										P				P					M					
Cap (µF)	0.010										P				P					P				
	0.012										P				P					P				
	0.015										P				P					P				
	0.018										X				X					X				
	0.022										X				X					X				
	0.027										X				X					X				
	0.033										X				X					X				
0.039										X				X					X					
0.047										X				X					X					
0.068										X				X					X					
0.082										X				X					X					
0.1										X				X					X					
WVDC		16			25 50			16 25 50			16 25 50 100 200				16 25 50 100 200 250					16 25 50 100 200 250 500				
SIZE		0101*			0201			0402			0603				0805					1206				



Letter	A	B	C	E	G	J	K	M	N	P	Q	X	Y	Z
Max. Thickness	0.33 (0.013)	0.22 (0.009)	0.56 (0.022)	0.71 (0.028)	0.90 (0.035)	0.94 (0.037)	1.02 (0.040)	1.27 (0.050)	1.40 (0.055)	1.52 (0.060)	1.78 (0.070)	2.29 (0.090)	2.54 (0.100)	2.79 (0.110)
	PAPER						EMBOSSED							

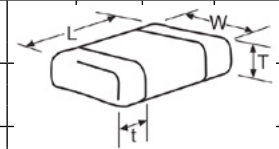
KYOCERA AVX The Important Information/Disclaimer is incorporated in the catalog where these specifications came from or available online at [www.kyocera-avx.com/disclaimer/](http://www.kyocera-avx.com/disclaimer/) by reference and should be reviewed in full before placing any order.

# C0G (NP0) Dielectric Capacitance Range



## PREFERRED SIZES ARE SHADED

SIZE	1210					1812					1825			2220			2225			
	Reflow Only					Reflow Only					Reflow Only			Reflow Only			Reflow Only			
Soldering	Paper/Embossed					All Embossed					All Embossed			All Embossed			All Embossed			
Packaging	Paper/Embossed					All Embossed					All Embossed			All Embossed			All Embossed			
(L) Length	3.20 ± 0.20 (0.126 ± 0.008)					4.50 ± 0.30 (0.177 ± 0.012)					4.50 ± 0.30 (0.177 ± 0.012)			5.70 ± 0.40 (0.225 ± 0.016)			5.72 ± 0.25 (0.225 ± 0.010)			
(W) Width	2.50 ± 0.20 (0.098 ± 0.008)					3.20 ± 0.20 (0.126 ± 0.008)					6.40 ± 0.40 (0.252 ± 0.016)			5.00 ± 0.40 (0.197 ± 0.016)			6.35 ± 0.25 (0.250 ± 0.010)			
(t) Terminal	0.50 ± 0.25 (0.020 ± 0.010)					0.61 ± 0.36 (0.024 ± 0.014)					0.61 ± 0.36 (0.024 ± 0.014)			0.64 ± 0.39 (0.025 ± 0.015)			0.64 ± 0.39 (0.025 ± 0.015)			
Cap (pF)	25	50	100	200	500	25	50	100	200	500	50	100	200	50	100	200	50	100	200	
3.9																				
4.7																				
5.6																				
6.8																				
8.2																				
10	M	M	M	M	M	P	P	P	P	P										
12	M	M	M	M	M	P	P	P	P	P										
15	M	M	M	M	M	P	P	P	P	P										
18	M	M	M	M	M	P	P	P	P	P										
22	M	M	M	M	M	P	P	P	P	P										
27	M	M	M	M	M	P	P	P	P	P										
33	M	M	M	M	M	P	P	P	P	P										
39	M	M	M	M	M	P	P	P	P	P										
47	P	P	P	P	P	P	P	P	P	P										
56	P	P	P	P	P	P	P	P	P	P										
68	P	P	P	P	P	P	P	P	P	P										
82	P	P	P	P	P	P	P	P	P	P										
100	P	P	P	P	P	P	P	P	P	P										
120	P	P	P	P	P	P	P	P	P	P										
150	P	P	P	P	P	P	P	P	P	P										
180	P	P	P	P	P	P	P	P	P	P										
220	P	P	P	P	P	P	P	P	P	P										
270	P	P	P	P	P	P	P	P	P	P										
330	P	P	P	P	P	P	P	P	P	P										
390	P	P	P	P	P	P	P	P	P	P										
470	P	P	P	P	P	P	P	P	P	P										
560	P	P	P	P	P	P	P	P	P	P										
680	P	P	P	P	P	P	P	P	P	P										
820	P	P	P	P	P	P	P	P	P	P										
1000	P	P	P	P	P	P	P	P	P	P	M	M	M					M	M	P
1200	P	P	P	P	P	P	P	P	P	P	M	M	M					M	M	P
1500	P	P	P	P	P	P	P	P	P	P	M	M	M					M	M	P
1800	P	P	P	P	P	P	P	P	P	P	M	M	M					M	M	P
2200	P	P	P	P	P	P	P	P	P	P	X	X	M					M	M	P
2700	P	P	P	P	P	P	P	P	P	Q	X	X	M					M	M	P
3300	P	P	P	P	P	P	P	P	P	Q	X	X	X				X	M	M	P
3900	P	P	P	P	P	P	P	P	P	Q	X	X	X				X	M	M	P
4700	P	P	P	P	P	P	P	P	P	Y	X	X	X			X	X	M	M	P
5600	P	P	P	P	P	P	P	P	P	Y	X	X	X			X	X	M	M	P
6800	P	P	P	X	X	P	P	Q	Q	Y	X	X	X			X	X	M	M	P
8200	P	P	P	X	X	P	P	Q	Q	Y	X	X	X			X	X	M	M	P
Cap (pF)	0.010	P	P	X	X	P	P	Q	Q	Y	X	X	X			X	X	M	M	P
0.012	X	X	X	X	X	P	P	Q	X	Y	X	X	X			X	X	M	M	P
0.015	X	X	X	Z	Z	P	P	Q	X	Y	X	X	X			X	X	M	M	Y
0.018	X	X	Z	Z		P	P	X	X	Y	X	X	X			X	X	M	M	Y
0.022	X	X	Z	Z		P	P	X	X		X	X	X			X	X	M	Y	Y
0.027	X	Z	Z	Z		Q	X	X	Z		X	X	Y			X	X	P	Y	Y
0.033	X	Z	Z	Z		Q	X	X	Z		X	X				X	X	X	Y	Y
0.039	Z	Z	Z			X	X	Z	Z		X					Y		X	Y	Y
0.047	Z	Z	Z			X	X	Z	Z		X					Y		X	Z	
0.068						Z	Z	Z								Z		X	Z	
0.082						Z	Z	Z								Z		X	Z	
0.1						Z	Z	Z								Z		X	Z	
WVDC	25	50	100	200	500	25	50	100	200	500	50	100	200	50	100	200	50	100	200	
SIZE	1210					1812					1825			2220			2225			



Letter	A	B	C	E	G	J	K	M	N	P	Q	X	Y	Z
Max. Thickness	0.33 (0.013)	0.22 (0.009)	0.56 (0.022)	0.71 (0.028)	0.90 (0.035)	0.94 (0.037)	1.02 (0.040)	1.27 (0.050)	1.40 (0.055)	1.52 (0.060)	1.78 (0.070)	2.29 (0.090)	2.54 (0.100)	2.79 (0.110)
	PAPER						EMBOSSSED							

# Mouser Electronics

Authorized Distributor

Click to View Pricing, Inventory, Delivery & Lifecycle Information:

## AVX:

[12061A471JBT2A](#) [05045A102FAT050B](#) [05045A130FAT1A](#) [04025A100JAJ2A](#) [04025A120JAJ2A](#) [04025A151FAJ2A](#)  
[04025A300GAQ2A](#) [04025A390FAJ2A](#) [04025A390JAQ2A](#) [05083A221MAT2A](#) [06035AVPRFAT2A](#)  
[08051A151JSTME\1K](#) [08051A331JSTME\500](#) [18125A683JBT1A](#) [02013A1R0BAQ2A](#) [04025A220JAJ2A](#)  
[04025A220JAQ2A](#) [04025A221JAJ2A](#) [04025A270FAJ2A](#) [04025A270JAQ2A](#) [04025A4R3DA79A](#) [04025A5R6DA79A](#)  
[04025A8R2DA79A](#) [05041A101JHT6A](#) [05041A221JHT6A](#) [05043A331JHT6A](#) [05045A391JHT6A](#) [05083A100KAT2A](#)  
[05045C222KAT1A](#) [2225CA183KBJ9A](#) [05045C102MAT1A](#) [05045C102KAT1A](#) [05045C152KAT1A](#) [05045C682JAT1A](#)  
[06123A101KAT2V](#) [12061A102JBT1A](#) [02013A150JAQ2A](#) [04025A100CAJ2A](#) [04025A470JAJ2A](#) [08051A101JAJ4A](#)  
[08051A101JSJME\2K](#) [08051AVAEFAT2A](#) [0805VA151KAT2A](#) [12061A221JBT1A](#) [12061A681JBT1A](#)  
[12062A102FBT1A](#) [12065A392JBT1A](#) [1206CA560GAT2W](#) [12101X273KSTME\500](#) [12105X104KSJME](#)  
[1808XA331KAT2A](#) [1808XA331KAT4A](#) [18125A103FBT1A](#) [18125A333FBT1A](#) [18125A562FBT1A](#) [18125X104KSJME](#)  
[18125X184KSJME](#) [18251X104KSJME](#) [18251X154KSJME\500](#) [1206VA472JAT2A](#) [36401A102MAT3A](#)  
[0402YA120GAJ2A](#) [0402YA130GAJ2A](#) [0402YA140GAJ2A](#) [0402YA150GAJ2A](#) [0402YA160GAJ2A](#) [0402YA180JAJ2A](#)  
[04025A0R5BAQ2A](#) [04025A1R2CAJ2A](#) [04025A100KAJ2A](#) [04025A120FAJ2A](#) [04025A150FAJ2A](#) [04025A2R7CAJ2A](#)  
[04025A3R0CAJ2A](#) [04025A3R3CAQ2A](#) [04025A4R7BAQ2A](#) [04025A470JAQ2A](#) [04025A5R0CAJ2A](#)  
[04025A560JAQ2A](#) [0805PA220KAT2A](#) [08051A510JAJ2A](#) [08055A100JHT6A](#) [08055A182JHT6A](#) [08055A220JAQ2A](#)  
[08055A221GHT6A](#) [08055A4R3DAQ2A](#) [08055A470JAQ2A](#) [08055A510JAJ2A](#) [08055A8R0DAQ2A](#)  
[12061A101KSJME\500](#) [04025A560JA76A](#) [18255A223KSTME](#) [18255X274KSJME\500](#) [12062A220JBT1A](#)  
[12061A102JSJME](#) [12065A122JBT1A](#) [12061X103KSJME\500](#) [12061A102KBT1A](#) [04025A101JA76A](#)  
[08055A621JSJME](#)