

| THERMAL PERFORMANCE | | | |
|--|-----------------|------------|-------------|
| PARAMETER | SYMBOL | TYP | UNIT |
| Junction-to-case thermal resistance | $R_{\theta JC}$ | 10 | °C/W |
| Junction-to-ambient thermal resistance | $R_{\theta JA}$ | 55 | °C/W |

| ELECTRICAL SPECIFICATIONS ($T_A = 25^\circ\text{C}$ unless otherwise noted) | | | | | | | |
|---|--|--|--|--|--|--|--|
|---|--|--|--|--|--|--|--|

| Part number | Marking code | Breakdown voltage $V_{BR}@I_T$ (V) (Note 1) | | Test current I_T (mA) | Working stand-off voltage V_{WM} (V) | Maximum blocking leakage current $I_D@V_{WM}$ (μA) | Maximum peak impulse current I_{PP} (A) (Note 2) | Maximum clamping voltage $V_C@I_{PP}$ (V) |
|-------------|--------------|--|------|-------------------------------|--|---|---|---|
| | | Min | Max | | | | | |
| SMBJ5.0 | KD | 6.40 | 7.30 | 10 | 5.0 | 800 | 65.0 | 9.6 |
| SMBJ5.0A | KE | 6.40 | 7.00 | 10 | 5.0 | 800 | 68.0 | 9.2 |
| SMBJ5V0A | | | | | | | | |
| SMBJ6.0 | KF | 6.67 | 8.15 | 10 | 6.0 | 800 | 55.0 | 11.4 |
| SMBJ6.0A | KG | 6.67 | 7.37 | 10 | 6.0 | 800 | 61.0 | 10.3 |
| SMBJ6V0A | | | | | | | | |
| SMBJ6.5 | KH | 7.22 | 8.82 | 10 | 6.5 | 500 | 51.0 | 12.3 |
| SMBJ6.5A | KK | 7.22 | 7.98 | 10 | 6.5 | 500 | 56.0 | 11.2 |
| SMBJ6V5A | | | | | | | | |
| SMBJ7.0 | KL | 7.78 | 9.51 | 10 | 7.0 | 200 | 47.0 | 13.3 |
| SMBJ7.0A | KM | 7.78 | 8.60 | 10 | 7.0 | 200 | 52.0 | 12.0 |
| SMBJ7V0A | | | | | | | | |
| SMBJ7.5 | KN | 8.33 | 10.3 | 1 | 7.5 | 100 | 44.0 | 14.3 |
| SMBJ7.5A | KP | 8.33 | 9.21 | 1 | 7.5 | 100 | 48.0 | 12.9 |
| SMBJ7V5A | | | | | | | | |
| SMBJ8.0 | KQ | 8.89 | 10.9 | 1 | 8.0 | 50 | 42.0 | 15.0 |
| SMBJ8.0A | KR | 8.89 | 9.83 | 1 | 8.0 | 50 | 46.0 | 13.6 |
| SMBJ8V0A | | | | | | | | |
| SMBJ8.5 | KS | 9.44 | 11.5 | 1 | 8.5 | 10 | 39.0 | 15.9 |
| SMBJ8.5A | KT | 9.44 | 10.4 | 1 | 8.5 | 10 | 43.0 | 14.4 |
| SMBJ8V5A | | | | | | | | |
| SMBJ9.0 | KU | 10.0 | 12.2 | 1 | 9.0 | 5 | 37.0 | 16.9 |
| SMBJ9.0A | KV | 10.0 | 11.1 | 1 | 9.0 | 5 | 40.0 | 15.4 |
| SMBJ9V0A | | | | | | | | |
| SMBJ10 | KW | 11.1 | 13.6 | 1 | 10 | 5 | 33.0 | 18.8 |
| SMBJ10A | KX | 11.1 | 12.3 | 1 | 10 | 5 | 37.0 | 17.0 |
| SMBJ11 | KY | 12.2 | 14.9 | 1 | 11 | 1 | 31.0 | 20.1 |
| SMBJ11A | KZ | 12.2 | 13.5 | 1 | 11 | 1 | 34.0 | 18.2 |
| SMBJ12 | LD | 13.3 | 16.3 | 1 | 12 | 1 | 28.0 | 22.0 |
| SMBJ12A | LE | 13.3 | 14.7 | 1 | 12 | 1 | 31.0 | 19.9 |
| SMBJ13 | LF | 14.4 | 17.6 | 1 | 13 | 1 | 26.0 | 23.8 |
| SMBJ13A | LG | 14.4 | 15.9 | 1 | 13 | 1 | 29.0 | 21.5 |
| SMBJ14 | LH | 15.6 | 19.1 | 1 | 14 | 1 | 24.4 | 25.8 |
| SMBJ14A | LK | 15.6 | 17.2 | 1 | 14 | 1 | 27.0 | 23.2 |
| SMBJ15 | LL | 16.7 | 20.4 | 1 | 15 | 1 | 23.1 | 26.9 |
| SMBJ15A | LM | 16.7 | 18.5 | 1 | 15 | 1 | 25.1 | 24.4 |
| SMBJ16 | LN | 17.8 | 21.8 | 1 | 16 | 1 | 21.8 | 28.8 |
| SMBJ16A | LP | 17.8 | 19.7 | 1 | 16 | 1 | 24.2 | 26.0 |
| SMBJ17 | LQ | 18.9 | 23.1 | 1 | 17 | 1 | 20.0 | 30.5 |
| SMBJ17A | LR | 18.9 | 20.9 | 1 | 17 | 1 | 22.8 | 27.6 |
| SMBJ18 | LS | 20.0 | 24.4 | 1 | 18 | 1 | 19.5 | 32.2 |
| SMBJ18A | LT | 20.0 | 22.1 | 1 | 18 | 1 | 21.5 | 29.2 |
| SMBJ20 | LU | 22.2 | 27.1 | 1 | 20 | 1 | 17.6 | 35.8 |
| SMBJ20A | LV | 22.2 | 24.5 | 1 | 20 | 1 | 19.4 | 32.4 |
| SMBJ22 | LW | 24.4 | 29.8 | 1 | 22 | 1 | 15.0 | 39.4 |
| SMBJ22A | LX | 24.4 | 26.9 | 1 | 22 | 1 | 17.7 | 35.5 |
| SMBJ24 | LY | 26.7 | 32.6 | 1 | 24 | 1 | 14.6 | 43.0 |
| SMBJ24A | LZ | 26.7 | 29.5 | 1 | 24 | 1 | 16.0 | 38.9 |

| ELECTRICAL SPECIFICATIONS (T _A = 25°C unless otherwise noted) | | | | | | | | |
|--|--------------|---|------|--|---|---|--|--|
| Part number | Marking code | Breakdown voltage V _{BR} @I _T (V) (Note 1) | | Test current I _T (mA) | Working stand-off voltage V _{WM} (V) | Maximum blocking leakage current I _D @V _{WM} (μA) | Maximum peak impulse current I _{PP} (A) (Note 2) | Maximum clamping voltage V _C @I _{PP} (V) |
| | | Min | Max | | | | | |
| SMBJ26 | MD | 28.9 | 35.3 | 1 | 26 | 1 | 13.5 | 46.6 |
| SMBJ26A | ME | 28.9 | 31.9 | 1 | 26 | 1 | 14.9 | 42.1 |
| SMBJ28 | MF | 31.1 | 38.0 | 1 | 28 | 1 | 12.6 | 50.0 |
| SMBJ28A | MG | 31.1 | 34.4 | 1 | 28 | 1 | 13.8 | 45.4 |
| SMBJ30 | MH | 33.3 | 40.7 | 1 | 30 | 1 | 11.7 | 53.5 |
| SMBJ30A | MK | 33.3 | 36.8 | 1 | 30 | 1 | 13.0 | 48.4 |
| SMBJ33 | ML | 36.7 | 44.9 | 1 | 33 | 1 | 10.6 | 59.0 |
| SMBJ33A | MM | 36.7 | 40.6 | 1 | 33 | 1 | 11.8 | 53.3 |
| SMBJ36 | MN | 40.0 | 48.9 | 1 | 36 | 1 | 9.8 | 64.3 |
| SMBJ36A | MP | 40.0 | 44.2 | 1 | 36 | 1 | 10.8 | 58.1 |
| SMBJ40 | MQ | 44.4 | 54.3 | 1 | 40 | 1 | 8.8 | 71.4 |
| SMBJ40A | MR | 44.4 | 49.1 | 1 | 40 | 1 | 9.7 | 64.5 |
| SMBJ43 | MS | 47.8 | 58.4 | 1 | 43 | 1 | 8.2 | 76.7 |
| SMBJ43A | MT | 47.8 | 52.8 | 1 | 43 | 1 | 9.0 | 69.4 |
| SMBJ45 | MU | 50.0 | 61.1 | 1 | 45 | 1 | 7.8 | 80.3 |
| SMBJ45A | MV | 50.0 | 55.3 | 1 | 45 | 1 | 8.6 | 72.7 |
| SMBJ48 | MW | 53.3 | 65.1 | 1 | 48 | 1 | 7.3 | 85.5 |
| SMBJ48A | MX | 53.3 | 58.9 | 1 | 48 | 1 | 8.1 | 77.4 |
| SMBJ51 | MY | 56.7 | 69.3 | 1 | 51 | 1 | 6.9 | 91.1 |
| SMBJ51A | MZ | 56.7 | 62.7 | 1 | 51 | 1 | 7.6 | 82.4 |
| SMBJ54 | ND | 60.0 | 73.3 | 1 | 54 | 1 | 6.5 | 96.3 |
| SMBJ54A | NE | 60.0 | 66.3 | 1 | 54 | 1 | 7.2 | 87.1 |
| SMBJ58 | NF | 64.4 | 78.7 | 1 | 58 | 1 | 6.1 | 103 |
| SMBJ58A | NG | 64.4 | 71.2 | 1 | 58 | 1 | 6.7 | 93.6 |
| SMBJ60 | NH | 66.7 | 81.5 | 1 | 60 | 1 | 5.8 | 107 |
| SMBJ60A | NK | 66.7 | 73.7 | 1 | 60 | 1 | 6.5 | 96.8 |
| SMBJ64 | NL | 71.1 | 86.9 | 1 | 64 | 1 | 5.5 | 114 |
| SMBJ64A | NM | 71.1 | 78.6 | 1 | 64 | 1 | 6.1 | 103 |
| SMBJ70 | NN | 77.8 | 95.1 | 1 | 70 | 1 | 5.0 | 125 |
| SMBJ70A | NP | 77.8 | 86 | 1 | 70 | 1 | 5.5 | 113 |
| SMBJ75 | NQ | 83.3 | 102 | 1 | 75 | 1 | 4.7 | 134 |
| SMBJ75A | NR | 83.3 | 92.1 | 1 | 75 | 1 | 5.2 | 121 |
| SMBJ78 | NS | 86.7 | 106 | 1 | 78 | 1 | 4.5 | 139 |
| SMBJ78A | NT | 86.7 | 95.8 | 1 | 78 | 1 | 5.0 | 126 |
| SMBJ85 | NU | 94.4 | 115 | 1 | 85 | 1 | 4.1 | 151 |
| SMBJ85A | NV | 94.4 | 104 | 1 | 85 | 1 | 4.6 | 137 |
| SMBJ90 | NW | 100 | 122 | 1 | 90 | 1 | 3.9 | 160 |
| SMBJ90A | NX | 100 | 111 | 1 | 90 | 1 | 4.3 | 146 |
| SMBJ100 | NY | 111 | 136 | 1 | 100 | 1 | 3.5 | 179 |
| SMBJ100A | NZ | 111 | 123 | 1 | 100 | 1 | 3.8 | 162 |
| SMBJ110 | PD | 122 | 149 | 1 | 110 | 1 | 3.2 | 196 |
| SMBJ110A | PE | 122 | 135 | 1 | 110 | 1 | 3.5 | 177 |
| SMBJ120 | PF | 133 | 163 | 1 | 120 | 1 | 2.9 | 214 |
| SMBJ120A | PG | 133 | 147 | 1 | 120 | 1 | 3.2 | 193 |
| SMBJ130 | PH | 144 | 176 | 1 | 130 | 1 | 2.7 | 231 |
| SMBJ130A | PK | 144 | 159 | 1 | 130 | 1 | 3.0 | 209 |
| SMBJ150 | PL | 167 | 204 | 1 | 150 | 1 | 2.3 | 266 |
| SMBJ150A | PM | 167 | 185 | 1 | 150 | 1 | 2.5 | 243 |
| SMBJ160 | PN | 178 | 218 | 1 | 160 | 1 | 2.2 | 287 |
| SMBJ160A | PP | 178 | 197 | 1 | 160 | 1 | 2.4 | 259 |
| SMBJ170 | PQ | 189 | 231 | 1 | 170 | 1 | 2.0 | 304 |

| ELECTRICAL SPECIFICATIONS ($T_A = 25^\circ\text{C}$ unless otherwise noted) | | | | | | | | |
|---|--------------|--|-----|-------------------------------|--|---|---|---|
| Part number | Marking code | Breakdown voltage $V_{BR}@I_T$ (V) (Note 1) | | Test current I_T (mA) | Working stand-off voltage V_{WM} (V) | Maximum blocking leakage current $I_D@V_{WM}$ (μA) | Maximum peak impulse current I_{PP} (A) (Note 2) | Maximum clamping voltage $V_C@I_{PP}$ (V) |
| | | Min | Max | | | | | |
| SMBJ170A | PR | 189 | 209 | 1 | 170 | 1 | 2.2 | 275 |

Notes:

1. V_{BR} measure after I_T applied for 30ms, $I_T =$ square wave pulse or equivalent.
2. Surge current waveform per Fig.3 and derate per Fig.2.
3. All terms and symbols are consistent with ANSI/IEEE C62.35.
4. For bidirectional use C or CA suffix for types SMBJ5.0 - SMBJ170
5. For bipolar types having V_{WM} of 10V (SMBJ10C) and under, the I_D limit is doubled.

| ORDERING INFORMATION | | |
|-------------------------------------|----------------|---------------------|
| ORDERING CODE ⁽¹⁾ | PACKAGE | PACKING |
| SMBJx | DO-214AA (SMB) | 3,000 / Tape & Reel |

Notes:

1. "x" defines voltage from 5V(SMBJ5.0) to 170V(SMBJ170A)

CHARACTERISTICS CURVES

($T_A = 25^\circ\text{C}$ unless otherwise noted)

Fig.1 Peak Pulse Power Rating Curve

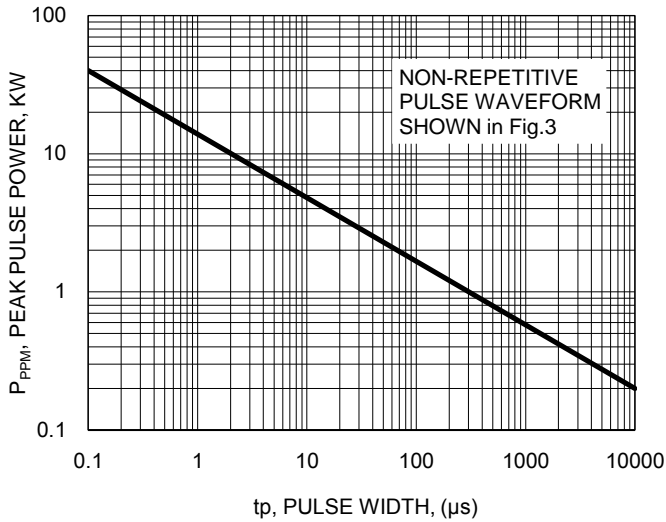


Fig.2 Pulse Derating Curve

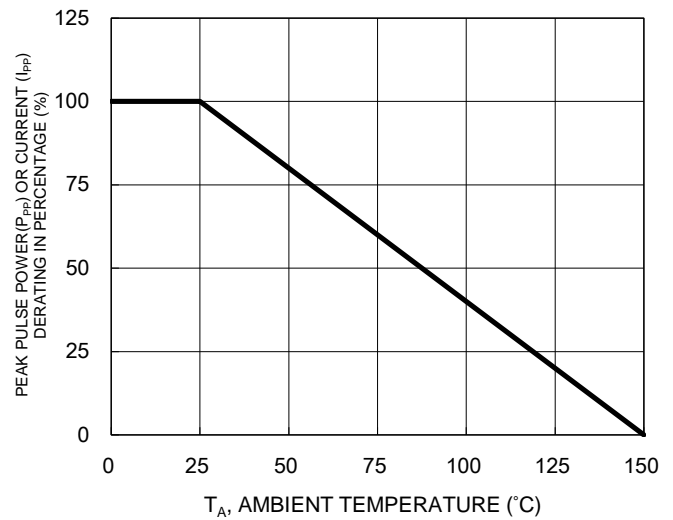


Fig.3 Clamping Power Pulse Waveform

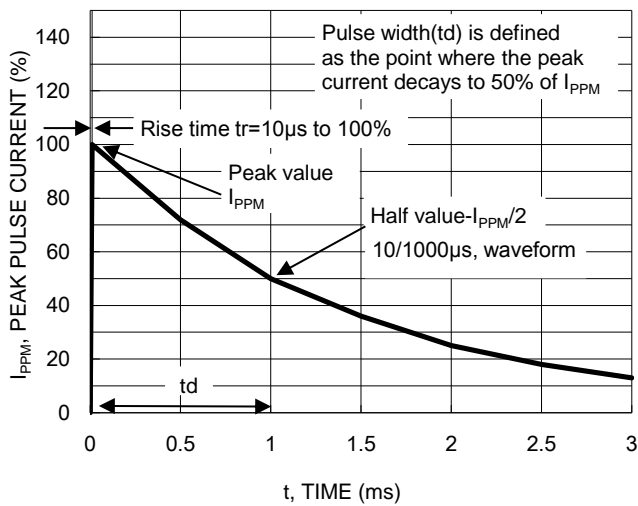
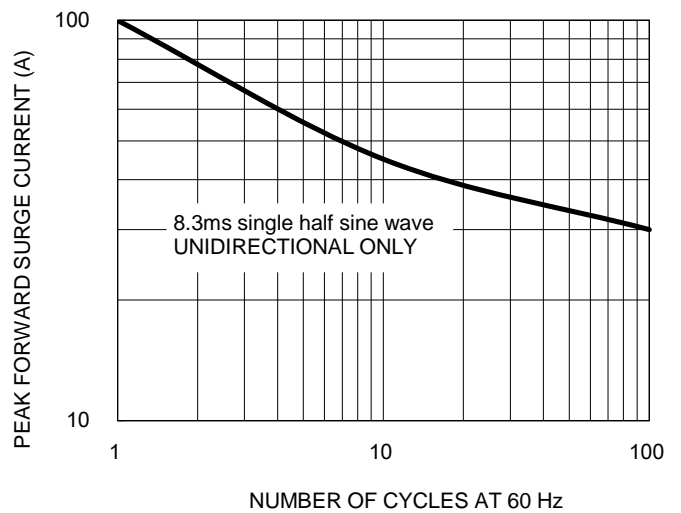


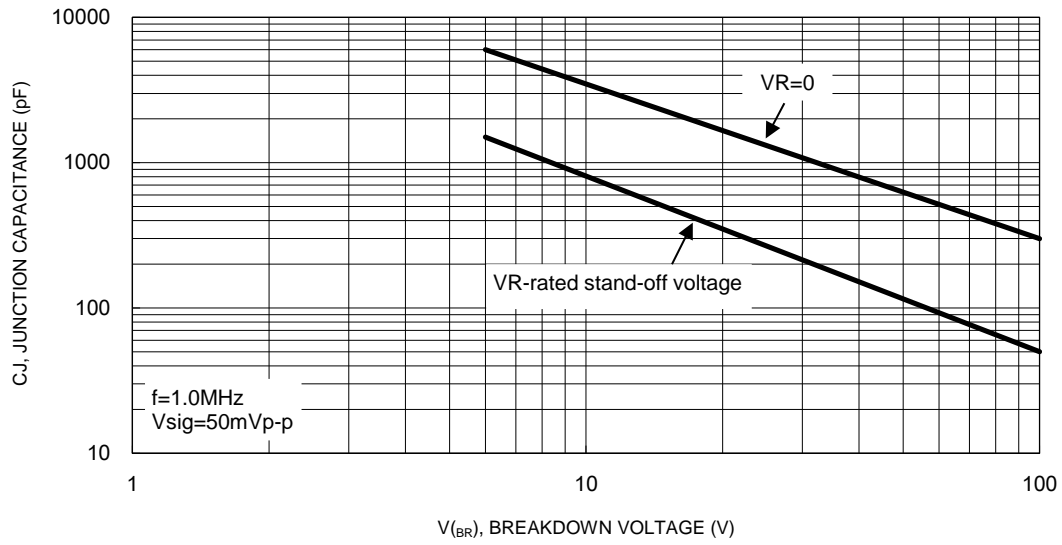
Fig.4 Maximum Non-Repetitive Forward Surge Current



CHARACTERISTICS CURVES

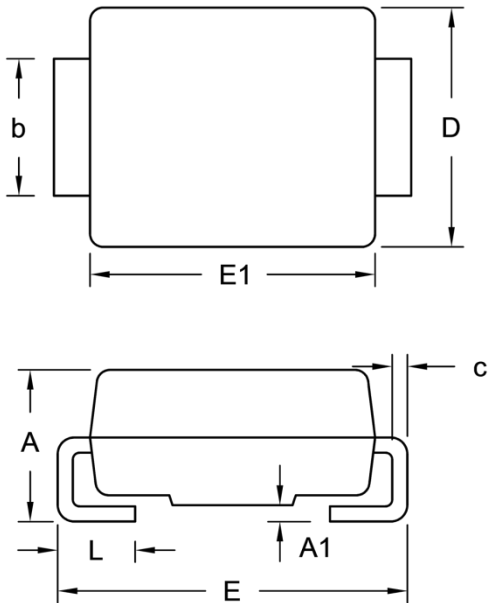
($T_A = 25^\circ\text{C}$ unless otherwise noted)

Fig.5 Typical Junction Capacitance



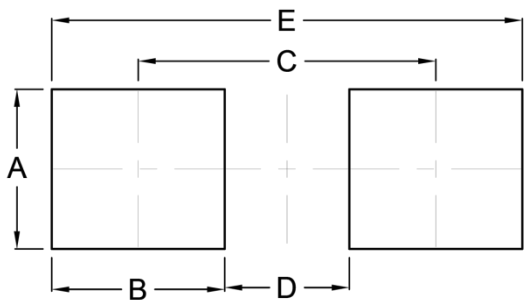
PACKAGE OUTLINE DIMENSIONS

DO-214AA (SMB)



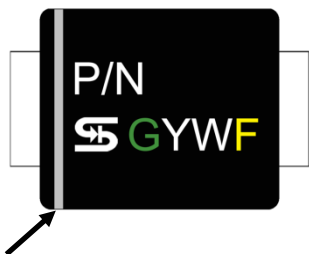
| DIM. | Unit (mm) | | Unit (inch) | |
|------|-----------|------|-------------|-------|
| | Min. | Max. | Min. | Max. |
| A | 1.95 | 2.65 | 0.077 | 0.104 |
| A1 | 0.05 | 0.20 | 0.002 | 0.008 |
| b | 1.95 | 2.20 | 0.077 | 0.087 |
| c | 0.15 | 0.31 | 0.006 | 0.012 |
| D | 3.30 | 3.95 | 0.130 | 0.156 |
| E | 5.10 | 5.60 | 0.201 | 0.220 |
| E1 | 4.05 | 4.60 | 0.159 | 0.181 |
| L | 0.75 | 1.60 | 0.030 | 0.063 |

SUGGESTED PAD LAYOUT



| Symbol | Unit (mm) | Unit (inch) |
|--------|-----------|-------------|
| A | 2.30 | 0.091 |
| B | 2.50 | 0.098 |
| C | 4.30 | 0.169 |
| D | 1.80 | 0.071 |
| E | 6.80 | 0.268 |

MARKING DIAGRAM



- P/N = Marking Code
- G = Green Compound
- YW = Date Code
- F = Factory Code

Cathode band for uni-directional products only

Notice

Specifications of the products displayed herein are subject to change without notice. TSC or anyone on its behalf, assumes no responsibility or liability for any errors or inaccuracies.

Purchasers are solely responsible for the choice, selection, and use of TSC products and TSC assumes no liability for application assistance or the design of Purchasers' products.

Information contained herein is intended to provide a product description only. No license, express or implied, to any intellectual property rights is granted by this document. Except as provided in TSC's terms and conditions of sale for such products, TSC assumes no liability whatsoever, and disclaims any express or implied warranty, relating to sale and/or use of TSC products including liability or warranties relating to fitness for a particular purpose, merchantability, or infringement of any patent, copyright, or other intellectual property right.

The products shown herein are not designed for use in medical, life-saving, or life-sustaining applications. Customers using or selling these products for use in such applications do so at their own risk and agree to fully indemnify TSC for any damages resulting from such improper use or sale.

Mouser Electronics

Authorized Distributor

Click to View Pricing, Inventory, Delivery & Lifecycle Information:

Taiwan Semiconductor:

[SMBJ100A](#) [SMBJ100CA](#) [SMBJ10A](#) [SMBJ10CA](#) [SMBJ110A](#) [SMBJ110CA](#) [SMBJ11A](#) [SMBJ11CA](#) [SMBJ120A](#)
[SMBJ120CA](#) [SMBJ12A](#) [SMBJ12CA](#) [SMBJ130A](#) [SMBJ130CA](#) [SMBJ13A](#) [SMBJ13CA](#) [SMBJ14A](#) [SMBJ14CA](#)
[SMBJ150A](#) [SMBJ150CA](#) [SMBJ15A](#) [SMBJ15CA](#) [SMBJ160A](#) [SMBJ160CA](#) [SMBJ16A](#) [SMBJ16CA](#) [SMBJ170A](#)
[SMBJ170CA](#) [SMBJ17A](#) [SMBJ17CA](#) [SMBJ18A](#) [SMBJ18CA](#) [SMBJ20A](#) [SMBJ20CA](#) [SMBJ22A](#) [SMBJ22CA](#)
[SMBJ24A](#) [SMBJ24CA](#) [SMBJ26A](#) [SMBJ26CA](#) [SMBJ28A](#) [SMBJ28CA](#) [SMBJ30A](#) [SMBJ30CA](#) [SMBJ33A](#)
[SMBJ33CA](#) [SMBJ36A](#) [SMBJ36CA](#) [SMBJ40A](#) [SMBJ40CA](#) [SMBJ43A](#) [SMBJ43CA](#) [SMBJ45A](#) [SMBJ45CA](#)
[SMBJ48A](#) [SMBJ48CA](#) [SMBJ51A](#) [SMBJ51CA](#) [SMBJ54A](#) [SMBJ54CA](#) [SMBJ58A](#) [SMBJ58CA](#) [SMBJ60A](#)
[SMBJ60CA](#) [SMBJ64A](#) [SMBJ64CA](#) [SMBJ70A](#) [SMBJ70CA](#) [SMBJ75A](#) [SMBJ75CA](#) [SMBJ78A](#) [SMBJ78CA](#)
[SMBJ85A](#) [SMBJ85CA](#) [SMBJ90A](#) [SMBJ90CA](#) [SMBJ6V5CA](#) [SMBJ7V5CA](#) [SMBJ8V0A](#) [SMBJ9V0CA](#) [SMBJ7V0CA](#)
[SMBJ9V0A](#) [SMBJ5V0A](#) [SMBJ5V0CA](#) [SMBJ14C](#) [SMBJ15](#) [SMBJ15C](#) [SMBJ16](#) [SMBJ16C](#) [SMBJ17](#) [SMBJ17C](#)
[SMBJ18](#) [SMBJ18C](#) [SMBJ20](#) [SMBJ20C](#) [SMBJ22](#) [SMBJ22C](#) [SMBJ24](#) [SMBJ24C](#) [SMBJ26](#)