

# Surface Mount Fuses

## Pulse Tolerant Chip Fuses

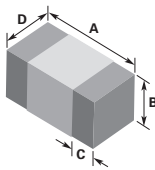
### Table FP1 – ClearTime Characteristics

% of Rated Current		Clear Time at 25°C	
100%		4 hrs (min)	—
200%		1 s (min)	60 s (max)
1000%		0.0002 s (min)	0.02 s (max)

### Table FP2 – Typical Electrical Characteristics and Dimensions

#### 0603 (1608 mm) Pulse Tolerant Chip Fuses

Shape and Dimensions  
mm (in)

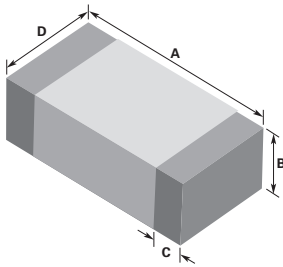


	A		B		C		D	
	Min	Max	Min	Max	Min	Max	Min	Max
mm	1.45	1.75	0.65	0.95	0.21	0.51	0.65	0.95
in	(0.057)	(0.069)	(0.026)	(0.037)	(0.008)	(0.020)	(0.026)	(0.037)

Part Number	Typical Electrical Characteristics			Max Interrupt Ratings	
	Rated Current (A)	Nominal Cold DCR (Ω)*	Nominal I <sup>2</sup> t (A <sup>2</sup> sec) <sup>†</sup>	Voltage (V <sub>DC</sub> )	Current (A)
0603SFP100F/32-2	1.0	0.210	0.08	32	50
0603SFP150F/32-2	1.5	0.101	0.11	32	50
0603SFP200F/32-2	2.0	0.057	0.24	32	50
0603SFP250F/32-2	2.5	0.042	0.56	32	50
0603SFP300F/32-2	3.0	0.030	0.72	32	50
0603SFP350F/32-2	3.5	0.022	1.10	32	50
0603SFP400F/32-2	4.0	0.018	2.08	32	50
0603SFP450F/32-2	4.5	0.014	2.63	32	50
0603SFP500F/32-2	5.0	0.013	3.25	32	50
0603SFP600F/32-2	6.0	0.010	4.00	32	70

#### 1206 (3216 mm) Pulse Tolerant Chip Fuses

Shape and Dimensions  
mm (in)



	A		B		C		D	
	Min	Max	Min	Max	Min	Max	Min	Max
mm	3.00	3.40	0.77	1.17	0.26	0.76	1.40	1.80
in	(0.118)	(0.134)	(0.030)	(0.046)	(0.010)	(0.030)	(0.055)	(0.071)

Part Number	Typical Electrical Characteristics			Max Interrupt Ratings	
	Rated Current (A)	Nominal Cold DCR (Ω)*	Nominal I <sup>2</sup> t (A <sup>2</sup> sec) <sup>†</sup>	Voltage (V <sub>DC</sub> )	Current (A)
1206SFP100F/63-2	1.0	0.340	0.11	63	50
1206SFP150F/63-2	1.5	0.150	0.33	63	50
1206SFP200F/63-2	2.0	0.090	0.80	63	50
1206SFP250F/32-2	2.5	0.070	1.19	32	50
1206SFP300F/32-2	3.0	0.035	1.35	32	50
1206SFP350F/32-2	3.5	0.029	1.84	32	50
1206SFP400F/32-2	4.0	0.023	2.74	32	50
1206SFP450F/32-2	4.5	0.021	3.20	32	50
1206SFP500F/32-2	5.0	0.017	5.50	32	50
1206SFP600F/24-2	6.0	0.013	12.50	24	80
1206SFP700F/24-2	7.0	0.010	30.00	24	80
1206SFP800F/24-2	8.0	0.009	60.00	24	80

\* Measured at ≤10% of rated current and 25°C ambient temperature.  
<sup>†</sup> Melting I<sup>2</sup>t at 0.001 sec clear time.

# Surface Mount Fuses

## Pulse Tolerant Chip Fuses

### Figures FP1-FP4 – Family Performance Curves

Figure FP1

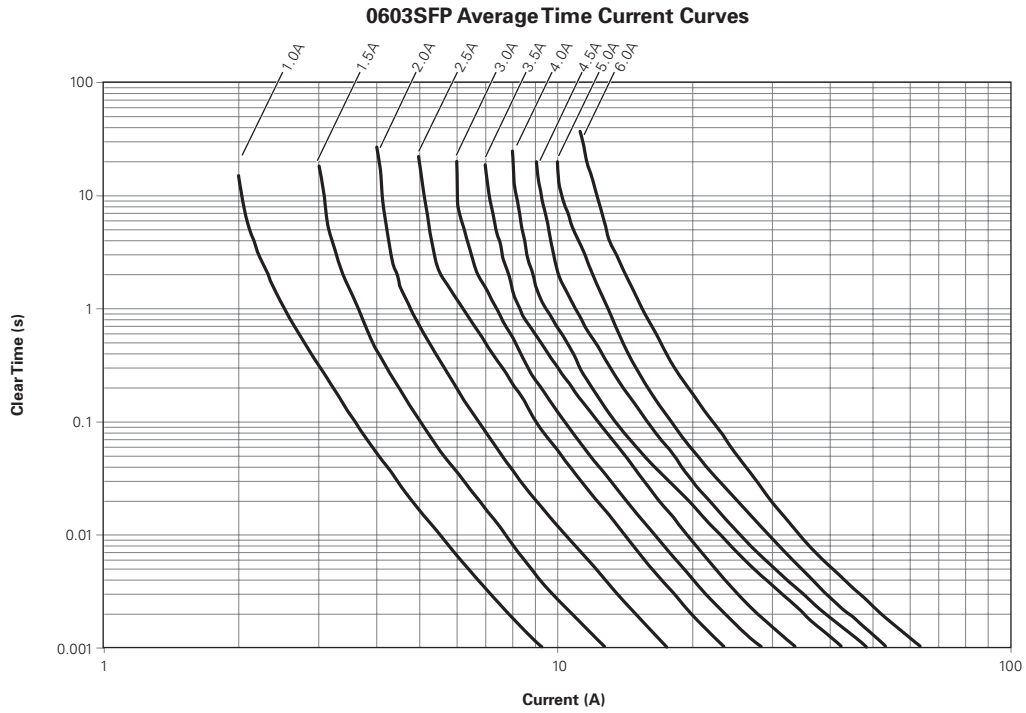
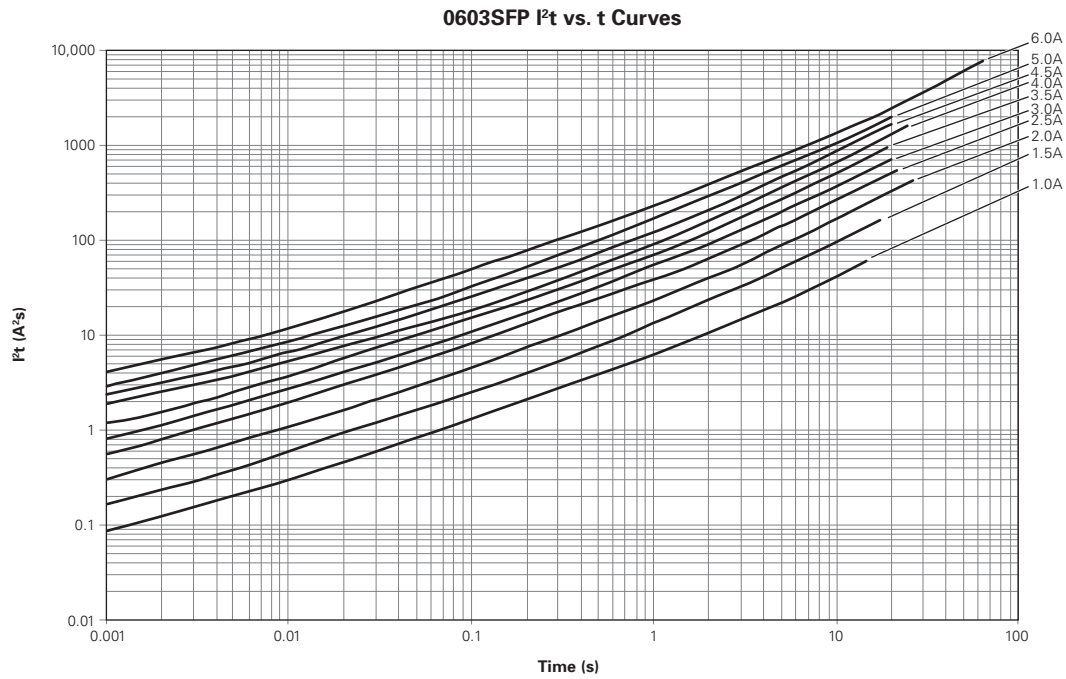


Figure FP2



# Surface Mount Fuses

## Pulse Tolerant Chip Fuses

### Figures FP1-FP4 — Family Performance Curves

(Cont'd)

Figure FP3

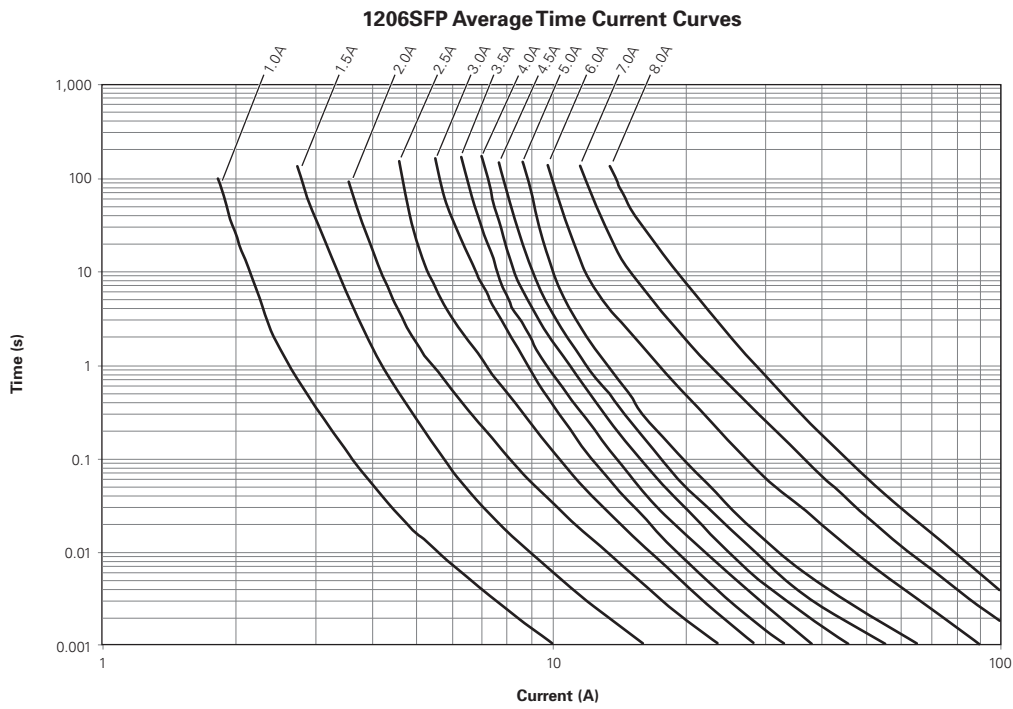
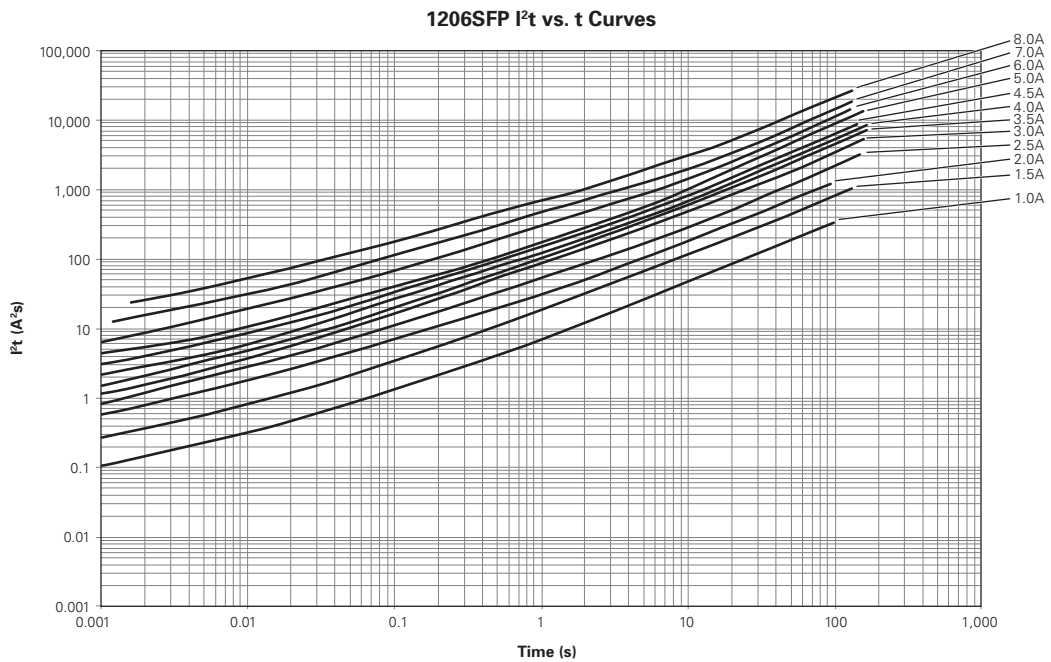


Figure FP4



Note: Curves are nominal.

## Surface Mount Fuses

### Pulse Tolerant Chip Fuses

#### **Notice:**

Littelfuse products are not designed for, and shall not be used for, any purpose (including, without limitation, automotive, military, aerospace, medical, life-saving, life-sustaining or nuclear facility applications, devices intended for surgical implant into the body, or any other application in which the failure or lack of desired operation of the product may result in personal injury, death, or property damage) other than those expressly set forth in applicable Littelfuse product documentation. Warranties granted by Littelfuse shall be deemed void for products used for any purpose not expressly set forth in applicable Littelfuse documentation. Littelfuse shall not be liable for any claims or damages arising out of products used in applications not expressly intended by Littelfuse as set forth in applicable Littelfuse documentation. The sale and use of Littelfuse products is subject to Littelfuse Terms and Conditions of Sale, unless otherwise agreed by Littelfuse.

# Mouser Electronics

Authorized Distributor

Click to View Pricing, Inventory, Delivery & Lifecycle Information:

## Littelfuse:

[1206SFP600FM/24-2](#) [0603SFP400FM/32-2](#) [0603SFP600FM/32-2](#) [1206SFP350FM/32-2](#) [0603SFP500FM/32-2](#)  
[1206SFP450FM/32-2](#) [0603SFP250FM/32-2](#) [1206SFP800FM/24-2](#) [1206SFP250FM/32-2](#) [1206SFP150FM/63-2](#)  
[1206SFP400FM/32-2](#) [0603SFP150FM/32-2](#) [1206SFP100FM/63-2](#) [0603SFP450FM/32-2](#) [1206SFP700FM/24-2](#)