


SMD Power Inductor CR105



Electrical Characteristics

Part Name	Stamp	Inductance (μ H) [within]※ 1	D.C.R. (Ω) [Max.] at 20°C	Rated Current (A) ※ 2
CR105NP-1R8MC	1R8M	1.8 \pm 20%	13.0m	6.0
CR105NP-2R5MC	2R5M	2.5 \pm 20%	15.6m	5.5
CR105NP-3R3MC	3R3M	3.3 \pm 20%	18.2m	5.0
CR105NP-4R2MC	4R2M	4.2 \pm 20%	20.8m	4.5
CR105NP-5R1MC	5R1M	5.1 \pm 20%	23.4m	4.0
CR105NP-6R3MC	6R3M	6.3 \pm 20%	26.0m	3.6
CR105NP-7R5MC	7R5M	7.5 \pm 20%	28.6m	3.3
CR105NP-8R6MC	8R6M	8.6 \pm 20%	32.5m	3.0
CR105NP-100MC	100M	10 \pm 20%	0.06	2.6
CR105NP-120MC	120M	12 \pm 20%	0.07	2.45
CR105NP-150MC	150M	15 \pm 20%	0.08	2.27
CR105NP-180MC	180M	18 \pm 20%	0.09	2.15
CR105NP-220MC	220M	22 \pm 20%	0.10	1.95
CR105NP-270MC	270M	27 \pm 20%	0.11	1.76
CR105NP-330MC	330M	33 \pm 20%	0.12	1.50
CR105NP-390MC	390M	39 \pm 20%	0.14	1.37
CR105NP-470KC	470K	47 \pm 10%	0.17	1.28
CR105NP-560KC	560K	56 \pm 10%	0.19	1.17
CR105NP-680KC	680K	68 \pm 10%	0.22	1.11
CR105NP-820KC	820K	82 \pm 10%	0.25	1.00
CR105NP-101KC	101K	100 \pm 10%	0.35	0.97
CR105NP-121KC	121K	120 \pm 10%	0.40	0.89
CR105NP-151KC	151K	150 \pm 10%	0.47	0.78
CR105NP-181KC	181K	180 \pm 10%	0.63	0.72
CR105NP-221KC	221K	220 \pm 10%	0.73	0.66
CR105NP-271KC	271K	270 \pm 10%	0.97	0.57
CR105NP-331KC	331K	330 \pm 10%	1.15	0.52
CR105NP-391KC	391K	390 \pm 10%	1.30	0.48
CR105NP-471KC	471K	470 \pm 10%	1.48	0.42
CR105NP-561KC	561K	560 \pm 10%	1.90	0.33
CR105NP-681KC	681K	680 \pm 10%	2.25	0.28
CR105NP-821KC	821K	820 \pm 10%	2.55	0.24

※ 1 .Inductance measuring frequency: 1.8 μ H \sim 8.6 μ H ; at 7.96 MHz
 10 μ H \sim 82 μ H ; at 2.52 MHz
 100 μ H \sim 820 μ H ; at 1 kHz

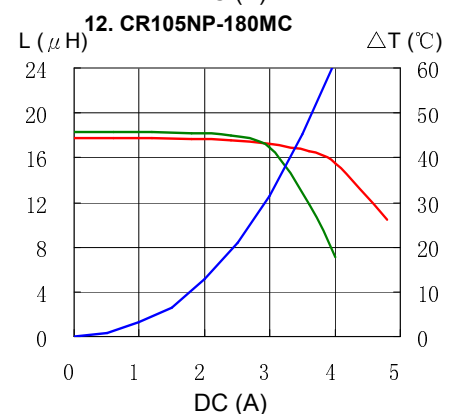
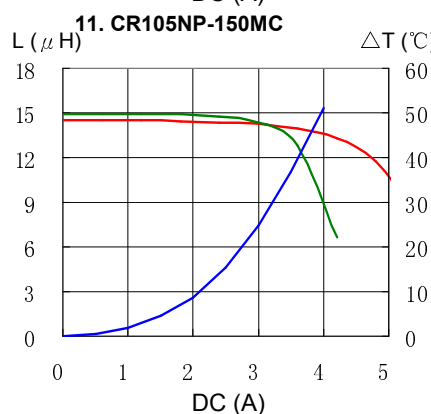
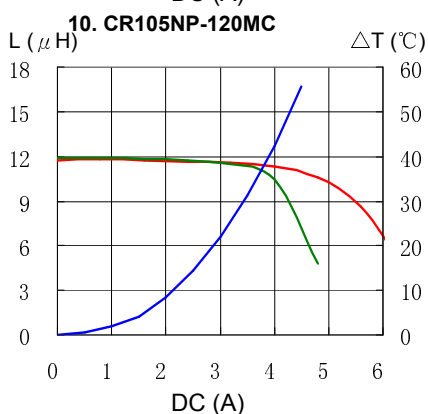
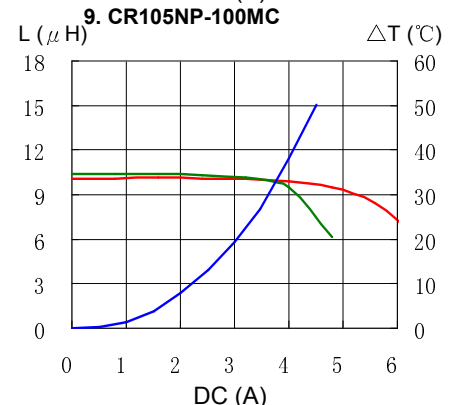
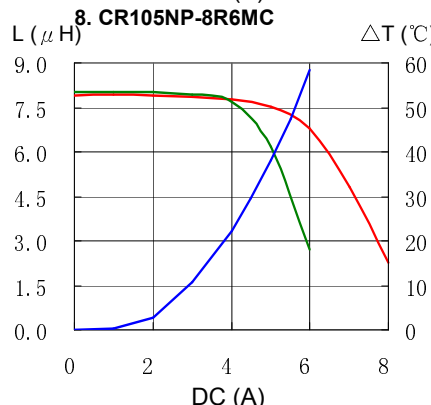
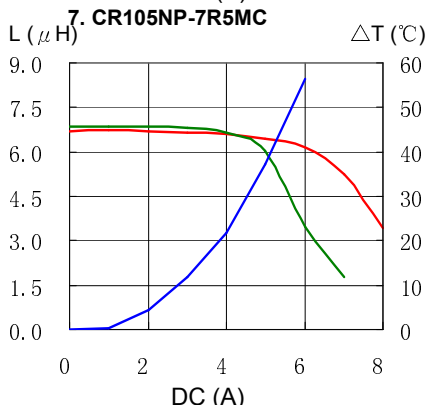
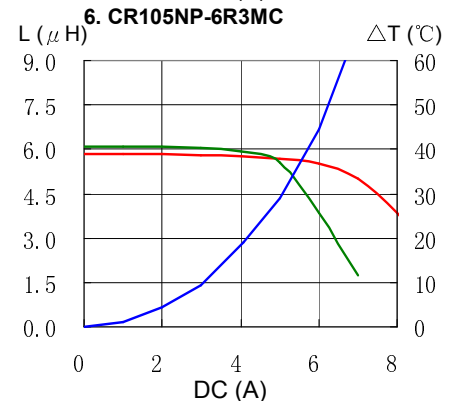
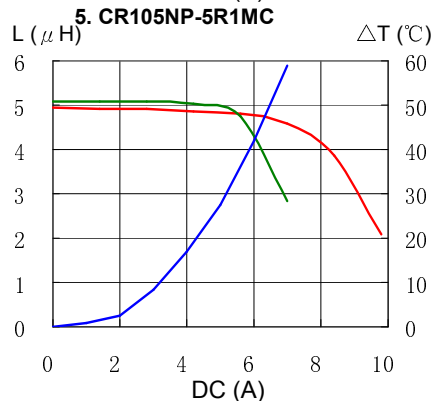
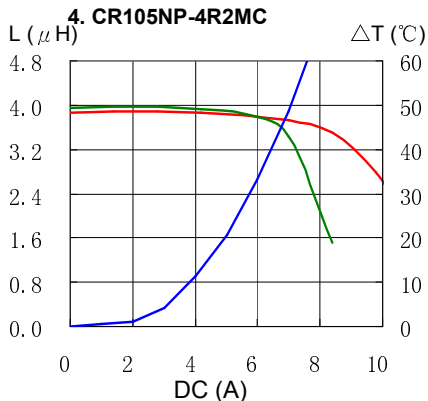
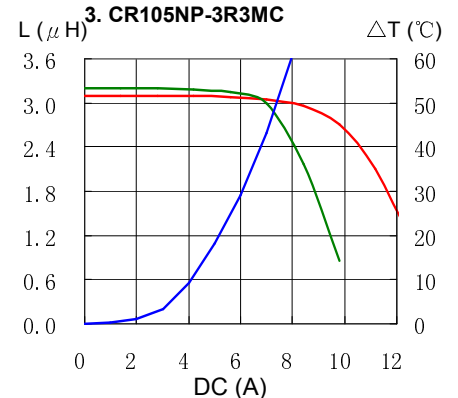
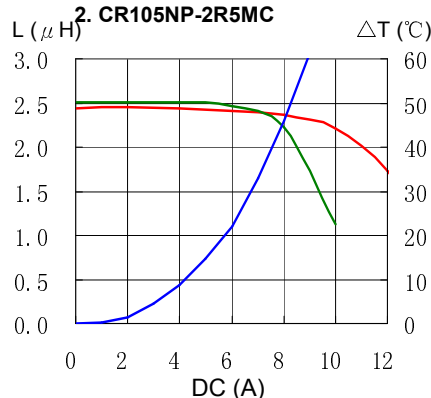
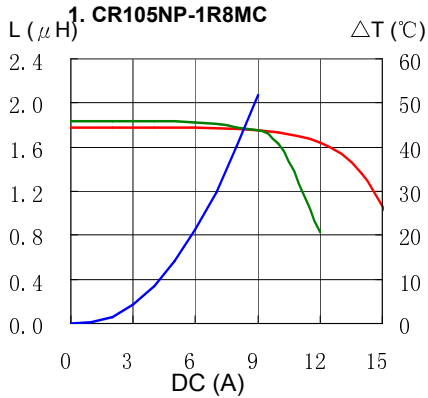
※2. Rated current: The D.C. current at which the inductance decreases to 90% of it's initial value or when $\Delta t=40^{\circ}\text{C}$, whichever is lower (Ta=20°C).

SMD Power Inductor CR105



Saturation Current & Temperature Rise Graph

— L (20°C) — L (100°C) — ΔT

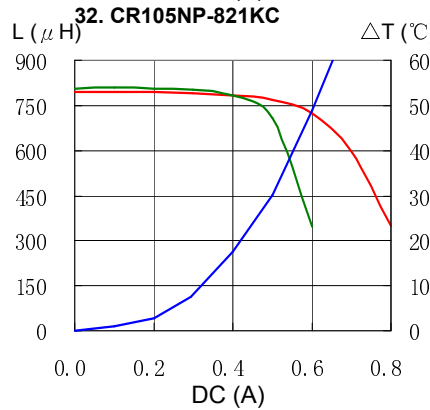
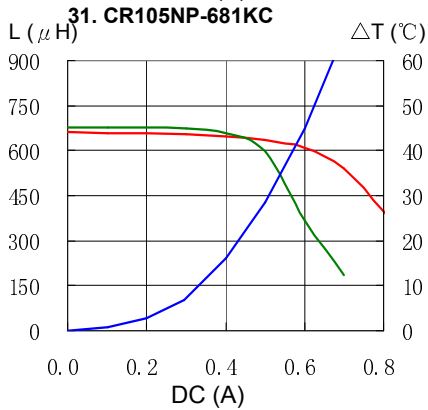
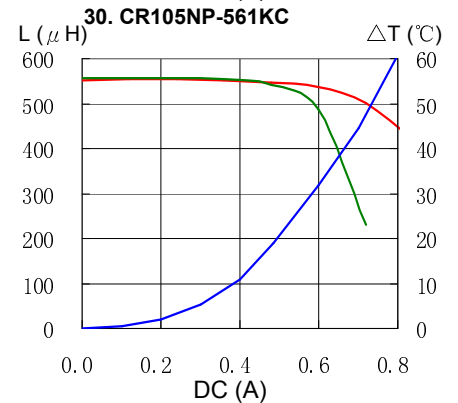
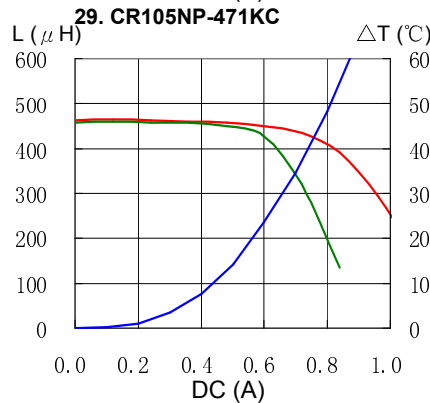
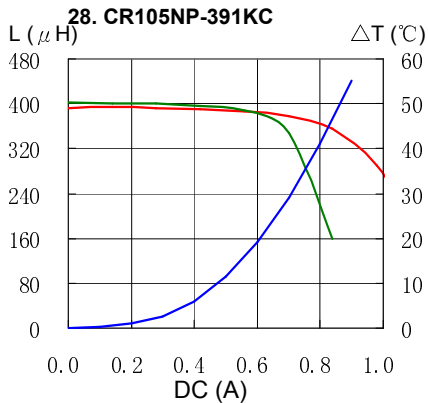
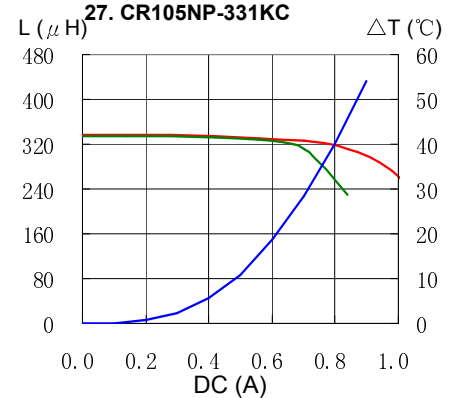
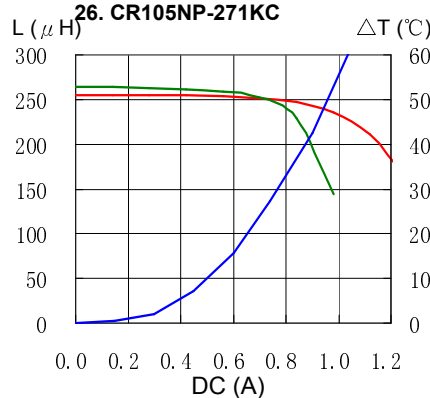
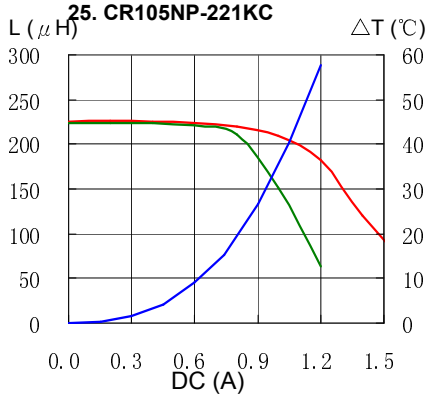


SMD Power Inductor CR105



Saturation Current & Temperature Rise Graph

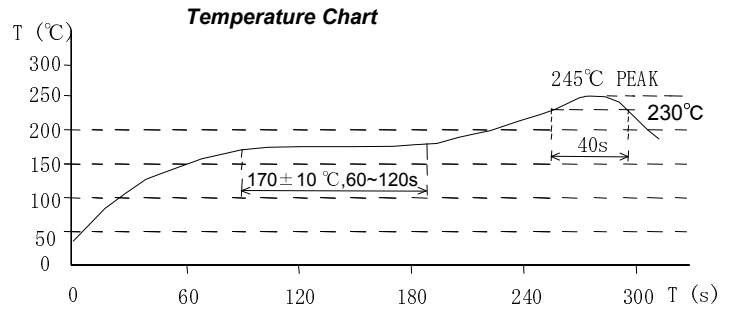
— L (20°C) — L (100°C) — ΔT



SMD Power Inductor CR105



Solder Reflow Condition



Please refer to the sales offices on our website - <http://www.sumida.com>

Hong Kong

Tel.+852-2880-6781
FAX.+852-2565-9600
sales@hk.sumida.com

Saitama(Japan)

Tel.+81-48-691-7300
FAX.+81-48-691-7340
sales@jp.sumida.com

Chicago

Tel.+1-847-545-6700
FAX. +1-847-545-6720
sales@us.sumida.com

Shanghai

Tel.+86-21-5836-3299
FAX.+86-21-5836-3266
shanghai.sales@cn.sumida.com

Seoul

Tel.+82-2-6237-0777
FAX.+82-2-6237-0778
sales@kr.sumida.com

Oberzell

Tel.+49-8591-937-0
FAX. +49-8591-937-103
contact@eu.sumida.com

Shenzhen

Tel.+86-755-8291-0228
FAX.+86-755-8291-0338
shenzhen.sales@cn.sumida.com

Singapore

Tel.+65-6296-3388
FAX.+65-6841-4426
sales@sg.sumida.com

Neumarkt

Tel.+49-9181-4509-110
FAX. +49-9181-4509-310
infocomp@eu.sumida.com

Taipei

Tel.+886-2-8751-2737
FAX.+886-2-8751-2738
sales@tw.sumida.com

San Jose

Tel.+1-408-321-9660
FAX.+1-408-321-9308
sales@us.sumida.com

Mouser Electronics

Authorized Distributor

Click to View Pricing, Inventory, Delivery & Lifecycle Information:

Sumida:

[CR105NP-330MC](#) [CR105NP-560KC](#) [CR105NP-101KC](#) [CR105NP-6R3MC](#) [CR105NP-181KC](#) [CR105NP-331KC](#)
[CR105NP-390MC](#) [CR105NP-4R2MC](#) [CR105NP-1R8MC](#) [CR105NP-120MC](#) [CR105NP-561KC](#) [CR105NP-220MC](#)
[CR105NP-150MC](#) [CR105NP-121KC](#) [CR105NP-221KC](#) [CR105NP-7R5MC](#) [CR105NP-470KC](#) [CR105NP-8R6MC](#)
[CR105NP-270MC](#) [CR105NP-821KC](#) [CR105NP-100MC](#) [CR105NP-180MC](#) [CR105NP-3R3MC](#) [CR105NP-681KC](#)
[CR105NP-391KC](#) [CR105NP-5R1MC](#) [CR105NP-2R5MC](#) [CR105NP-151KC](#) [CR105NP-271KC](#) [CR105NP-820KC](#)
[CR105NP-471KC](#)