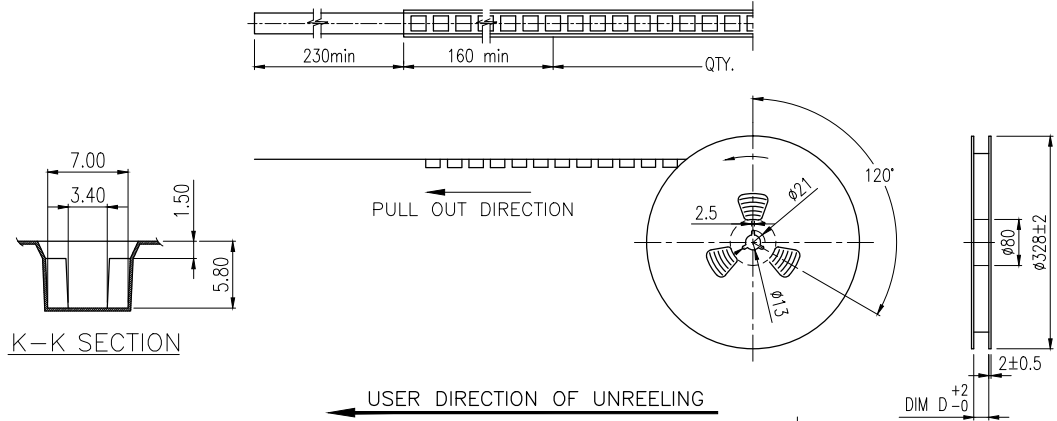
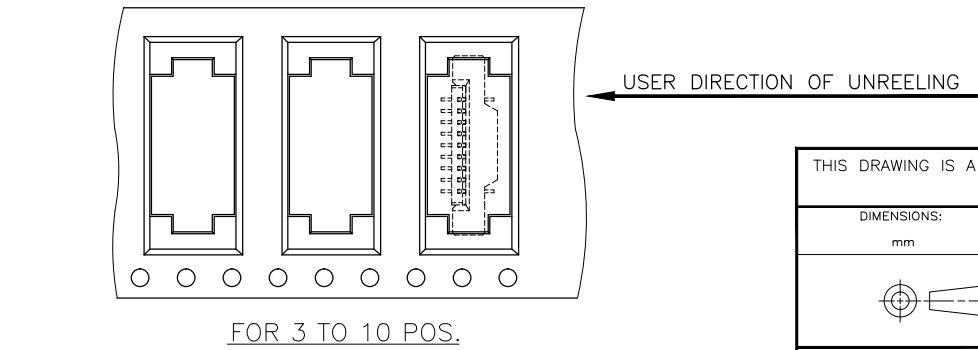
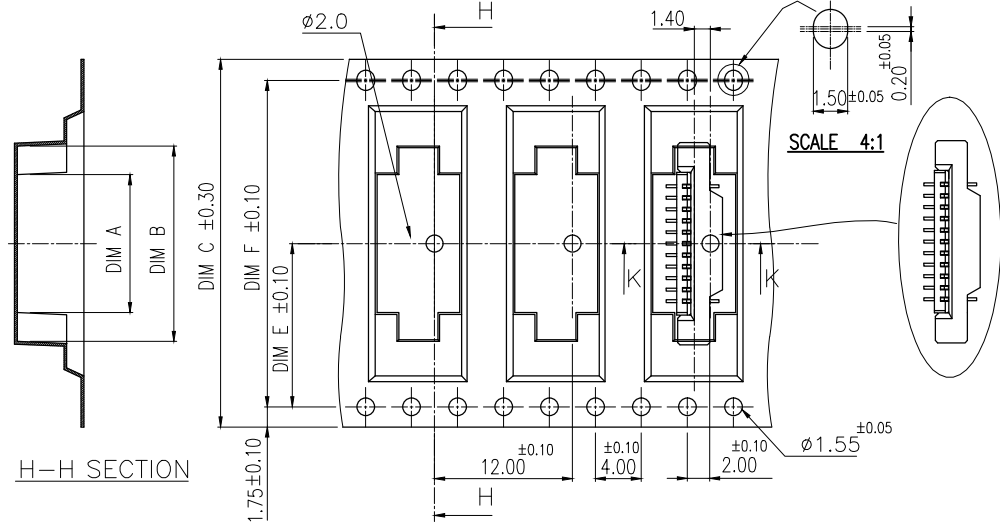


THIS DRAWING IS UNPUBLISHED. RELEASED FOR PUBLICATION
 © COPYRIGHT 2011 BY TYCO ELECTRONICS CORPORATION. ALL RIGHTS RESERVED.

LOC	DIST	REVISONS					
DW		P	LTR	DESCRIPTION	DATE	DWN	APVD
		SEE SHEET 1.					



- NOTES:
 1. MATERIAL :
 1.1 EMBOSSED CARRIER: PS
 1.2 COVER TAPE: PS
 1.3 SHIPPING CARTON: CORRUGATED FIBER
 2. DIMENSION :
 2.1 REEL: W=DIM C
 2.2 SHIPPING BDX: L=350, W=350, H=350
 3. QUANTITY: PRIMARY PACKING: 1000 PCS/REEL
 4. PEELING RESISTANCE: 10.2gf~71.4gf.
 5. PEELING SPEED: 300mm/minutes.



REELS/BOX	DIM F	DIM E	DIM D	DIM C	DIM B	DIM A	G/W (kg)	N/W (kg)	POS.	PART NUMBER
4	68.4	34.2	72.4	72	46	41	8.70	5.58	40	4 1734248-0
					45	40	8.57	5.37	39	3-1734248-9
					44	39	8.45	5.25	38	3-1734248-8
					36	31	10.25	6.33	30	6-1734248-0
5	52.4	26.2	56.4	56	43	38	11.60	7.68	37	3-1734248-7
					42	37	11.48	7.48	36	3-1734248-6
					41	36	11.21	7.29	35	3-1734248-5
					40	35	11.02	7.10	34	3-1734248-4
					39	34	10.83	6.91	33	3-1734248-3
					38	33	10.63	6.71	32	3-1734248-2
					37	32	10.44	6.52	31	3-1734248-1
					36	31	10.25	6.33	30	3-1734248-0
					35	30	10.06	6.14	29	2-1734248-9
					34	29	9.86	5.94	28	2-1734248-8
6	40.4	20.2	44.4	44	33	28	9.67	5.75	27	2-1734248-7
					32	27	9.00	5.56	26	2-1734248-6
					31	26	8.80	5.36	25	2-1734248-5
					30	25	8.61	5.17	24	2-1734248-4
					29	24	8.42	4.98	23	2-1734248-3
					28	23	8.23	4.79	22	2-1734248-2
					27	22	8.03	4.59	21	2-1734248-1
					26	21	7.84	4.40	20	2-1734248-0
					25	20	7.65	4.21	19	1-1734248-9
					24	19	7.46	4.02	18	1-1734248-8
8	28.4	14.2	32.4	32	23	18	7.26	3.82	17	1-1734248-7
					22	17	7.07	3.63	16	1-1734248-6
					21	16	9.20	5.16	15	1-1734248-5
					20	15	8.91	4.87	14	1-1734248-4
					19	14	8.62	4.58	13	1-1734248-3
					18	13	8.33	4.29	12	1-1734248-2
10	-	11.5	24.4	24	17	12	8.04	4.00	11	1-1734248-1
					16	11	7.73	4.13	10	1-1734248-0
					15	10	7.41	3.81	9	1734248-9
					14	9	7.08	3.48	8	1734248-8
					13	8	6.76	3.16	7	1734248-7
					12	7	6.44	2.84	6	1734248-6
					11	6	6.12	2.52	5	1734248-5
10	5	5.80	2.20	4	1734248-4					
9	4	5.48	1.88	3	1734248-3					

THIS DRAWING IS A CONTROLLED DOCUMENT.		DWN	-	
DIMENSIONS: mm		CHK	-	
TOLERANCES UNLESS OTHERWISE SPECIFIED:		APVD	-	
0 PLC ±		PRODUCT SPEC	-	
1 PLC ±0.3		APPLICATION SPEC	-	
2 PLC ±0.2		WEIGHT	-	
3 PLC ±0.15		CUSTOMER DRAWING	-	
4 PLC ±		SCALE	-	
ANGLES ±3'		SHEET	2 of 2	
MATERIAL		FINISH	-	
		RESTRICTED TO	-	

STE TE Connectivity

1.0 MM FPC, ZIF VERTICAL, SMT TYPE

SIZE: A3 CAGE CODE: 00779 DRAWING NO: C=1734248

REV: E1

Mouser Electronics

Authorized Distributor

Click to View Pricing, Inventory, Delivery & Lifecycle Information:

[TE Connectivity:](#)

[1-1734248-4](#)