




Electrical Characteristics

Part Name	Stamp	Inductance (μH) [within] ※1	D.C.R.(Ω) Max. (Typ.) (at 20°C)	Rated Current (A) ※2
CDRH62BNP-2R9NC-B	2R9	2.9+40% -20%	68m (50m)	1.94
CDRH62BNP-4R0NC-B	4R0	4.0+40% -20%	80m (59m)	1.63
CDRH62BNP-5R5NC-B	5R5	5.5+40% -20%	96m (71m)	1.40
CDRH62BNP-6R3NC-B	6R3	6.3+40% -20%	0.10 (77m)	1.30
CDRH62BNP-7R1NC-B	7R1	7.1+40% -20%	0.11 (81m)	1.22
CDRH62BNP-8R0NC-B	8R0	8.0+40% -20%	0.12 (87m)	1.15
CDRH62BNP-100MC-B	100	10 \pm 20%	0.15 (0.11)	1.10
CDRH62BNP-120MC-B	120	12 \pm 20%	0.20 (0.15)	1.00
CDRH62BNP-150MC-B	150	15 \pm 20%	0.23 (0.17)	0.90
CDRH62BNP-180MC-B	180	18 \pm 20%	0.27 (0.20)	0.80
CDRH62BNP-220MC-B	220	22 \pm 20%	0.34 (0.25)	0.74
CDRH62BNP-270MC-B	270	27 \pm 20%	0.38 (0.29)	0.66
CDRH62BNP-330MC-B	330	33 \pm 20%	0.45 (0.33)	0.59
CDRH62BNP-390MC-B	390	39 \pm 20%	0.49 (0.37)	0.54
CDRH62BNP-470MC-B	470	47 \pm 20%	0.69 (0.51)	0.50
CDRH62BNP-560MC-B	560	56 \pm 20%	0.78 (0.58)	0.46
CDRH62BNP-680MC-B	680	68 \pm 20%	1.07 (0.83)	0.42
CDRH62BNP-820MC-B	820	82 \pm 20%	1.21 (0.93)	0.38
CDRH62BNP-101MC-B	101	100 \pm 20%	1.39 (1.07)	0.34
CDRH62BNP-121MC-B	121	120 \pm 20%	1.90 (1.46)	0.31
CDRH62BNP-151MC-B	151	150 \pm 20%	2.18 (1.68)	0.28
CDRH62BNP-181MC-B	181	180 \pm 20%	2.77 (2.13)	0.26
CDRH62BNP-221MC-B	221	220 \pm 20%	3.12 (2.40)	0.23
CDRH62BNP-271MC-B	271	270 \pm 20%	4.38 (3.37)	0.22
CDRH62BNP-331MC-B	331	330 \pm 20%	4.94 (3.80)	0.19

※1. Inductance measuring condition: 2.9 μH ~ 8.0 μH at 7.96 MHz
10 μH ~ 330 μH at 1 kHz

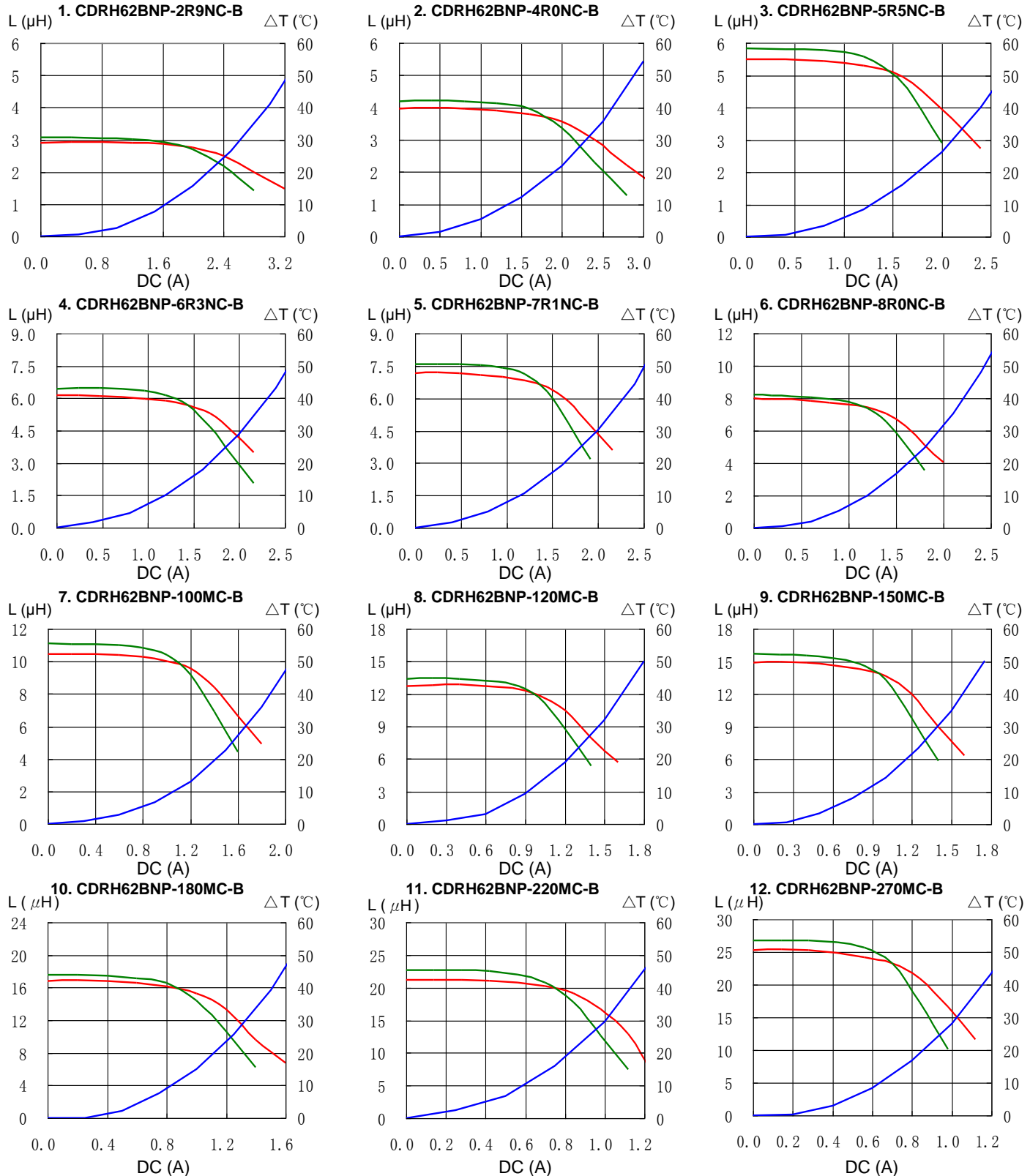
※2. Rated current: The DC current at which the inductance decreases to 75% of it's nominal value or when $\Delta t=40^\circ\text{C}$, whichever is lower ($T_a=20^\circ\text{C}$).

SMD Power Inductor CDRH62B



Saturation Current & Temperature Rise Graph

— L (20°C) — L (100°C) — ΔT

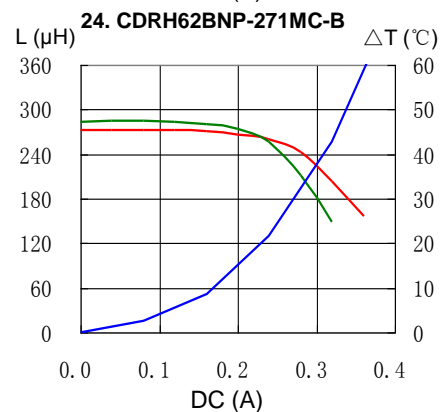
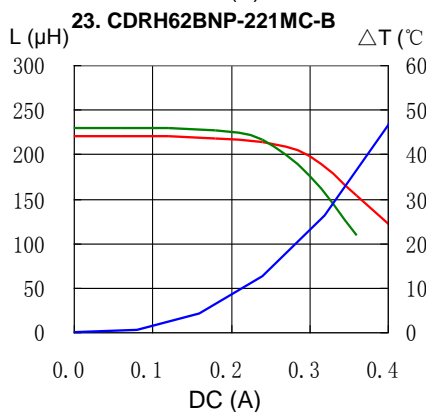
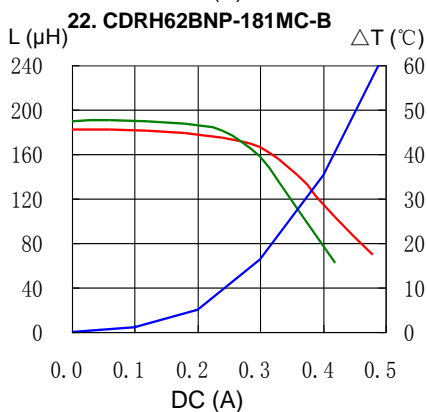
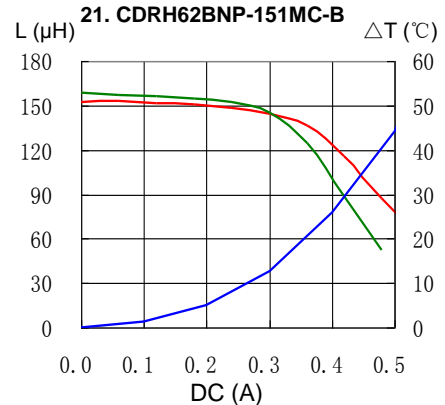
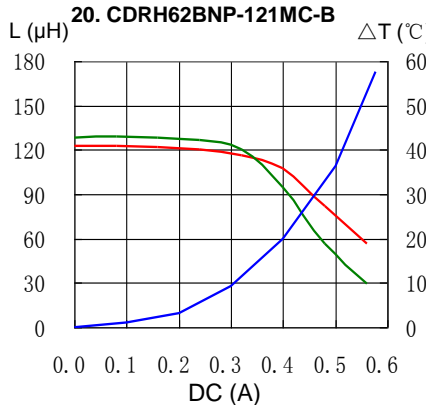
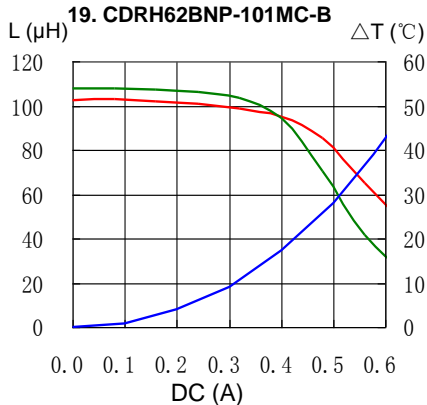
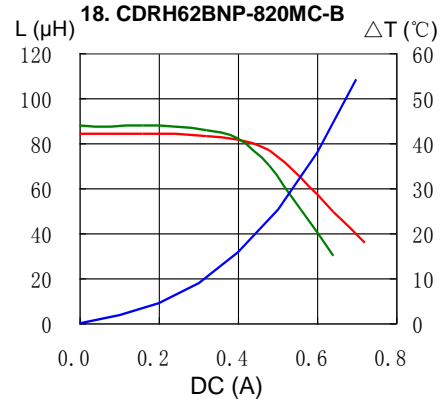
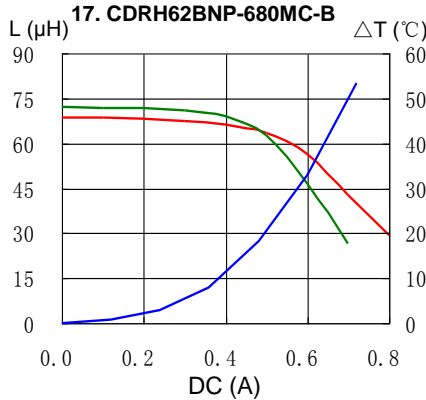
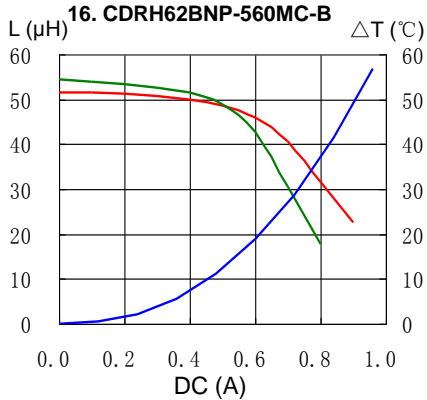
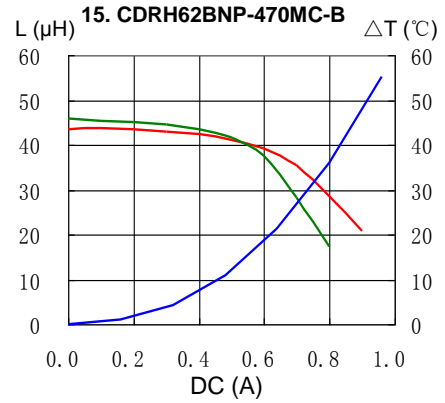
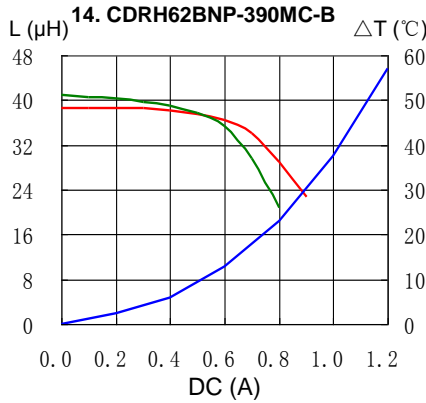
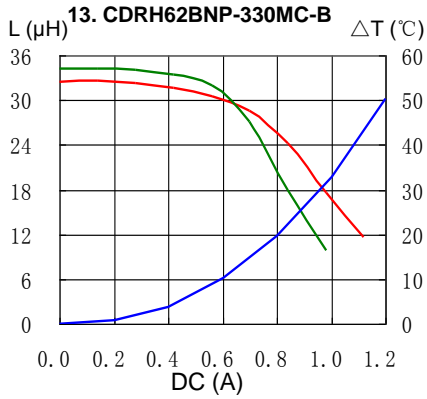


SMD Power Inductor CDRH62B




Saturation Current & Temperature Rise Graph

— L (20°C) — L (100°C) — ΔT

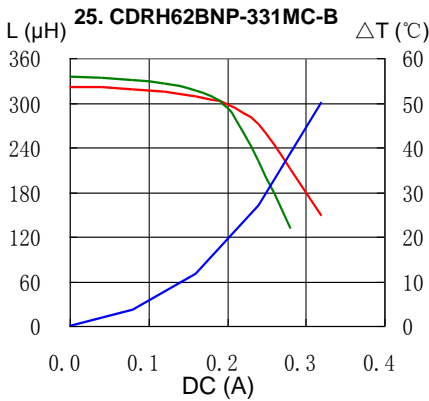


SMD Power Inductor CDRH62B



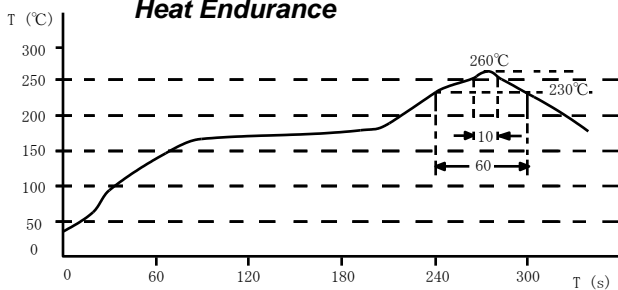
Saturation Current & Temperature Rise Graph

— L (20°C) — L (100°C) — ΔT

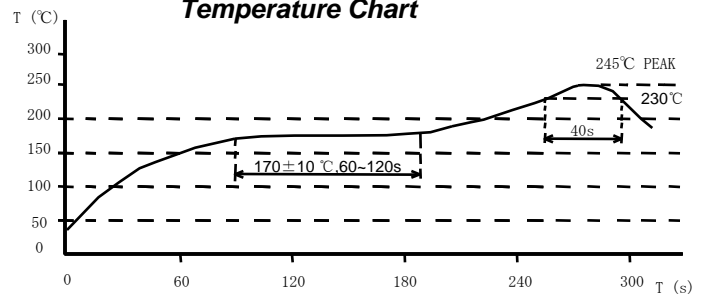


Solder Reflow Condition

Heat Endurance



Temperature Chart



Please refer to the sales offices on our website - <http://www.sumida.com>

Hong Kong

Tel. +852-2880-6781
FAX. +852-2565-9600
sales@hk.sumida.com

Saitama(Japan)

Tel. +81-48-691-7300
FAX. +81-48-691-7340
sales@jp.sumida.com

Chicago

Tel. +1-847-545-6700
FAX. +1-847-545-6720
sales@us.sumida.com

Shanghai

Tel. +86-21-5836-3299
FAX. +86-21-5836-3266
shanghai.sales@cn.sumida.com

Seoul

Tel. +82-2-6237-0777
FAX. +82-2-6237-0778
sales@kr.sumida.com

Obernzell

Tel. +49-8591-937-0
FAX. +49-8591-937-103
contact@eu.sumida.com

Shenzhen

Tel. +86-755-8291-0228
FAX. +86-755-8291-0338
shenzhen.sales@cn.sumida.com

Singapore

Tel. +65-6296-3388
FAX. +65-6841-4426
sales@sg.sumida.com

Neumarkt

Tel. +49-9181-4509-110
FAX. +49-9181-4509-310
infocomp@eu.sumida.com

Taipei

Tel. +886-2-8751-2737
FAX. +886-2-8751-2738
sales@tw.sumida.com

San Jose

Tel. +1-408-321-9660
FAX. +1-408-321-9308
sales@us.sumida.com

Mouser Electronics

Authorized Distributor

Click to View Pricing, Inventory, Delivery & Lifecycle Information:

Sumida:

[CDRH62BNP-7R1NC-B](#) [CDRH62BNP-820MC-B](#) [CDRH62BNP-101MC-B](#) [CDRH62BNP-120MC-B](#) [CDRH62BNP-270MC-B](#) [CDRH62BNP-150MC-B](#) [CDRH62BNP-4R0NC-B](#) [CDRH62BNP-390MC-B](#) [CDRH62BNP-6R3NC-B](#) [CDRH62BNP-470MC-B](#) [CDRH62BNP-271MC-B](#) [CDRH62BNP-151MC-B](#) [CDRH62BNP-331MC-B](#) [CDRH62BNP-181MC-B](#) [CDRH62BNP-680MC-B](#) [CDRH62BNP-121MC-B](#) [CDRH62BNP-220MC-B](#) [CDRH62BNP-221MC-B](#) [CDRH62BNP-5R5NC-B](#) [CDRH62BNP-8R0NC-B](#) [CDRH62BNP-2R9NC-B](#) [CDRH62BNP-100MC-B](#) [CDRH62BNP-330MC-B](#) [CDRH62BNP-560MC-B](#) [CDRH62BNP-180MC-B](#)