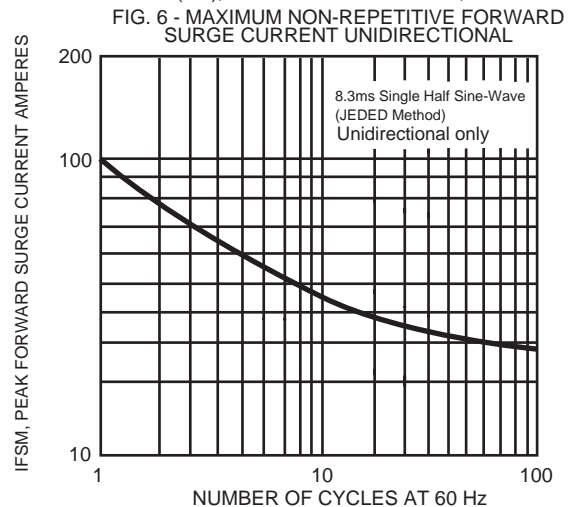
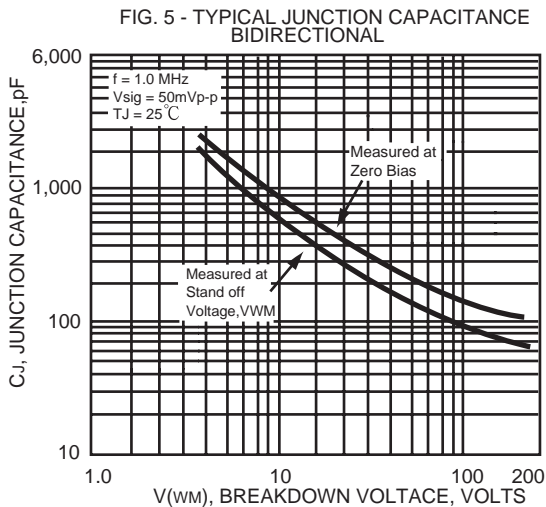
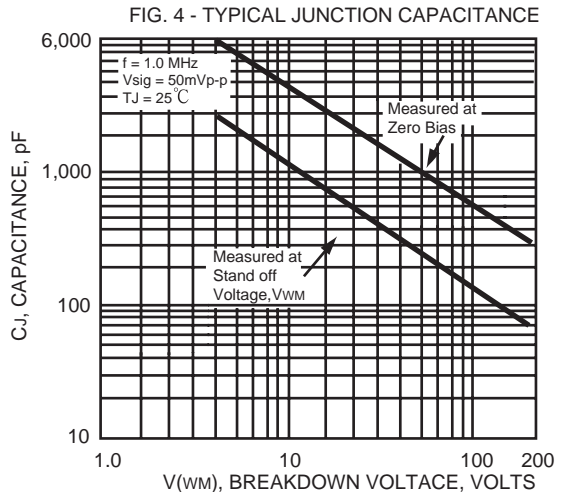
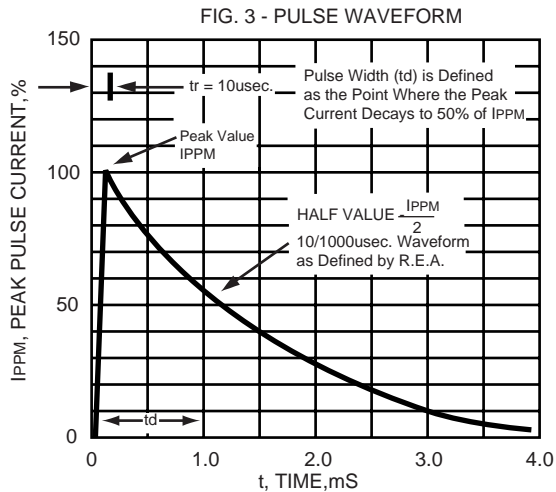
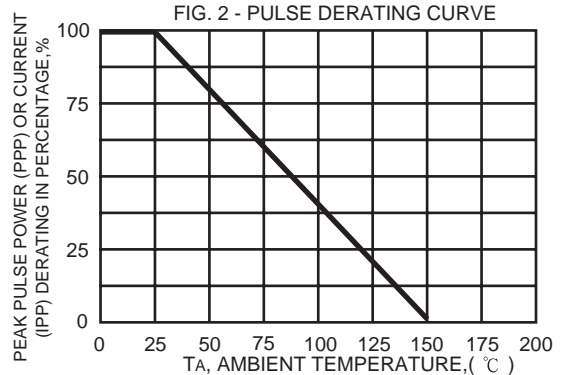
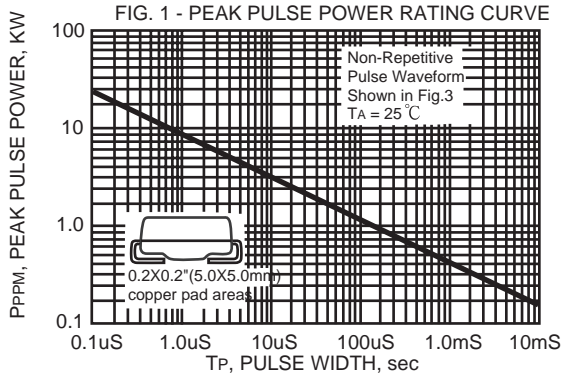


RATING AND CHARACTERISTIC CURVES (TFMBJ5.0 THRU TFMBJ170CA)



TRANSIENT VOLTAGE SUPPRESSORS

600W SERIES TVS DIODES / DO-214AA (CASE 3) 600W

Rectron Industry No.	Rectron House No.	Breakdown Voltage			Reverse Stand off Voltage VWM (Volts)	Maximum Reverse Leakage at VWM ID(μA)	Maximum Peak Pulse Current IPPM (Amps)	Maximum Clamping Voltage at IPPM VC (Volts)
		VBR (Volts)		@IT (mA)				
		MIN.	MAX.					
SMBJ5.0	TFMBJ5.0	6.40	7.82	10	5.0	800.0	62.5	9.6
SMBJ5.0A	TFMBJ5.0A	6.40	7.07	10	5.0	800.0	65.2	9.2
SMBJ6.0	TFMBJ6.0	6.67	8.15	10	6.0	800.0	52.6	11.4
SMBJ6.0A	TFMBJ6.0A	6.67	7.37	10	6.0	800.0	58.3	10.3
SMBJ6.5	TFMBJ6.5	7.22	8.82	10	6.5	500.0	48.8	12.3
SMBJ6.5A	TFMBJ6.5A	7.22	7.98	10	6.5	500.0	53.6	11.2
SMBJ7.0	TFMBJ7.0	7.78	9.51	10	7.0	200.0	45.1	13.3
SMBJ7.0A	TFMBJ7.0A	7.78	8.60	10	7.0	200.0	50.0	12.0
SMBJ7.5	TFMBJ7.5	8.33	10.2	1.0	7.5	100.0	42.0	14.3
SMBJ7.5A	TFMBJ7.5A	8.33	9.21	1.0	7.5	100.0	46.5	12.9
SMBJ8.0	TFMBJ8.0	8.89	10.9	1.0	8.0	50.0	40.0	15.0
SMBJ8.0A	TFMBJ8.0A	8.89	9.83	1.0	8.0	50.0	44.1	13.6
SMBJ8.5	TFMBJ8.5	9.44	11.5	1.0	8.5	20.0	37.7	15.9
SMBJ8.5A	TFMBJ8.5A	9.44	10.4	1.0	8.5	20.0	41.7	14.4
SMBJ9.0	TFMBJ9.0	10.0	12.2	1.0	9.0	10.0	35.5	16.9
SMBJ9.0A	TFMBJ9.0A	10.0	11.1	1.0	9.0	10.0	39.0	15.4
SMBJ10	TFMBJ10	11.1	13.6	1.0	10.0	5.0	31.9	18.8
SMBJ10A	TFMBJ10A	11.1	12.3	1.0	10.0	5.0	35.3	17.0
SMBJ11	TFMBJ11	12.2	14.9	1.0	11.0	5.0	29.9	20.1
SMBJ11A	TFMBJ11A	12.2	13.5	1.0	11.0	5.0	33.0	18.2
SMBJ12	TFMBJ12	13.3	16.3	1.0	12.0	5.0	27.3	22.0
SMBJ12A	TFMBJ12A	13.3	14.7	1.0	12.0	5.0	30.2	19.9
SMBJ13	TFMBJ13	14.4	17.6	1.0	13.0	5.0	25.2	23.8
SMBJ13A	TFMBJ13A	14.4	15.9	1.0	13.0	5.0	27.9	21.5
SMBJ14	TFMBJ14	15.6	19.1	1.0	14.0	5.0	23.3	25.8
SMBJ14A	TFMBJ14A	15.6	17.2	1.0	14.0	5.0	25.9	23.2
SMBJ15	TFMBJ15	16.7	20.4	1.0	15.0	5.0	22.3	26.9
SMBJ15A	TFMBJ15A	16.7	18.5	1.0	15.0	5.0	24.6	24.4
SMBJ16	TFMBJ16	17.8	21.8	1.0	16.0	5.0	20.8	28.8
SMBJ16A	TFMBJ16A	17.8	19.7	1.0	16.0	5.0	23.1	26.0
SMBJ17	TFMBJ17	18.9	23.1	1.0	17.0	5.0	19.7	30.5
SMBJ17A	TFMBJ17A	18.9	20.9	1.0	17.0	5.0	21.7	27.6
SMBJ18	TFMBJ18	20.0	24.4	1.0	18.0	5.0	18.6	32.2
SMBJ18A	TFMBJ18A	20.0	22.1	1.0	18.0	5.0	20.5	29.2
SMBJ20	TFMBJ20	22.2	27.1	1.0	20.0	5.0	16.8	35.8
SMBJ20A	TFMBJ20A	22.2	24.5	1.0	20.0	5.0	18.5	32.4
SMBJ22	TFMBJ22	24.4	29.8	1.0	22.0	5.0	15.2	39.4
SMBJ22A	TFMBJ22A	24.4	26.9	1.0	22.0	5.0	16.9	35.5
SMBJ24	TFMBJ24	26.7	32.6	1.0	24.0	5.0	14.0	43.0
SMBJ24A	TFMBJ24A	26.7	29.5	1.0	24.0	5.0	15.4	38.9
SMBJ26	TFMBJ26	28.9	35.3	1.0	26.0	5.0	12.9	46.6
SMBJ26A	TFMBJ26A	28.9	31.9	1.0	26.0	5.0	14.3	42.1
SMBJ28	TFMBJ28	31.1	38.0	1.0	28.0	5.0	12.0	50.0
SMBJ28A	TFMBJ28A	31.1	34.4	1.0	28.0	5.0	13.2	45.4
SMBJ30	TFMBJ30	33.3	40.7	1.0	30.0	5.0	11.2	53.5
SMBJ30A	TFMBJ30A	33.3	36.8	1.0	30.0	5.0	12.4	48.4
SMBJ33	TFMBJ33	36.7	44.9	1.0	33.0	5.0	10.2	59.0
SMBJ33A	TFMBJ33A	36.7	40.6	1.0	33.0	5.0	11.3	53.3
SMBJ36	TFMBJ36	40.0	48.9	1.0	36.0	5.0	9.3	64.3
SMBJ36A	TFMBJ36A	40.0	44.2	1.0	36.0	5.0	10.3	58.1

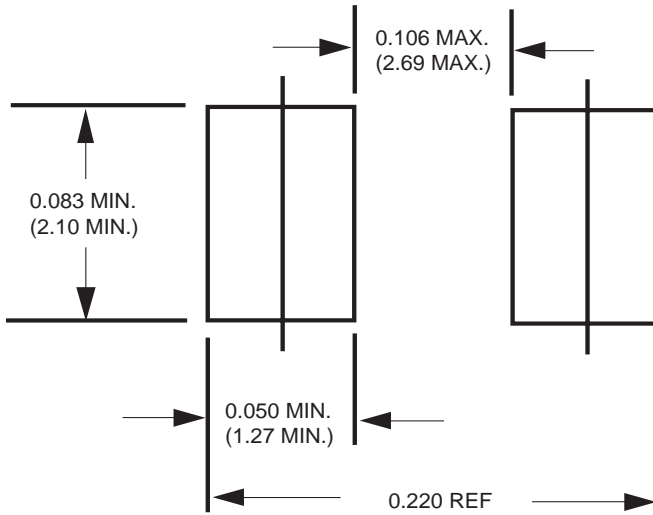
TRANSIENT VOLTAGE SUPPRESSORS

600W SERIES TVS DIODES / DO-214AA (CASE 3) 600W

Rectron Industry No.	Rectron House No.	Breakdown Voltage			Reverse Stand off Voltage VWM (Volts)	Maximum Reverse Leakage at VWM ID(uA)	Maximum Peak Pulse Current IPPM (Amps)	Maximum Clamping Voltage at IPPM VC (Volts)
		VBR (Volts)		@IT (mA)				
		MIN.	MAX.					
SMBJ40	TFMBJ40	44.4	54.3	1.0	40	5.0	71.4	
SMBJ40A	TFMBJ40A	44.4	49.1	1.0	40	5.0	64.5	
SMBJ43	TFMBJ43	47.8	58.4	1.0	43	5.0	76.7	
SMBJ43A	TFMBJ43A	47.8	52.8	1.0	43	5.0	69.4	
SMBJ45	TFMBJ45	50.0	61.1	1.0	45	5.0	80.3	
SMBJ45A	TFMBJ45A	50.0	55.3	1.0	45	5.0	72.7	
SMBJ48	TFMBJ48	53.3	65.1	1.0	48	5.0	85.5	
SMBJ48A	TFMBJ48A	53.3	58.9	1.0	48	5.0	77.4	
SMBJ51	TFMBJ51	56.7	69.3	1.0	51	5.0	91.1	
SMBJ51A	TFMBJ51A	56.7	62.7	1.0	51	5.0	82.4	
SMBJ54	TFMBJ54	60.0	73.3	1.0	54	5.0	96.3	
SMBJ54A	TFMBJ54A	60.0	66.3	1.0	54	5.0	87.1	
SMBJ58	TFMBJ58	64.4	78.7	1.0	58	5.0	103	
SMBJ58A	TFMBJ58A	64.4	71.2	1.0	58	5.0	93.6	
SMBJ60	TFMBJ60	66.7	81.5	1.0	60	5.0	107	
SMBJ60A	TFMBJ60A	66.7	73.7	1.0	60	5.0	96.8	
SMBJ64	TFMBJ64	71.1	86.9	1.0	64	5.0	114	
SMBJ64A	TFMBJ64A	71.1	78.6	1.0	64	5.0	103	
SMBJ70	TFMBJ70	77.8	95.1	1.0	70	5.0	125	
SMBJ70A	TFMBJ70A	77.8	86.0	1.0	70	5.0	113	
SMBJ75	TFMBJ75	83.3	102	1.0	75	5.0	134	
SMBJ75A	TFMBJ75A	83.3	92.1	1.0	75	5.0	121	
SMBJ78	TFMBJ78	86.7	106	1.0	78	5.0	139	
SMBJ78A	TFMBJ78A	86.7	95.8	1.0	78	5.0	126	
SMBJ85	TFMBJ85	94.4	115	1.0	85	5.0	151	
SMBJ85A	TFMBJ85A	94.4	104	1.0	85	5.0	137	
SMBJ90	TFMBJ90	100	122	1.0	90	5.0	160	
SMBJ90A	TFMBJ90A	100	111	1.0	90	5.0	146	
SMBJ100	TFMBJ100	111	136	1.0	100	5.0	179	
SMBJ100A	TFMBJ100A	111	123	1.0	100	5.0	162	
SMBJ110	TFMBJ110	122	149	1.0	110	5.0	196	
SMBJ110A	TFMBJ110A	122	135	1.0	110	5.0	177	
SMBJ120	TFMBJ120	133	163	1.0	120	5.0	214	
SMBJ120A	TFMBJ120A	133	147	1.0	120	5.0	193	
SMBJ130	TFMBJ130	144	176	1.0	130	5.0	231	
SMBJ130A	TFMBJ130A	144	159	1.0	130	5.0	209	
SMBJ150	TFMBJ150	167	204	1.0	150	5.0	268	
SMBJ150A	TFMBJ150A	167	185	1.0	150	5.0	243	
SMBJ160	TFMBJ160	178	218	1.0	160	5.0	287	
SMBJ160A	TFMBJ160A	178	197	1.0	160	5.0	259	
SMBJ170	TFMBJ170	189	231	1.0	170	5.0	304	
SMBJ170A	TFMBJ170A	189	209	1.0	170	5.0	275	

- Notes :
1. V_{BR} measured after I_T applied for 300ms. I_T = square pulse or equivalent.
 2. For bidirectional use C or CA suffixs for all types (ex. SMBJ5.0C,SMBJ170CA) electrical characteristics apply in both directions.
 3. For bidirectional types having V_{WM} of 10 volts and less, the I_D limit is doubled.
 4. All devices UL listed file# E211196.

Mounting Pad Layout



Dimensions in inches and (millimeters)

Mouser Electronics

Authorized Distributor

Click to View Pricing, Inventory, Delivery & Lifecycle Information:

Rectron:

[TFMBJ48CA-W](#) [TFMBJ18CA-W](#) [TFMBJ75-W](#) [TFMBJ36A-W](#) [TFMBJ75CA-W](#) [TFMBJ12CA-W](#) [TFMBJ110CA-W](#)
[TFMBJ110-W](#) [TFMBJ160C-W](#) [TFMBJ64-W](#) [TFMBJ12A-W](#) [TFMBJ40C-W](#) [TFMBJ70A-W](#) [TFMBJ90CA-W](#)
[TFMBJ17A-W](#) [TFMBJ16W-W](#) [TFMBJ58-W](#) [TFMBJ85-W](#) [TFMBJ6.5A-W](#) [TFMBJ60A-W](#) [TFMBJ30C-W](#) [TFMBJ150C-](#)
[W](#) [TFMBJ28C-W](#) [TFMBJ64CA-W](#) [TFMBJ70CA-W](#) [TFMBJ40CA-W](#) [TFMBJ100A-W](#) [TFMBJ26-B](#) [TFMBJ26-W](#)
[TFMBJ8.0C-W](#) [TFMBJ13CA-W](#) [TFMBJ100-W](#) [TFMBJ64A-W](#) [TFMBJ160CA-W](#) [TFMBJ120CA-W](#) [TFMBJ120-W](#)
[TFMBJ36C-W](#) [TFMBJ7.0-W](#) [TFMBJ64C-W](#) [TFMBJ36-W](#) [TFMBJ45A-W](#) [TFMBJ16C-W](#) [TFMBJ150CA-W](#) [TFMBJ54-](#)
[W](#) [TFMBJ8.0-W](#) [TFMBJ30-W](#) [TFMBJ8.5A-W](#) [TFMBJ54CA-W](#) [TFMBJ75A-W](#) [TFMBJ45C-W](#) [TFMBJ85A-W](#)
[TFMBJ20C-W](#) [TFMBJ13-W](#) [TFMBJ9.0-W](#) [TFMBJ7.5C-W](#) [TFMBJ17-W](#) [TFMBJ7.5-W](#) [TFMBJ11A-W](#) [TFMBJ43C-W](#)
[TFMBJ13A-W](#) [TFMBJ60CA-W](#) [TFMBJ85CA-W](#) [TFMBJ28CA-W](#) [TFMBJ54A-W](#) [TFMBJ24C-W](#) [TFMBJ24CA-W](#)
[TFMBJ30CA-W](#) [TFMBJ58CA-W](#) [TFMBJ10C-W](#) [TFMBJ40A-W](#) [TFMBJ90-W](#) [TFMBJ33CA-W](#) [TFMBJ170CA-W](#)
[TFMBJ24A-W](#) [TFMBJ26C-W](#) [TFMBJ26A-W](#) [TFMBJ11-W](#) [TFMBJ6.0-W](#) [TFMBJ85C-W](#) [TFMBJ15-W](#) [TFMBG150A-](#)
[W](#) [TFMBJ150-W](#) [TFMBJ7.5A-W](#) [TFMBJ20A-W](#) [TFMBJ26CA-W](#) [TFMBJ5.0A-W](#) [TFMBJ6.5CA-W](#) [TFMBJ7.5CA-W](#)
[TFMBJ16-W](#) [TFMBJ58A-W](#) [TFMBJ33A-W](#) [TFMBJ24-W](#) [TFMBJ8.0A-W](#) [TFMBJ90C-W](#) [TFMBJ10CA-W](#) [TFMBJ20-W](#)
[TFMBJ12-W](#) [TFMBJ14A-W](#) [TFMBJ130C-W](#) [TFMBJ28-W](#)