

ELECTRICAL CHARACTERISTICS ($T_A = 25\text{ }^\circ\text{C}$ unless otherwise noted)

PARAMETER	TEST CONDITIONS	SYMBOL	GF1A	GF1B	GF1D	GF1G	GF1J	GF1K	GF1M	UNIT
Max. instantaneous forward voltage	1.0 A	V_F	1.1				1.2			V
Max. DC reverse current at rated DC blocking voltage	$T_A = 25\text{ }^\circ\text{C}$	I_R	5.0							μA
	$T_A = 125\text{ }^\circ\text{C}$		50							
Typical reverse recovery time	$I_F = 0.5\text{ A}$, $I_R = 1.0\text{ A}$, $I_{rr} = 0.25\text{ A}$	t_{rr}	2.0							μs
Typical junction capacitance	4.0 V, 1 MHz	C_J	15							pF

THERMAL CHARACTERISTICS ($T_A = 25\text{ }^\circ\text{C}$ unless otherwise noted)

PARAMETER	SYMBOL	GF1A	GF1B	GF1D	GF1G	GF1J	GF1K	GF1M	UNIT
Typical thermal resistance ⁽¹⁾	$R_{\theta JA}$	80							$^\circ\text{C/W}$
	$R_{\theta JL}$	26							

Note

⁽¹⁾ Thermal resistance from junction to ambient and from junction to lead, PCB mounted on 0.2" x 0.2" (5.0 mm x 5.0 mm) copper pad areas

ORDERING INFORMATION (Example)

PREFERRED P/N	UNIT WEIGHT (g)	PREFERRED PACKAGE CODE	BASE QUANTITY	DELIVERY MODE
GF1J-E3/67A	0.104	67A	1500	7" diameter plastic tape and reel
GF1J-E3/5CA	0.104	5CA	6500	13" diameter plastic tape and reel
GF1JHE3_A/H ⁽¹⁾	0.104	H	1500	7" diameter plastic tape and reel
GF1JHE3_A/I ⁽¹⁾	0.104	I	6500	13" diameter plastic tape and reel

Note

⁽¹⁾ AEC-Q101 qualified

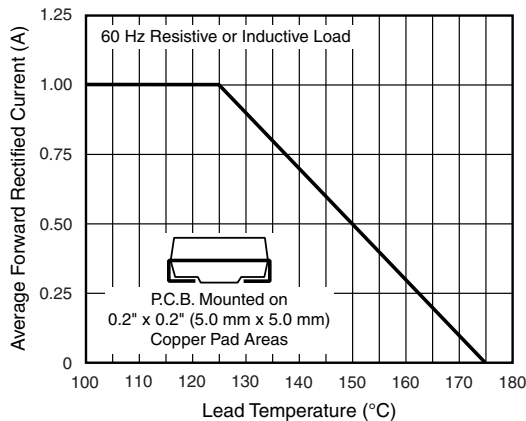
RATINGS AND CHARACTERISTICS CURVES ($T_A = 25\text{ }^\circ\text{C}$ unless otherwise noted)


Fig. 1 - Forward Current Derating Curve

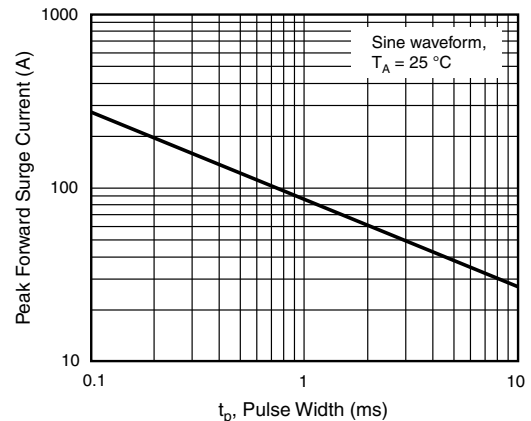


Fig. 2 - Non-Repetitive Peak Forward Surge Current

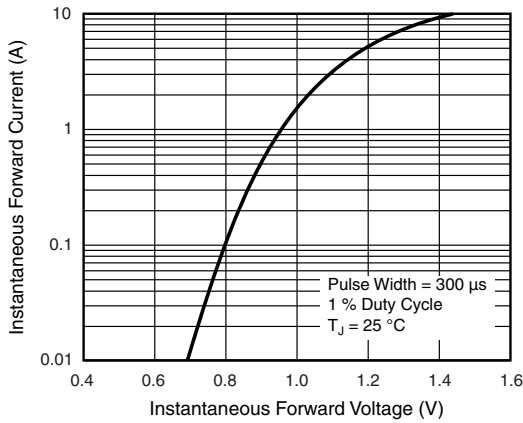


Fig. 3 - Typical Instantaneous Forward Characteristics

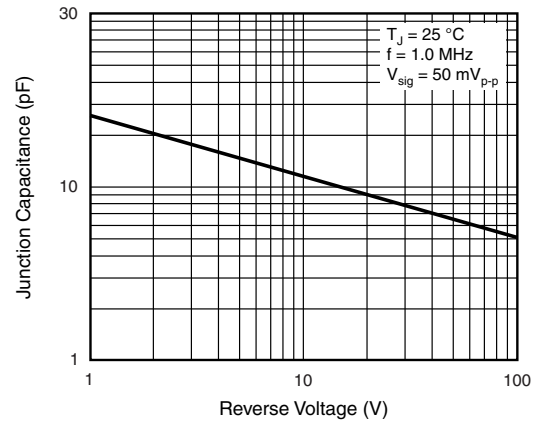


Fig. 5 - Typical Junction Capacitance

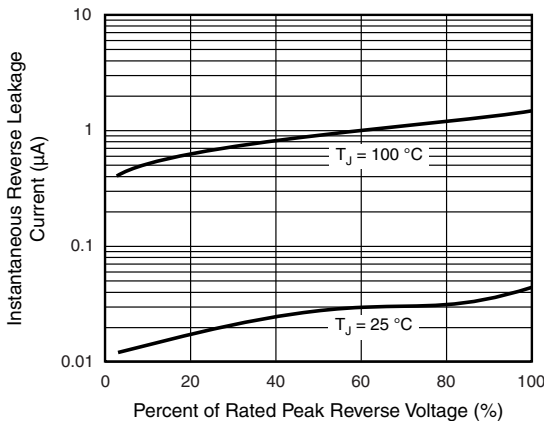


Fig. 4 - Typical Reverse Characteristics

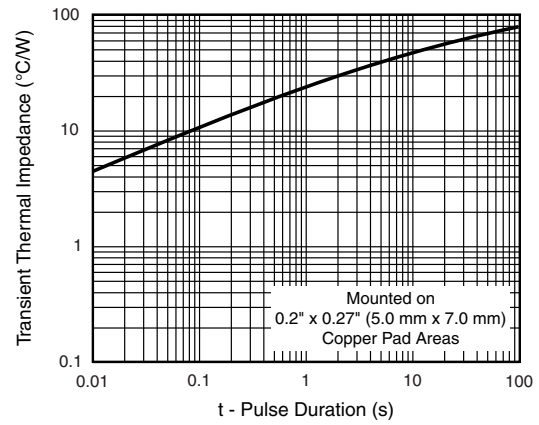
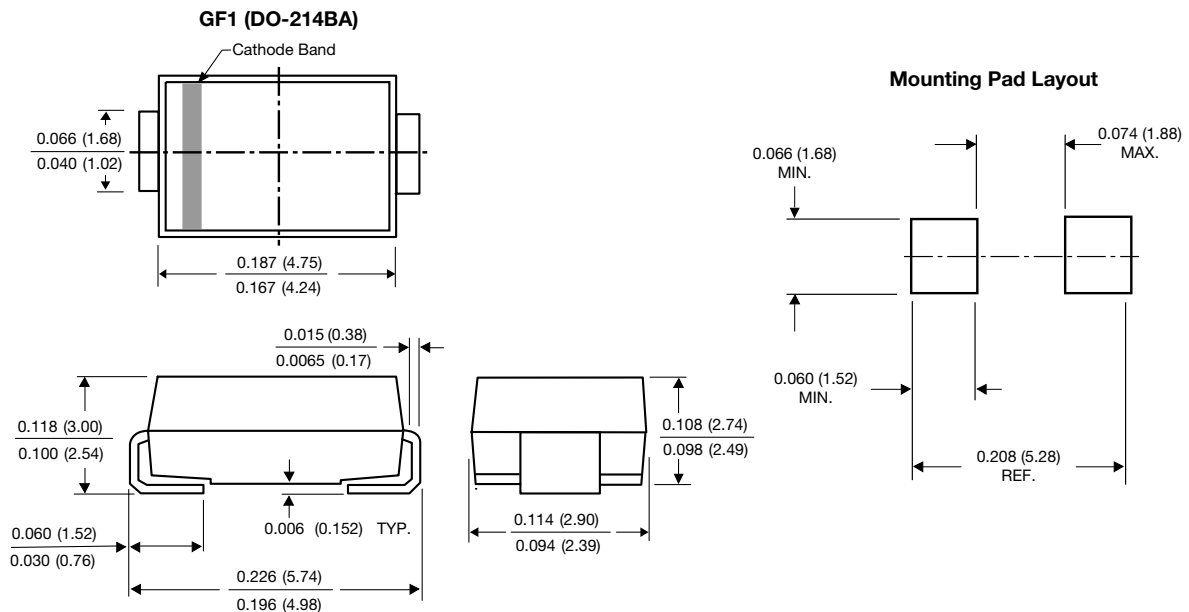


Fig. 6 - Typical Transient Thermal Impedance

PACKAGE OUTLINE DIMENSIONS in inches (millimeters)





Disclaimer

ALL PRODUCT, PRODUCT SPECIFICATIONS AND DATA ARE SUBJECT TO CHANGE WITHOUT NOTICE TO IMPROVE RELIABILITY, FUNCTION OR DESIGN OR OTHERWISE.

Vishay Intertechnology, Inc., its affiliates, agents, and employees, and all persons acting on its or their behalf (collectively, "Vishay"), disclaim any and all liability for any errors, inaccuracies or incompleteness contained in any datasheet or in any other disclosure relating to any product.

Vishay makes no warranty, representation or guarantee regarding the suitability of the products for any particular purpose or the continuing production of any product. To the maximum extent permitted by applicable law, Vishay disclaims (i) any and all liability arising out of the application or use of any product, (ii) any and all liability, including without limitation special, consequential or incidental damages, and (iii) any and all implied warranties, including warranties of fitness for particular purpose, non-infringement and merchantability.

Statements regarding the suitability of products for certain types of applications are based on Vishay's knowledge of typical requirements that are often placed on Vishay products in generic applications. Such statements are not binding statements about the suitability of products for a particular application. It is the customer's responsibility to validate that a particular product with the properties described in the product specification is suitable for use in a particular application. Parameters provided in datasheets and / or specifications may vary in different applications and performance may vary over time. All operating parameters, including typical parameters, must be validated for each customer application by the customer's technical experts. Product specifications do not expand or otherwise modify Vishay's terms and conditions of purchase, including but not limited to the warranty expressed therein.

Hyperlinks included in this datasheet may direct users to third-party websites. These links are provided as a convenience and for informational purposes only. Inclusion of these hyperlinks does not constitute an endorsement or an approval by Vishay of any of the products, services or opinions of the corporation, organization or individual associated with the third-party website. Vishay disclaims any and all liability and bears no responsibility for the accuracy, legality or content of the third-party website or for that of subsequent links.

Except as expressly indicated in writing, Vishay products are not designed for use in medical, life-saving, or life-sustaining applications or for any other application in which the failure of the Vishay product could result in personal injury or death. Customers using or selling Vishay products not expressly indicated for use in such applications do so at their own risk. Please contact authorized Vishay personnel to obtain written terms and conditions regarding products designed for such applications.

No license, express or implied, by estoppel or otherwise, to any intellectual property rights is granted by this document or by any conduct of Vishay. Product names and markings noted herein may be trademarks of their respective owners.

Mouser Electronics

Authorized Distributor

Click to View Pricing, Inventory, Delivery & Lifecycle Information:

Vishay:

[GF1A/1-](#) [GF1A/17-](#) [GF1A/17A](#) [GF1A/19A](#) [GF1A/67A](#) [GF1A/69A](#) [GF1A-E3/17A](#) [GF1A-E3/19A](#) [GF1A-E3/1A](#)
[GF1A-E3/2KA](#) [GF1A-E3/51A](#) [GF1A-E3/69A](#) [GF1B/17-](#) [GF1B/17A](#) [GF1B/2J-](#) [GF1B/67A](#) [GF1B-E3/19A](#) [GF1B-E3/1A](#)
[GF1B-E3/2KA](#) [GF1B-E3/51A](#) [GF1B-E3/69A](#) [GF1BHE3/2KA](#) [GF1BHE3/69A](#) [GF1D/1-](#) [GF1D/17-](#) [GF1D/19A](#)
[GF1D/67A](#) [GF1D/69A](#) [GF1D-E3/19A](#) [GF1D-E3/1A](#) [GF1D-E3/2KA](#) [GF1D-E3/51A](#) [GF1D-E3/69A](#) [GF1DHE3/2KA](#)
[GF1DHE3/69A](#) [GF1G/1-](#) [GF1G/17-](#) [GF1G/17A](#) [GF1G/19-](#) [GF1G/19A](#) [GF1G/67A](#) [GF1G-E3/17A](#) [GF1G-E3/19A](#)
[GF1G-E3/1A](#) [GF1G-E3/2KA](#) [GF1G-E3/51A](#) [GF1G-E3/69A](#) [GF1GHE3/2KA](#) [GF1GHE3/69A](#) [GF1J/17-](#) [GF1J/17A](#)
[GF1J/19-](#) [GF1J/19A](#) [GF1J/67A](#) [GF1J/69A](#) [GF1J-E3/19A](#) [GF1J-E3/1A](#) [GF1J-E3/2KA](#) [GF1J-E3/51A](#) [GF1J-E3/69A](#)
[GF1JHE3/69A](#) [GF1K/17-](#) [GF1K/17A](#) [GF1K/67A](#) [GF1K-E3/19A](#) [GF1K-E3/1A](#) [GF1K-E3/2KA](#) [GF1K-E3/51A](#) [GF1K-](#)
[E3/69A](#) [GF1M/1-](#) [GF1M/17-](#) [GF1M/17A](#) [GF1M/19-](#) [GF1M/19A](#) [GF1M/67A](#) [GF1M/69A](#) [GF1M-E3/19A](#) [GF1M-E3/1A](#)
[GF1M-E3/2KA](#) [GF1M-E3/51A](#) [GF1M-E3/69A](#) [GF1MHE3/69A](#) [GF1B/1-](#) [GF1D/69-](#) [GF1G/67-](#) [GF1D-2HE3_A/H](#)
[GF1DHE3_A/H](#) [GF1DHE3_A/I](#) [GF1G-7000HE3_A/I](#) [GF1G-7002HE3_A/H](#) [GF1G-7002HE3_A/I](#) [GF1G-9HE3_A/H](#)
[GF1G-9HE3_A/I](#) [GF1GHE3_A/H](#) [GF1GHE3_A/I](#) [GF1JHE3_A/I](#) [GF1KHE3_A/H](#) [GF1MHE3_A/I](#)