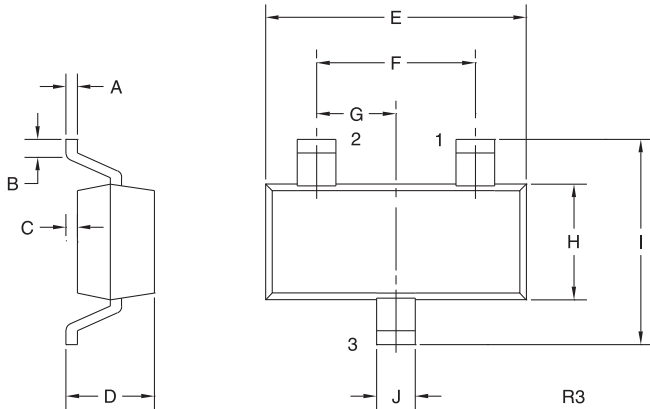


CMP SH-3
 CMP SH-3A
 CMP SH-3C
 CMP SH-3S

SURFACE MOUNT
 SILICON SCHOTTKY DIODES



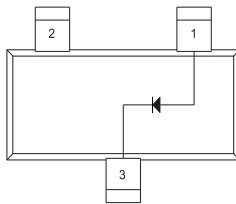
SOT-23 CASE - MECHANICAL OUTLINE



SYMBOL	INCHES		MILLIMETERS	
	MIN	MAX	MIN	MAX
A	0.003	0.007	0.08	0.18
B	0.006	-	0.15	-
C	-	0.005	-	0.13
D	0.035	0.043	0.89	1.09
E	0.110	0.120	2.80	3.05
F	0.075		1.90	
G	0.037		0.95	
H	0.047	0.055	1.19	1.40
I	0.083	0.098	2.10	2.49
J	0.014	0.020	0.35	0.50

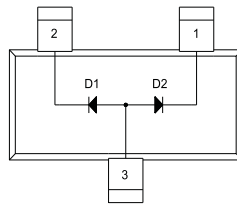
SOT-23 (REV: R3)

PIN CONFIGURATIONS



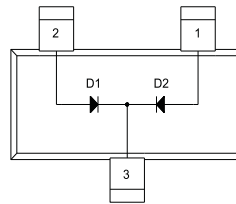
CMP SH-3
LEAD CODE:
 1) Anode
 2) No Connection
 3) Cathode

MARKING CODE: D95



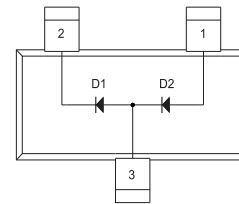
CMP SH-3A
LEAD CODE:
 1) Cathode D2
 2) Cathode D1
 3) Anode D1, D2

MARKING CODE: DB1



CMP SH-3C
LEAD CODE:
 1) Anode D2
 2) Anode D1
 3) Cathode D1, D2

MARKING CODE: DB2



CMP SH-3S
LEAD CODE:
 1) Anode D2
 2) Cathode D1
 3) Anode D1, Cathode D2

MARKING CODE: DA5

R6 (27-January 2010)

Mouser Electronics

Authorized Distributor

Click to View Pricing, Inventory, Delivery & Lifecycle Information:

[Central Semiconductor:](#)

[CMPSH-3 TR PBFREE](#) [CMPSH-3A TR PBFREE](#) [CMPSH-3S TR PBFREE](#)