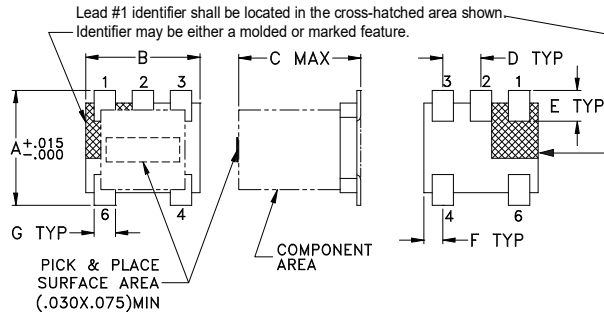
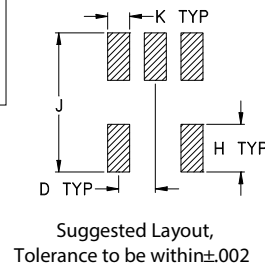


Outline Drawing



PCB Land Pattern

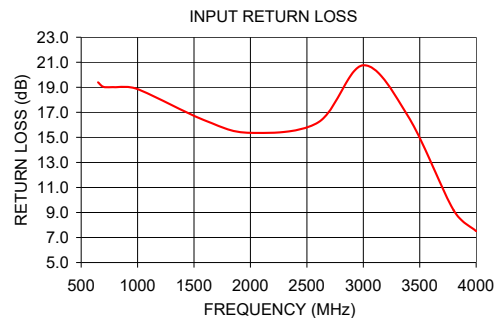


Outline Dimensions (inch/mm)

A	B	C	D	E	F
.150	.150	.160	.050	.040	.025
3.81	3.81	4.06	1.27	1.02	0.64
G	H	J	K	wt	
.028	.065	.190	.030	grams	
0.71	1.65	4.83	0.76	0.15	

Typical Performance Data

FREQUENCY (MHz)	INSERTION LOSS (dB)	INPUT R. LOSS (dB)	AMPLITUDE UNBALANCE (dB)	PHASE UNBALANCE (Deg.)
650.00	0.30	19.40	0.72	7.04
700.00	0.30	19.03	0.70	6.11
800.00	0.32	19.01	0.65	4.73
1000.00	0.35	18.85	0.50	3.45
1600.00	0.45	16.34	0.15	0.32
2000.00	0.53	15.36	0.05	0.42
2600.00	0.62	16.20	0.40	0.66
3000.00	0.57	20.76	0.56	1.07
3800.00	1.34	9.18	0.41	4.79
4000.00	1.71	7.51	0.09	5.95



Additional Notes

- A. Performance and quality attributes and conditions not expressly stated in this specification document are intended to be excluded and do not form a part of this specification document.
- B. Electrical specifications and performance data contained in this specification document are based on Mini-Circuit's applicable established test performance criteria and measurement instructions.
- C. The parts covered by this specification document are subject to Mini-Circuits standard limited warranty and terms and conditions (collectively, "Standard Terms"); Purchasers of this part are entitled to the rights and benefits contained therein. For a full statement of the Standard Terms and the exclusive rights and remedies thereunder, please visit Mini-Circuits' website at www.minicircuits.com/MCLStore/terms.jsp

Mouser Electronics

Authorized Distributor

Click to View Pricing, Inventory, Delivery & Lifecycle Information:

[Mini-Circuits:](#)

[TC1-1-43+](#)