

ORDERING INFORMATION					
PART NO.	PART NO. SUFFIX	PACKING CODE	PACKING CODE SUFFIX (*)	PACKAGE	PACKING
MBRF10xx (Note 1)	H	C0	G	ITO-220AC	50 / Tube

Note 1: "xx" defines voltage from 35V (MBRF1035) to 200V (MBRF10200)

*: Optional available

EXAMPLE					
EXAMPLE P/N	PART NO.	PART NO. SUFFIX	PACKING CODE	PACKING CODE SUFFIX	DESCRIPTION
MBRF1060HC0G	MBRF1060	H	C0	G	AEC-Q101 qualified Green compound

RATINGS AND CHARACTERISTICS CURVES

($T_A=25^\circ\text{C}$ unless otherwise noted)

FIG. 1 FORWARD CURRENT DERATING CURVE

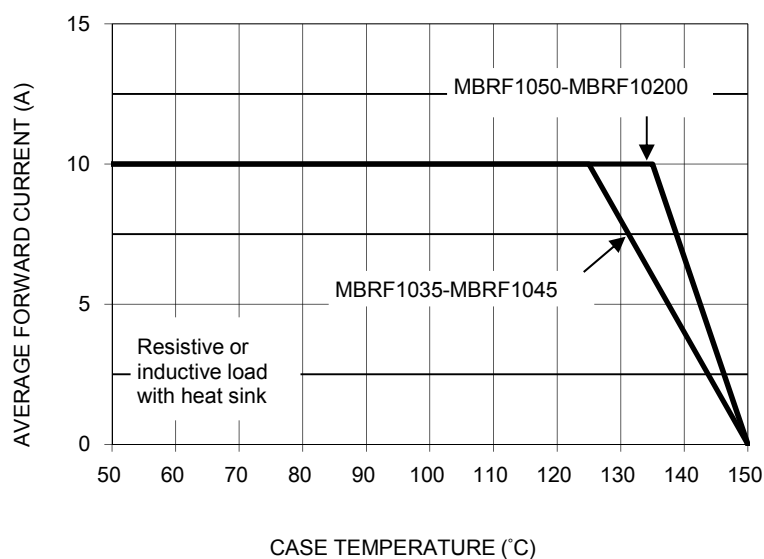


FIG. 2 MAXIMUM NON-REPETITIVE FORWARD SURGE CURRENT PER LEG

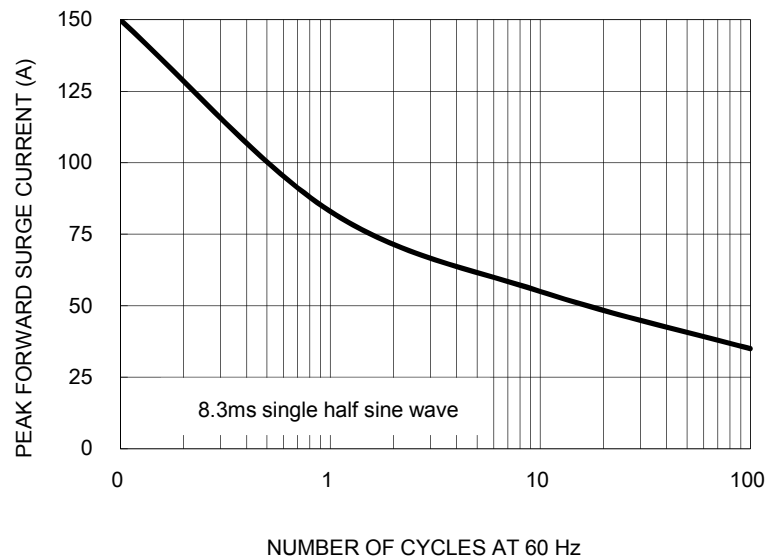


FIG. 3 TYPICAL FORWARD CHARACTERISTICS PER LEG

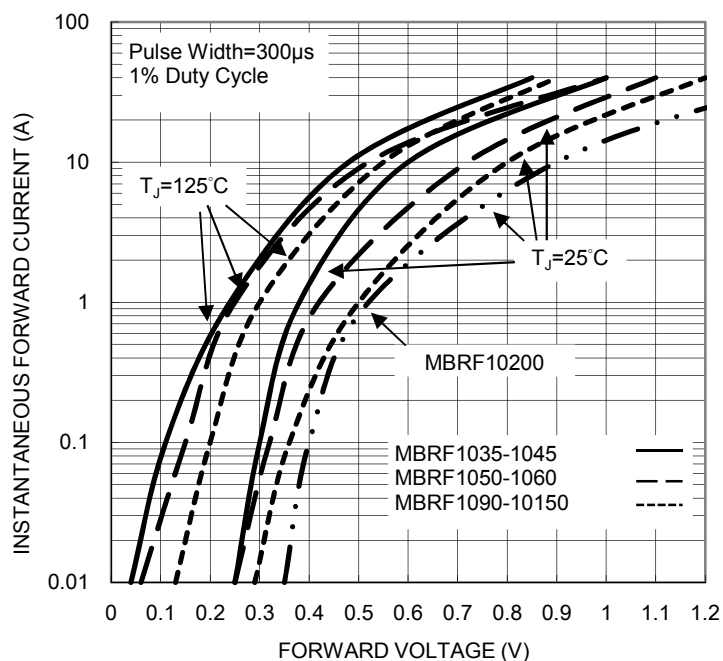


FIG. 4 TYPICAL REVERSE CHARACTERISTICS PER LEG

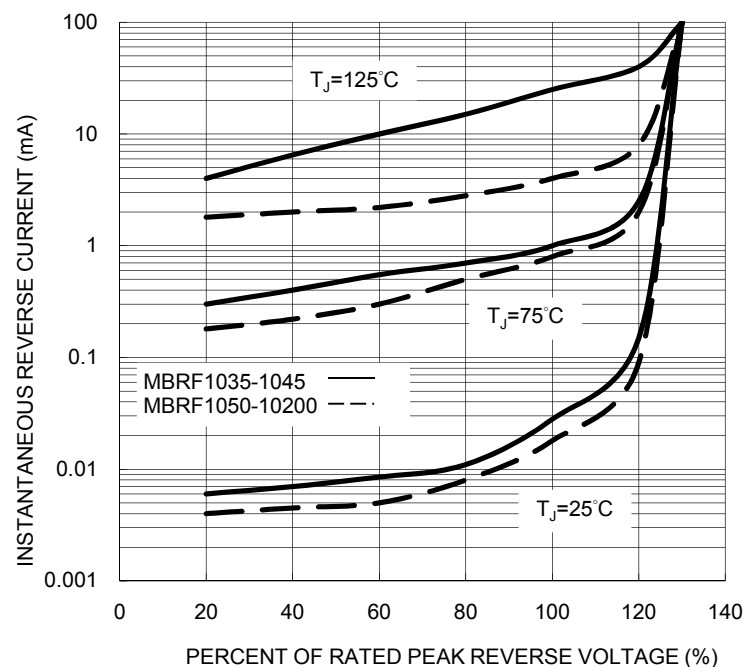


FIG. 5 TYPICAL JUNCTION CAPACITANCE PER LEG

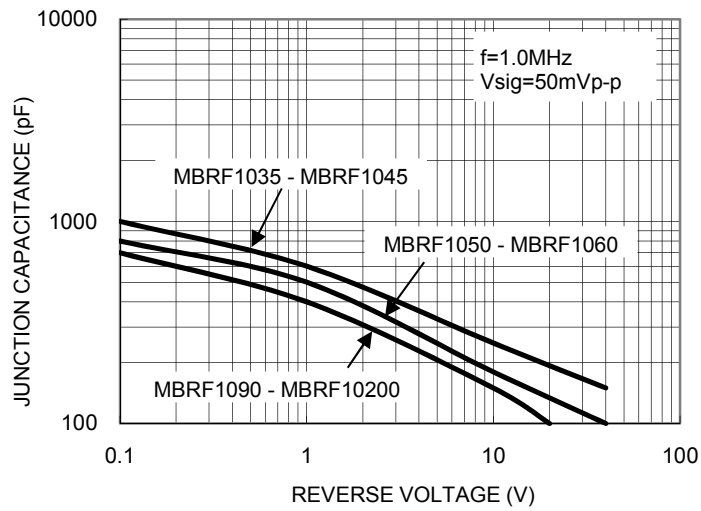
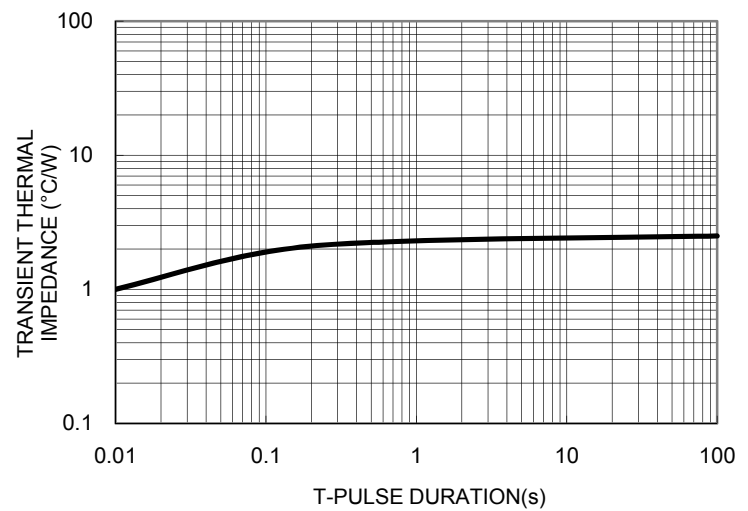
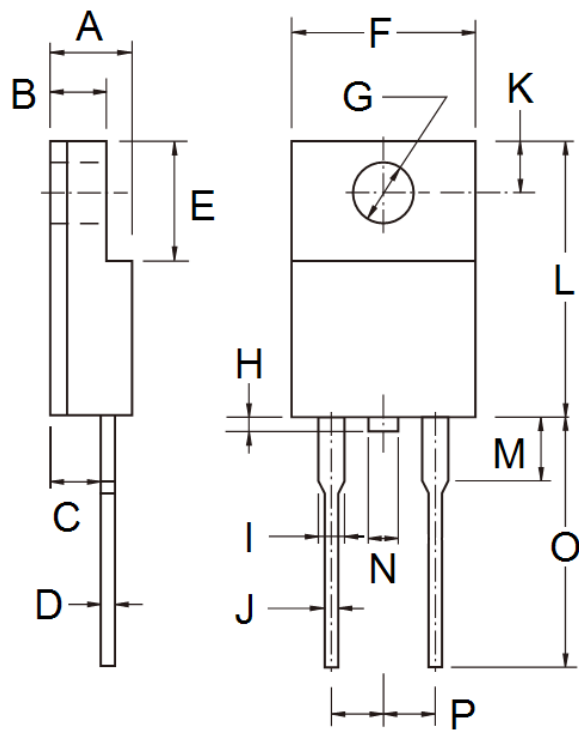


FIG. 6 TYPICAL TRANSIENT THERMAL IMPEDANCE PER LEG

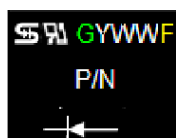


PACKAGE OUTLINE DIMENSIONS
ITO-220AC



DIM.	Unit (mm)		Unit (inch)	
	Min	Max	Min	Max
A	4.30	4.70	0.169	0.185
B	2.50	3.10	0.098	0.122
C	2.30	2.90	0.091	0.114
D	0.46	0.76	0.018	0.030
E	6.30	6.90	0.248	0.272
F	9.60	10.30	0.378	0.406
G	3.00	3.40	0.118	0.134
H	0.00	1.60	0.000	0.063
I	0.95	1.45	0.037	0.057
J	0.50	0.90	0.020	0.035
K	2.40	3.20	0.094	0.126
L	14.80	15.50	0.583	0.610
M	-	4.10	-	0.161
N	-	1.80	-	0.071
O	12.60	13.80	0.496	0.543
P	4.95	5.20	0.195	0.205

MARKING DIAGRAM



- P/N = Specific Device Code
- G = Green Compound
- YWW = Date Code
- F = Factory Code

Notice

Specifications of the products displayed herein are subject to change without notice. TSC or anyone on its behalf, assumes no responsibility or liability for any errors or inaccuracies.

Information contained herein is intended to provide a product description only. No license, express or implied, to any intellectual property rights is granted by this document. Except as provided in TSC's terms and conditions of sale for such products, TSC assumes no liability whatsoever, and disclaims any express or implied warranty, relating to sale and/or use of TSC products including liability or warranties relating to fitness for a particular purpose, merchantability, or infringement of any patent, copyright, or other intellectual property right.

The products shown herein are not designed for use in medical, life-saving, or life-sustaining applications. Customers using or selling these products for use in such applications do so at their own risk and agree to fully indemnify TSC for any damages resulting from such improper use or sale.

Mouser Electronics

Authorized Distributor

Click to View Pricing, Inventory, Delivery & Lifecycle Information:

Taiwan Semiconductor:

[MBRF10100](#) [MBRF10150](#) [MBRF10200](#) [MBRF1035](#) [MBRF1045](#) [MBRF1050](#) [MBRF1060](#) [MBRF10100HC0](#)
[MBRF10200 C0](#) [MBRF1035 C0](#) [MBRF1045 C0](#) [MBRF10150 C0](#) [MBRF1060 C0](#) [MBRF1050 C0](#) [MBRF10100 C0](#)
[MBRF10100 C0G](#) [MBRF10200 C0G](#) [MBRF1045 C0G](#) [MBRF1060 C0G](#)