

RATING AND CHARACTERISTIC CURVES (RL1601C THRU RL1606C)

FIG. 1 - TYPICAL FORWARD CURRENT DERATING CURVE

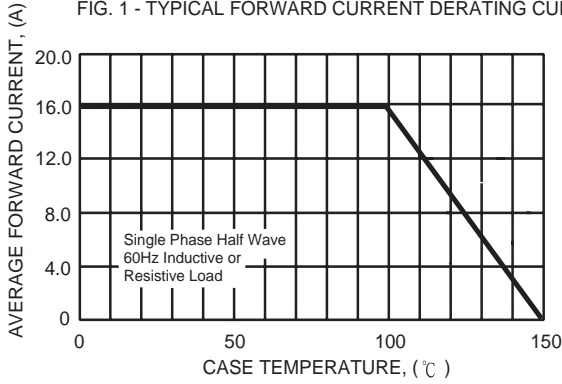


FIG. 2 - TYPICAL REVERSE CHARACTERISTICS

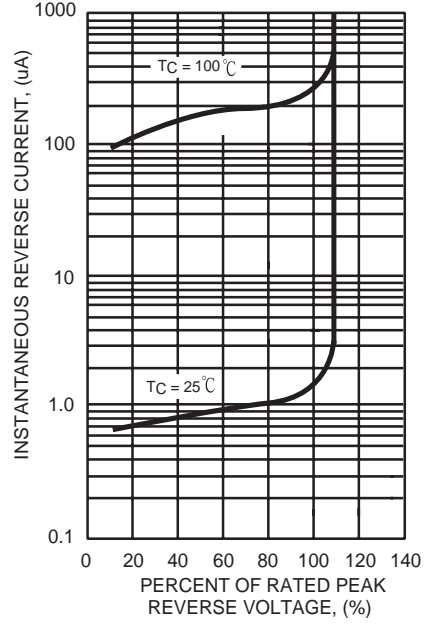


FIG. 3 - MAXIMUM NON-REPETITIVE FORWARD SURGE CURRENT

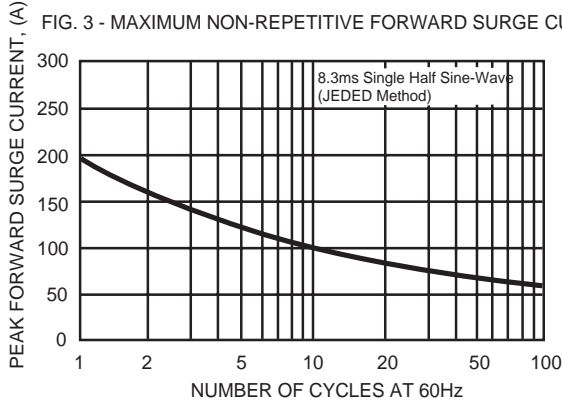


FIG. 4 - TYPICAL JUNCTION CAPACITANCE

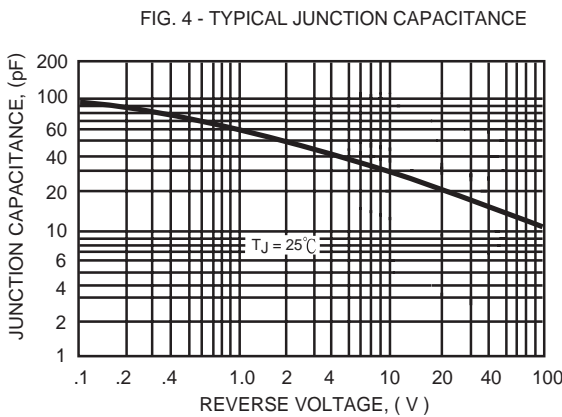
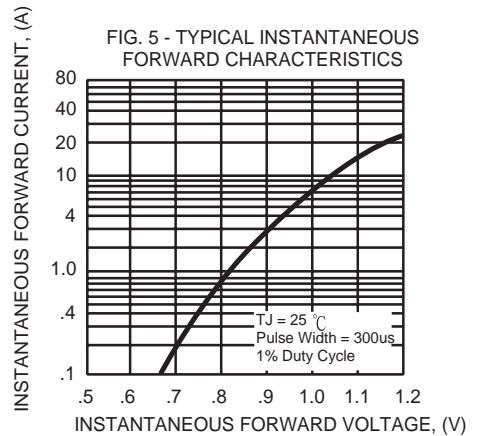


FIG. 5 - TYPICAL INSTANTANEOUS FORWARD CHARACTERISTICS



Mouser Electronics

Authorized Distributor

Click to View Pricing, Inventory, Delivery & Lifecycle Information:

[Rectron:](#)

[RL1601C](#) [RL1603C](#) [RL1605A](#) [RL1605C](#) [RL1604C](#) [RL1606C](#) [RL1602C](#)