

RATINGS AND CHARACTERISTIC CURVES (HER3001PT THRU HER3008PT)

FIG. 1- MAXIMUM FORWARD CURRENT DERATING CURVE

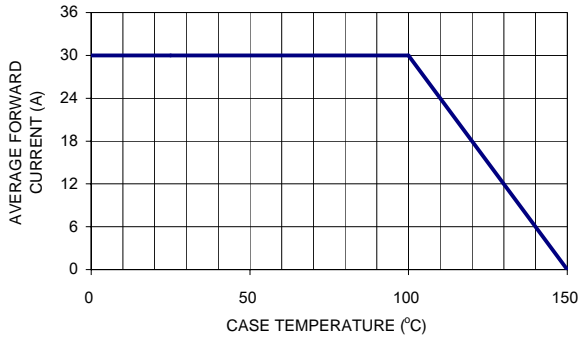


FIG. 2- TYPICAL REVERSE CHARACTERISTICS PER LEG

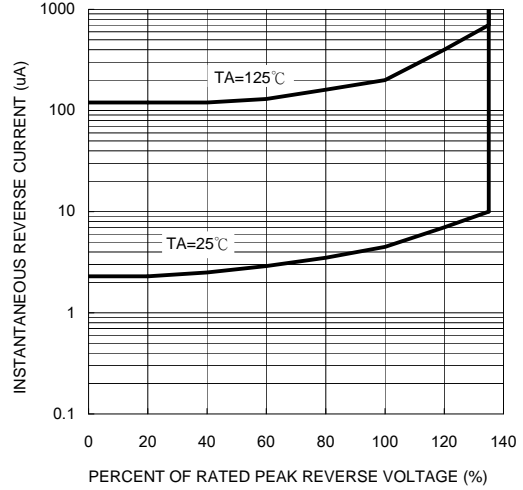


FIG. 3- MAXIMUM NON-REPETITIVE FORWARD SURGE CURRENT PER LEG

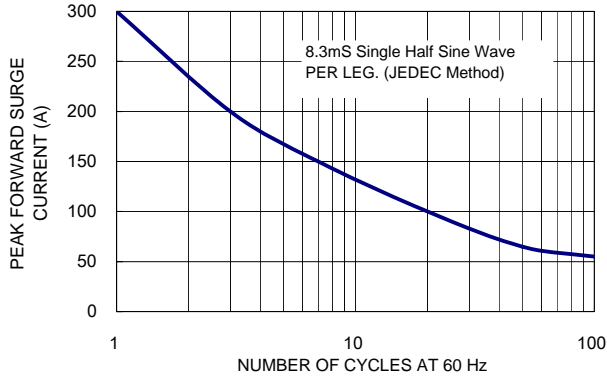


FIG. 5- TYPICAL INSTANTANEOUS FORWARD CHARACTERISTICS PER LEG

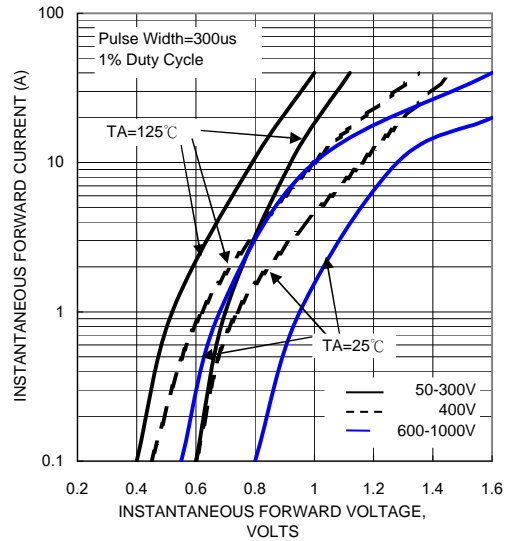


FIG. 4- TYPICAL JUNCTION CAPACITANCE PER LEG

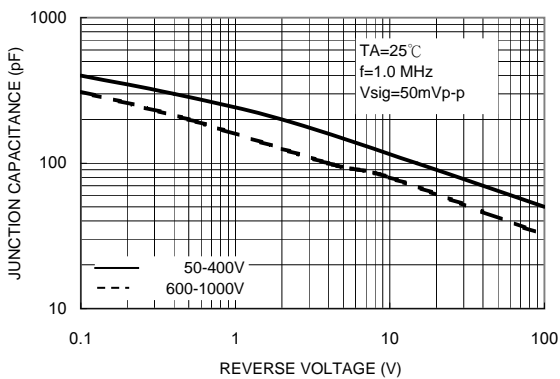
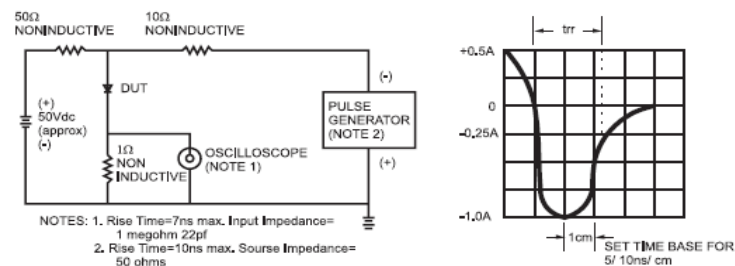


FIG. 6- REVERSE RECOVERY TIME CHARACTERISTIC AND TEST CIRCUIT DIAGRAM



Mouser Electronics

Authorized Distributor

Click to View Pricing, Inventory, Delivery & Lifecycle Information:

[Taiwan Semiconductor:](#)

[HER3007PT](#) [HER3008PT](#)