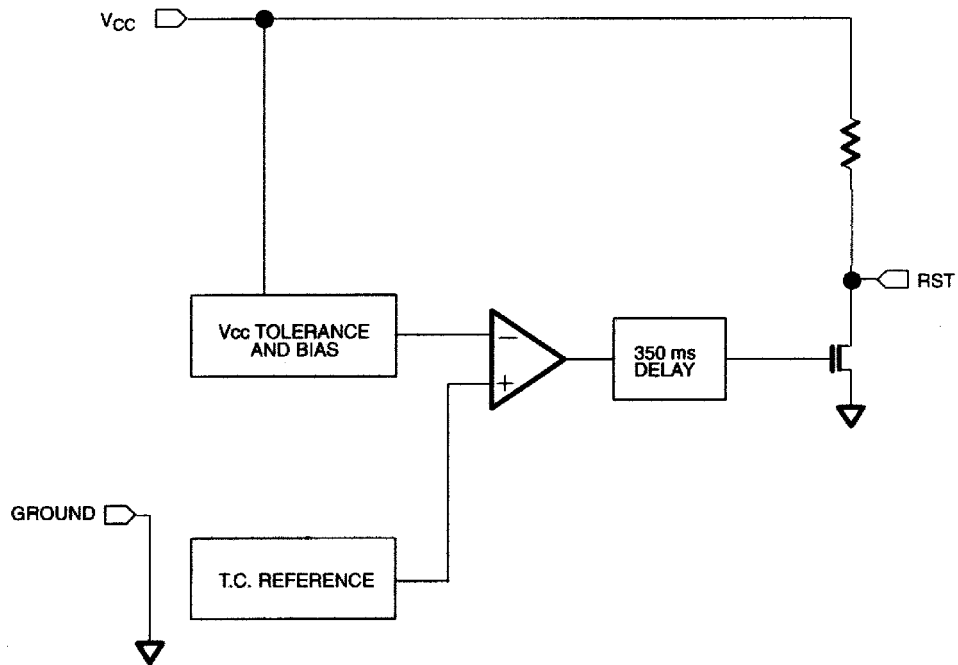
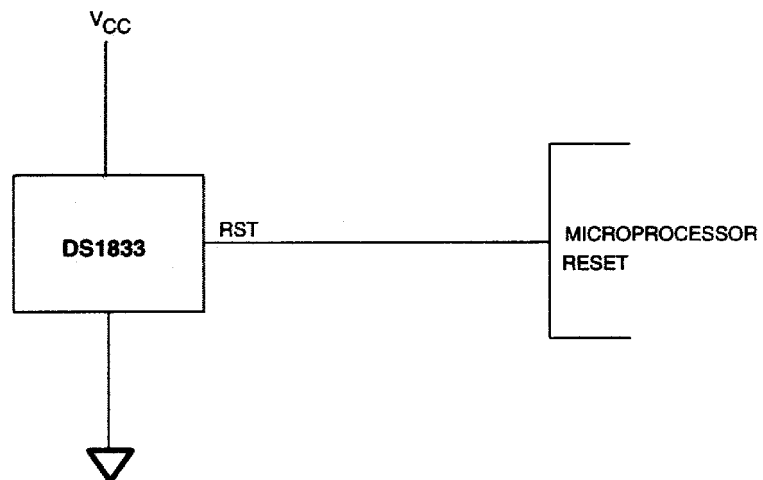
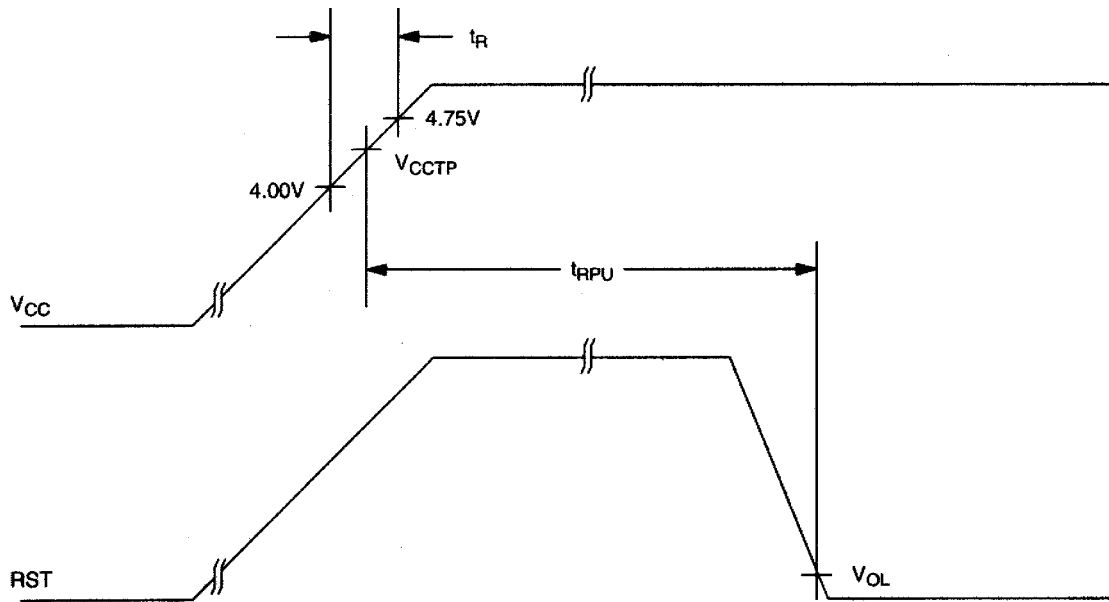
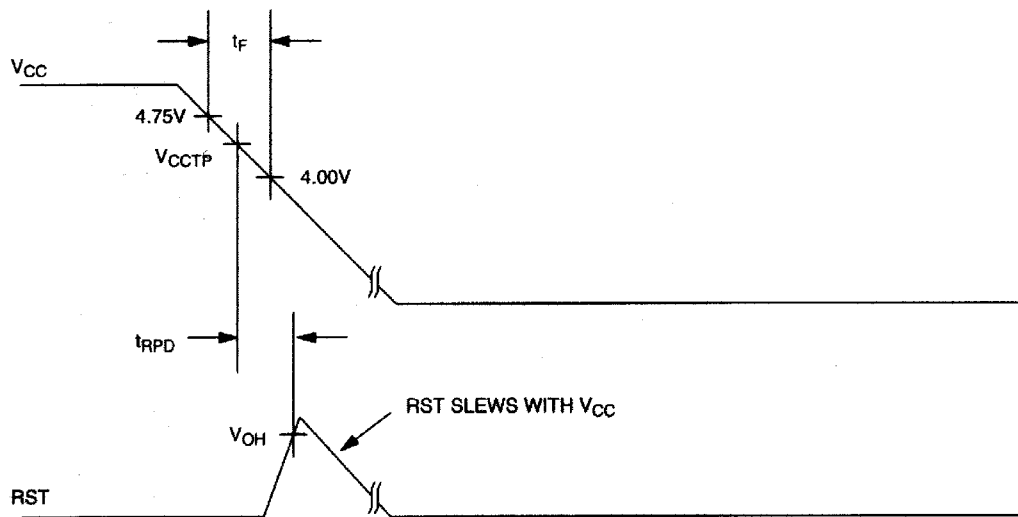


BLOCK DIAGRAM Figure 1**APPLICATION EXAMPLE Figure 2**

POWER-UP Figure 3



POWER-DOWN Figure 4



ABSOLUTE MAXIMUM RATINGS*

Voltage on V _{CC} Pin Relative to Ground	-0.5V to +7.0V
Voltage on I/O Relative to Ground	-0.5V to V _{CC} +0.5V
Operating Temperature	-40°C to +85°C
Storage Temperature	-55°C to +125°C
Soldering Temperature	260°C for 10 seconds

* This is a stress rating only and functional operation of the device at these or any other conditions above those indicated in the operation sections of this specification is not implied. Exposure to absolute maximum rating conditions for extended periods of time may affect reliability.

RECOMMENDED DC OPERATING CONDITIONS (-40°C to +85°C)

PARAMETER	SYMBOL	MIN	TYP	MAX	UNITS	NOTES
Supply Voltage	V _{CC}	1.2	5.0	5.5	V	1

DC ELECTRICAL CHARACTERISTICS (-40°C to +85°C; V_{DD}=5V ± 10%)

PARAMETER	SYMBOL	MIN	TYP	MAX	UNITS	NOTES
Low Level @ RST	V _{OL}			0.4	V	1
Output Current @ 0.4V	I _{OL}	+8			mA	
Operating Current	I _{CC}		1.5	2	mA	
V _{CC} Trip Point 5%	V _{CCTP1}	4.5	4.625	4.74	V	1
V _{CC} Trip Point 10%	V _{CCTP2}	4.25	4.375	4.49	V	1
V _{CC} Trip Point 15%	V _{CCTP3}	4.0	4.125	4.24	V	1
Output Capacitance	C _{OUT}			10	pF	
Internal Pull-Up Resistor	R _P	3.75	5	6.25	kΩ	

AC ELECTRICAL CHARACTERISTICS (-40°C to +85°C; V_{CC}=5V ± 10%)

PARAMETER	SYMBOL	MIN	TYP	MAX	UNITS	NOTES
Reset Active Time	t _{RST}	250	350	450	ms	
V _{CC} Detect to RST	t _{RPD}			100	ns	
V _{CC} Slew Rate (4.75V - 4.00V)	t _F	300			μs	
V _{CC} Slew Rate (4.00V - 4.75V)	t _R	0			ns	
V _{CC} Detect to RST	t _{RPU}	250	350	450	ms	

NOTES:

1. All voltages are referenced to ground.

ECONORESET SELECTION GUIDE

		VCC TRIP POINT			PUSHBUTTON DETECT		
		MIN	TYP	MAX	MIN	TYP	MAX
5V	DS1233-15	4.0	4.125	4.24	2.4	-	3.3
	DS1233-10	4.25	4.375	4.49	2.4	-	3.3
	DS1233-5	4.5	4.625	4.75	2.4	-	3.3
	DS1233D-15	4.0	4.125	4.24	N/A		N/A
	DS1233D-10	4.25	4.375	4.49	N/A		N/A
	DS1233D-5	4.5	4.625	4.75	N/A		N/A
	DS1833-15	4.0	4.125	4.24	N/A		N/A
	DS1833-10	4.25	4.375	4.49	N/A		N/A
	DS1833-5	4.5	4.625	4.75	N/A		N/A
3.3V	DS1233A-15	2.64	2.72	2.80	1.8	-	3.0
	DS1233A-10	2.8	2.88	2.97	1.8	-	3.0

Mouser Electronics

Authorized Distributor

Click to View Pricing, Inventory, Delivery & Lifecycle Information:

Maxim Integrated:

[DS1833-10](#) [DS1833-10+T&R](#) [DS1833-15](#) [DS1833-15+](#) [DS1833-15+T&R](#) [DS1833-5](#) [DS1833-5+T&R](#) [DS1833-5/T&R](#) [DS1833Z-10](#) [DS1833Z-10/T&R](#) [DS1833Z-15](#) [DS1833Z-15+](#) [DS1833Z-15+T&R](#) [DS1833Z-15+T&R/](#) [DS1833Z-15/T&R](#) [DS1833Z-5](#) [DS1833Z-5+](#) [DS1833Z-5+T&R](#) [DS1833Z-5/T&R](#) [DS1833-10+](#) [DS1833-5+](#) [DS1833Z-10+](#) [DS1833Z-10+T&R](#)