

ORDERING INFORMATION					
PART NO.	AEC-Q101 QUALIFIED	PACKING CODE	GREEN COMPOUND CODE	PACKAGE	PACKING
SS1xx (Note 1)	Prefix "H"	R3	Suffix "G"	SMA	1,800 / 7" Plastic reel
		R2		SMA	7,500 / 13" Paper reel
		M2		SMA	7,500 / 13" Plastic reel
		F3		Folded SMA	1,800 / 7" Plastic reel
		F2		Folded SMA	7,500 / 13" Paper reel
		F4		Folded SMA	7,500 / 13" Plastic reel
	N/A	E3		Clip SMA	1,800 / 7" Plastic reel
		E2		Clip SMA	7,500 / 13" Plastic reel

Note 1: "xx" defines voltage from 20V (SS12) to 150V (SS115)

EXAMPLE					
PREFERRED P/N	PART NO.	AEC-Q101 QUALIFIED	PACKING CODE	GREEN COMPOUND CODE	DESCRIPTION
SS16 R3	SS16		R3		
SS16 R3G	SS16		R3	G	Green compound
SS16HR3	SS16	H	R3		AEC-Q101 qualified

RATINGS AND CHARACTERISTICS CURVES

(TA=25°C unless otherwise noted)

FIG.1 FORWARD CURRENT DERATING CURVE

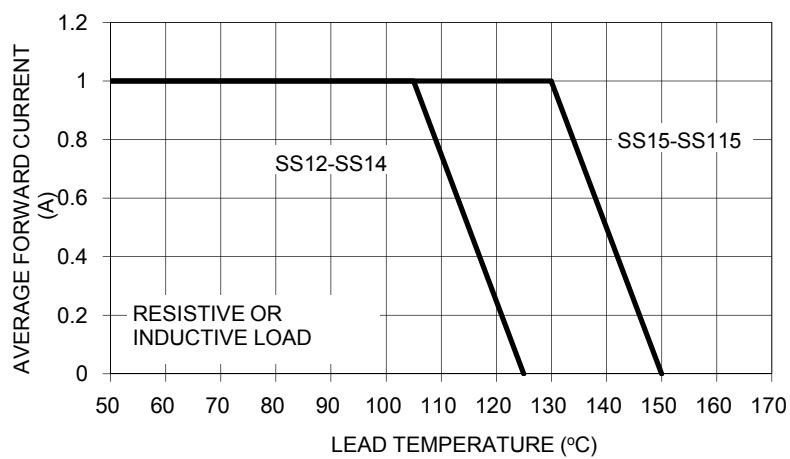


FIG. 2 MAXIMUM NON-REPETITIVE FORWARD SURGE CURRENT

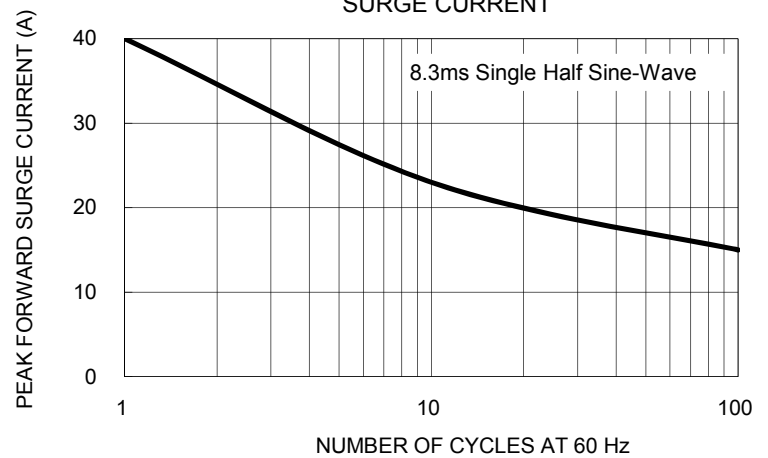


FIG. 3 TYPICAL FORWARD CHARACTERISTICS

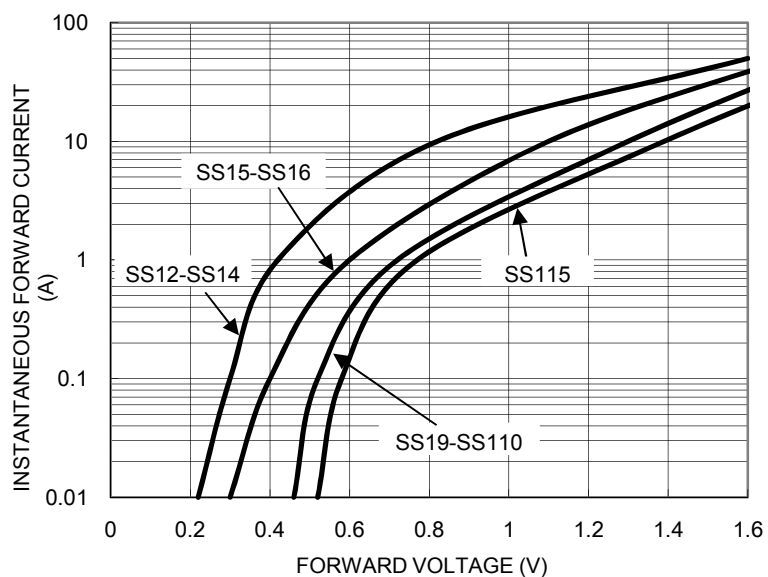


FIG. 4 TYPICAL REVERSE CHARACTERISTICS

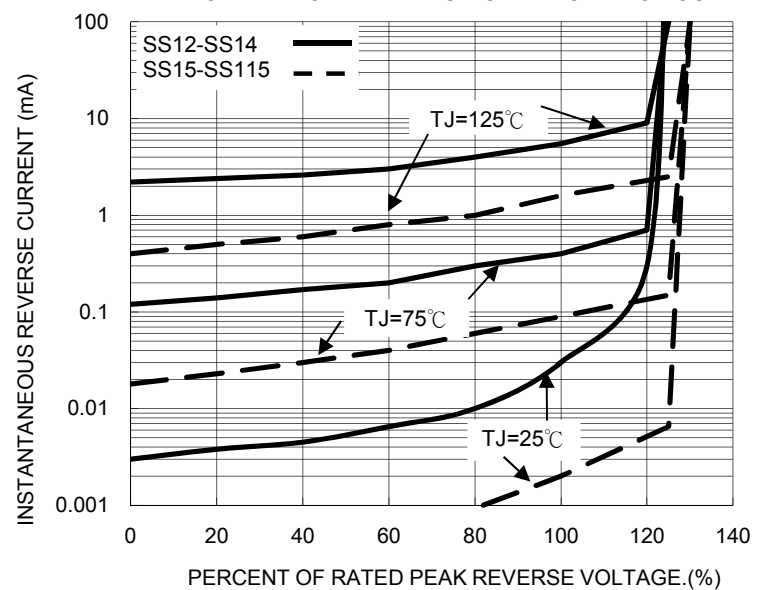


FIG. 5 TYPICAL JUNCTION CAPACITANCE

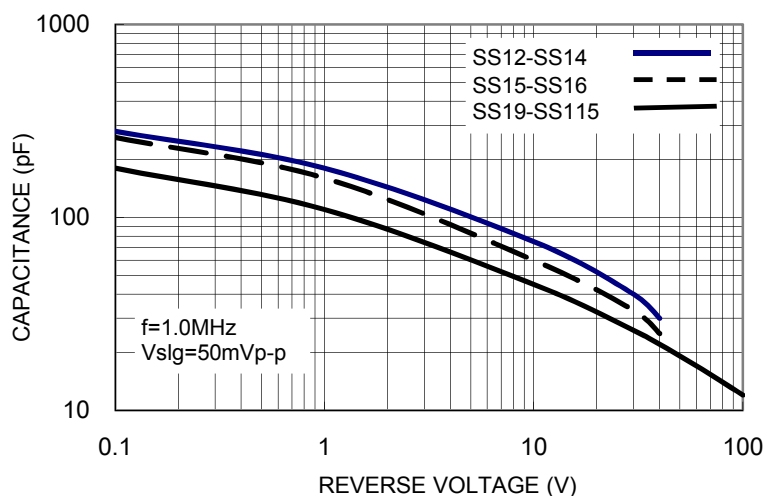
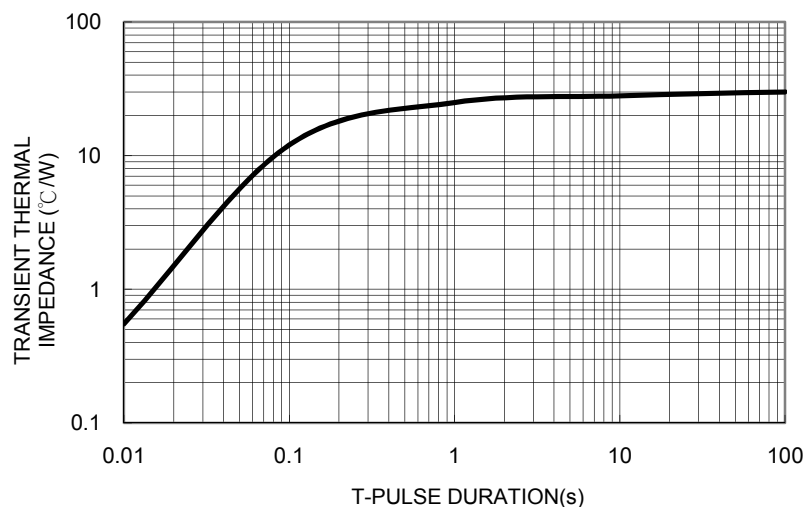
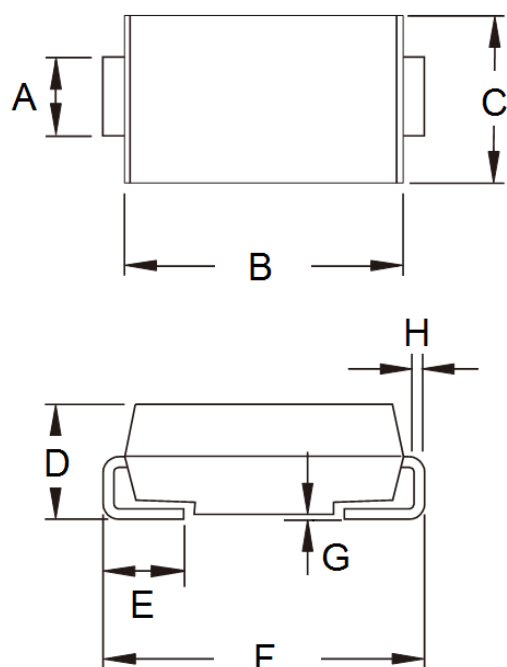


FIG. 6 TYPICAL TRANSIENT THERMAL IMPEDANCE

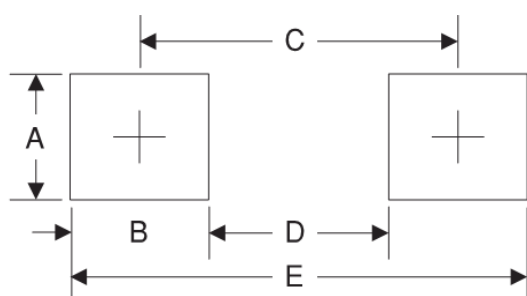


PACKAGE OUTLINE DIMENSIONS



DIM.	Unit (mm)		Unit (inch)	
	Min	Max	Min	Max
A	1.27	1.58	0.050	0.062
B	4.06	4.60	0.160	0.181
C	2.29	2.83	0.090	0.111
D	1.99	2.50	0.078	0.098
E	0.90	1.41	0.035	0.056
F	4.95	5.33	0.195	0.210
G	0.10	0.20	0.004	0.008
H	0.15	0.31	0.006	0.012

SUGGESTED PAD LAYOUT



Symbol	Unit (mm)	Unit (inch)
A	1.68	0.066
B	1.52	0.060
C	3.93	0.155
D	2.41	0.095
E	5.45	0.215

MARKING DIAGRAM



- P/N = Specific Device Code
- G = Green Compound
- YW = Date Code
- F = Factory Code

Notice

Specifications of the products displayed herein are subject to change without notice. TSC or anyone on its behalf, assumes no responsibility or liability for any errors inaccuracies.

Information contained herein is intended to provide a product description only. No license, express or implied, to any intellectual property rights is granted by this document. Except as provided in TSC's terms and conditions of sale for such products, TSC assumes no liability whatsoever, and disclaims any express or implied warranty, relating to sale and/or use of TSC products including liability or warranties relating to fitness for a particular purpose, merchantability, or infringement of any patent, copyright, or other intellectual property right.

The products shown herein are not designed for use in medical, life-saving, or life-sustaining applications. Customers using or selling these products for use in such applications do so at their own risk and agree to fully indemnify TSC for any damages resulting from such improper use or sale.

Mouser Electronics

Authorized Distributor

Click to View Pricing, Inventory, Delivery & Lifecycle Information:

Taiwan Semiconductor:

[SS19HF2](#) [SS14 R3G](#) [SS19 F3](#) [SS110HR3](#) [SS115HR3](#) [SS115HR2](#) [SS16HR2](#) [SS12 R3G](#) [SS14 E3](#) [SS15HF3](#)
[SS19 F3G](#) [SS115HF2](#) [SS16 F3G](#) [SS15HR3](#) [SS115 F3](#) [SS115HF3](#) [SS15 E3](#) [SS115 F3G](#) [SS19HF3](#) [SS15HR2](#)
[SS110HR2](#) [SS19HR2](#) [SS14HF2](#) [SS110 F3G](#) [SS110HF3](#) [SS16HR3](#) [SS16HF3](#) [SS13HF3](#) [SS12HF2](#) [SS115 E3](#)
[SS19 E3](#) [SS15 R3G](#) [SS110 F3](#) [SS13 F3](#) [SS13HF2](#) [SS14HF3](#) [SS12 F3](#) [SS16HF2](#) [SS13HR3](#) [SS13 F3G](#)
[SS12HR3](#) [SS14HR3](#) [SS12HR2](#) [SS15 F3G](#) [SS110 R3G](#) [SS115 R3G](#) [SS14 F3G](#) [SS14 R2](#) [SS14HR2](#) [SS13HR2](#)
[SS12 E2](#) [SS19HR3](#) [SS19 R3G](#) [SS12HF3](#) [SS110 E3](#) [SS110HF2](#) [SS12 F3G](#) [SS15HF2](#) [SS16 R3G](#) [SS110 E2](#)
[SS15 F3](#) [SS13 R3G](#) [SS16 E3](#) [SS15 R3](#) [SS110 R3](#) [SS115 R3](#) [SS12 E3](#) [SS13 E3](#) [SS14 R3](#) [SS19 R3](#) [SS12 M2G](#)
[SS14 M2G](#) [SS16 M2G](#)