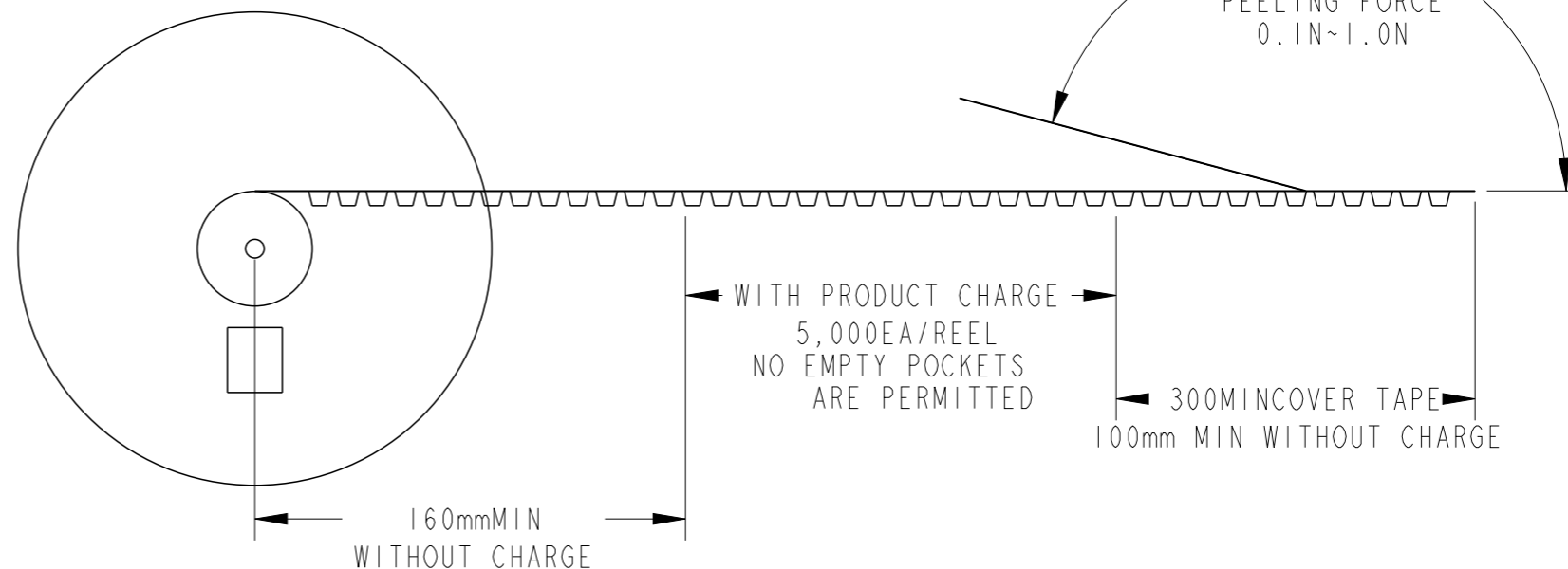
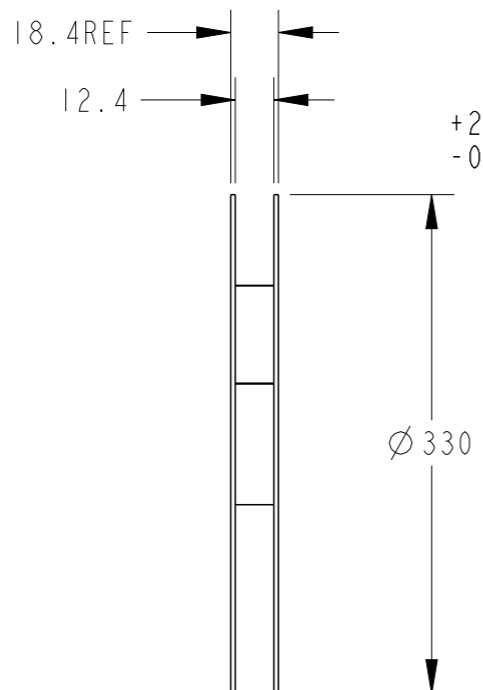
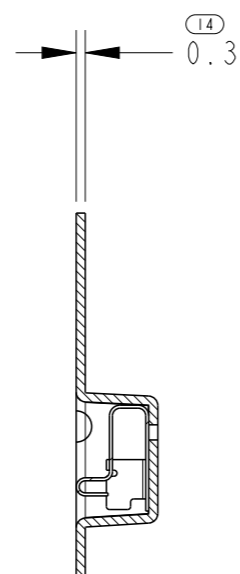
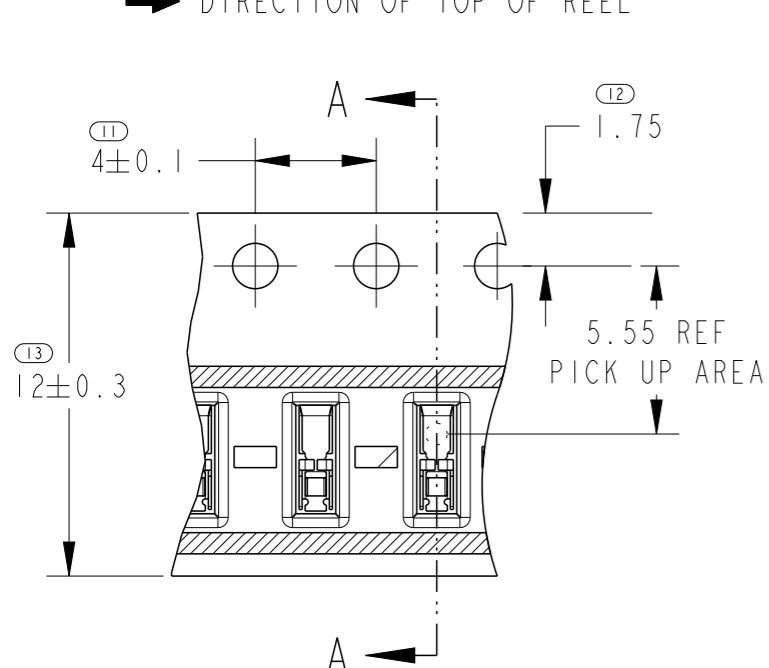


REVISIONS

P	LTR	DESCRIPTION	DATE	DWN	APVD
-	-	SEE SHEET 1	-	-	-



➔ DIRECTION OF TOP OF REEL



SECTION A-A

- 1; AS SHOWN

THIS DRAWING IS A CONTROLLED DOCUMENT.		DWN C. OHASHI 29 JAN 2004	TE Connectivity				
DIMENSIONS: mm		CHK T. KIMURA 06 APR 2004					
TOLERANCES UNLESS OTHERWISE SPECIFIED: ± 0.2		APVD K. IKEGAMI 06 APR 2004	NAME SHIELD FINGER 2411 ANTI OVER STRESS TYPE EMBOSS PACKING				
<ul style="list-style-type: none"> 0 PLC ± 1 PLC ±0.5 2 PLC ±0.13 3 PLC ±0.013 4 PLC ±0.0001 ANGLES ± 		PRODUCT SPEC 108-5967	SIZE A3	CAGE CODE -	DRAWING NO C-1746854	RESTRICTED TO	
MATERIAL SEE NOTE Y		FINISH SEE NOTE Y	APPLICATION SPEC -	WEIGHT 0.01g	SCALE 4:1	SHEET 2 OF 2	REV A3
CUSTOMER DRAWING							

Mouser Electronics

Authorized Distributor

Click to View Pricing, Inventory, Delivery & Lifecycle Information:

[TE Connectivity:](#)

[1746854-1](#)