

Electrical Characteristics (at $T_A=25^\circ\text{C}$, unless otherwise noted)

Parameter	Conditions	Symbol	Min.	Typ.	Max.	Unit
Forward voltage	$I_F = 2\text{A}, T_J = 25^\circ\text{C}$	V_F		1.62	1.7	V
	$I_F = 2\text{A}, T_J = 175^\circ\text{C}$			2.8	3	
Reverse current	$V_R = 1200\text{V}, T_J = 25^\circ\text{C}$	I_R		20	100	μA
	$V_R = 1200\text{V}, T_J = 175^\circ\text{C}$			30	200	
Total capacitive charge	$V_R = 800\text{V}, T_J = 150^\circ\text{C}$ $Q_C = \int_0^{V_R} C(V) dv$	Q_C		12		nC
Total capacitance	$V_R = 0\text{V}, T_J = 25^\circ\text{C}, f = 1\text{MHz}$	C		136	150	pF
	$V_R = 400\text{V}, T_J = 25^\circ\text{C}, f = 1\text{MHz}$			12	13	
	$V_R = 800\text{V}, T_J = 25^\circ\text{C}, f = 1\text{MHz}$			11	12	

RATING AND CHARACTERISTIC CURVES (CDBD2SC21200-G)

Fig.1 - Forward Characteristics

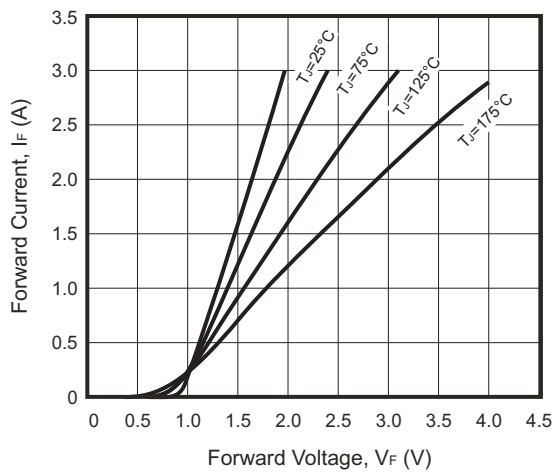


Fig.2 - Reverse Characteristics

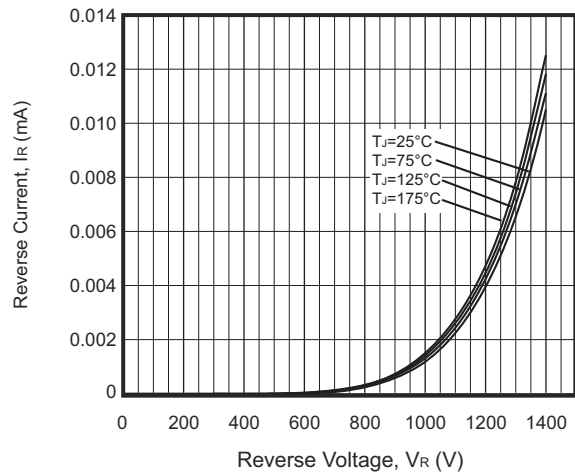


Fig.3 - Current Derating

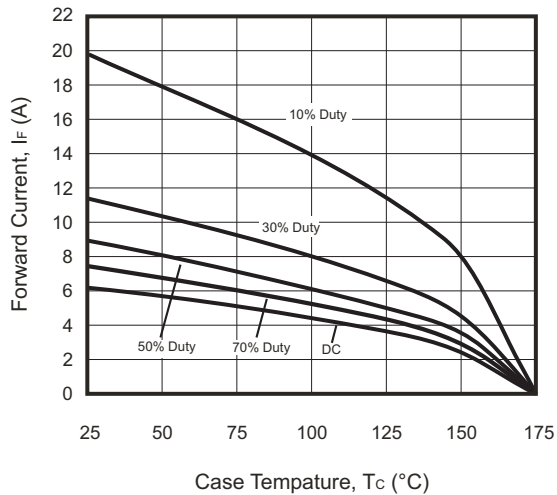
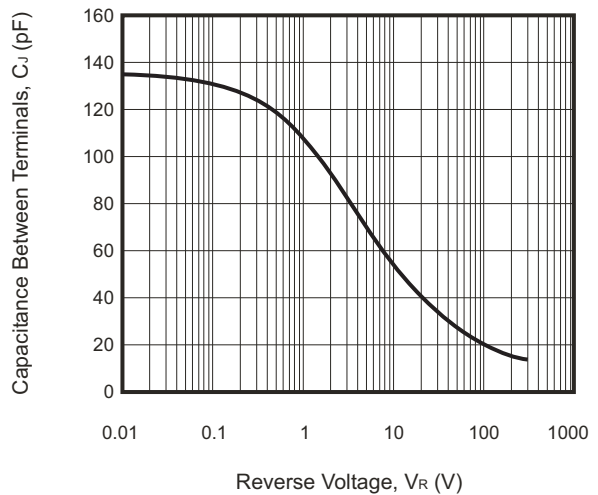


Fig.4 - Capacitance VS. Reverse Voltage



Mouser Electronics

Authorized Distributor

Click to View Pricing, Inventory, Delivery & Lifecycle Information:

[Comchip Technology:](#)

[CDBD2SC21200-G](#)