

RF/Microwave Capacitors

RF/Microwave C0G (NP0) Capacitors

Ultra Low ESR "U" Series, C0G (NP0) Capacitors (RoHS)

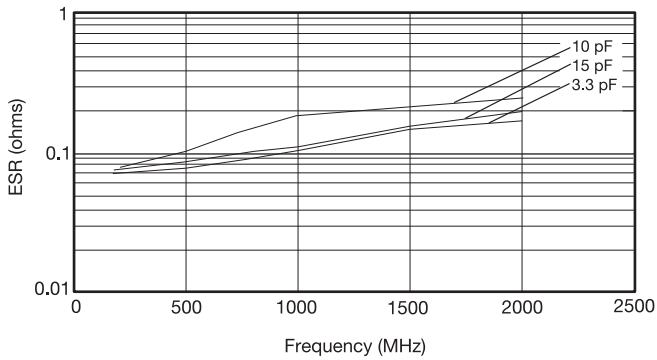


CAPACITANCE RANGE

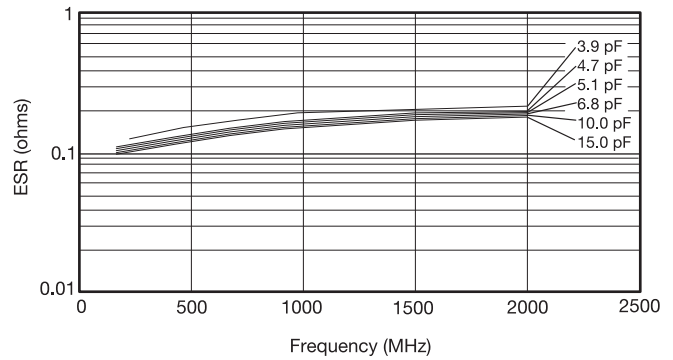
Cap (pF)	Available Tolerance	Size				Cap (pF)	Available Tolerance	Size				Cap (pF)	Available Tolerance	Size				Cap (pF)	Available Tolerance	Size																																																																																																																																																			
		0402	0603	0805	1210			0402	0603	0805	1210			0402	0603	0805	1210			0402	0603	0805	1210																																																																																																																																																
0.2	B,C	50V	N/A	N/A	N/A	1.0	B,C,D	50V	200V	200V	200V	7.5	B,C,J,K,M	50V	200V	200V	200V	100	F,G,J,K,M	N/A	100V	200V	200V	110	F,G,J,K,M	N/A	100V	200V	200V	120	F,G,J,K,M	N/A	50V	200V	200V	130	F,G,J,K,M	N/A	50V	200V	200V	140	F,G,J,K,M	N/A	50V	200V	200V	150	F,G,J,K,M	N/A	50V	200V	200V	160	F,G,J,K,M	N/A	50V	200V	200V	180	F,G,J,K,M	N/A	50V	200V	200V	200	F,G,J,K,M	N/A	50V	200V	200V	220	F,G,J,K,M	N/A	50V	200V	200V	270	F,G,J,K,M	N/A	50V	200V	200V	300	F,G,J,K,M	N/A	50V	200V	200V	330	F,G,J,K,M	N/A	50V	200V	200V	360	F,G,J,K,M	N/A	50V	200V	200V	390	F,G,J,K,M	N/A	50V	200V	200V	430	F,G,J,K,M	N/A	50V	200V	200V	470	F,G,J,K,M	N/A	50V	200V	200V	510	F,G,J,K,M	N/A	50V	200V	200V	560	F,G,J,K,M	N/A	50V	200V	200V	620	F,G,J,K,M	N/A	50V	200V	200V	680	F,G,J,K,M	N/A	50V	200V	200V	750	F,G,J,K,M	N/A	50V	200V	200V	820	F,G,J,K,M	N/A	50V	200V	200V	910	F,G,J,K,M	N/A	50V	200V	200V	1000	F,G,J,K,M	N/A	50V	200V	200V

ULTRA LOW ESR, "U" SERIES

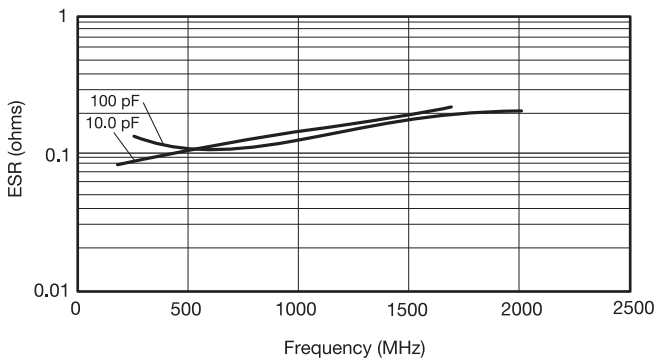
TYPICAL ESR vs. FREQUENCY
0402 "U" SERIES



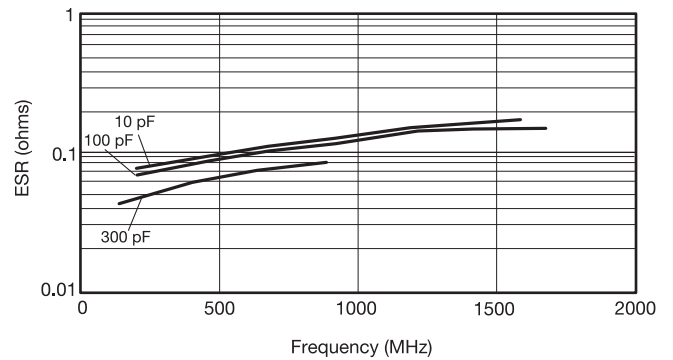
TYPICAL ESR vs. FREQUENCY
0603 "U" SERIES



TYPICAL ESR vs. FREQUENCY
0805 "U" SERIES



TYPICAL ESR vs. FREQUENCY
1210 "U" SERIES



ESR Measured on the Boonton 34A



The Important Information/Disclaimer is incorporated in the catalog where these specifications came from or available online at www.avx.com/disclaimer/ by reference and should be reviewed in full before placing any order.

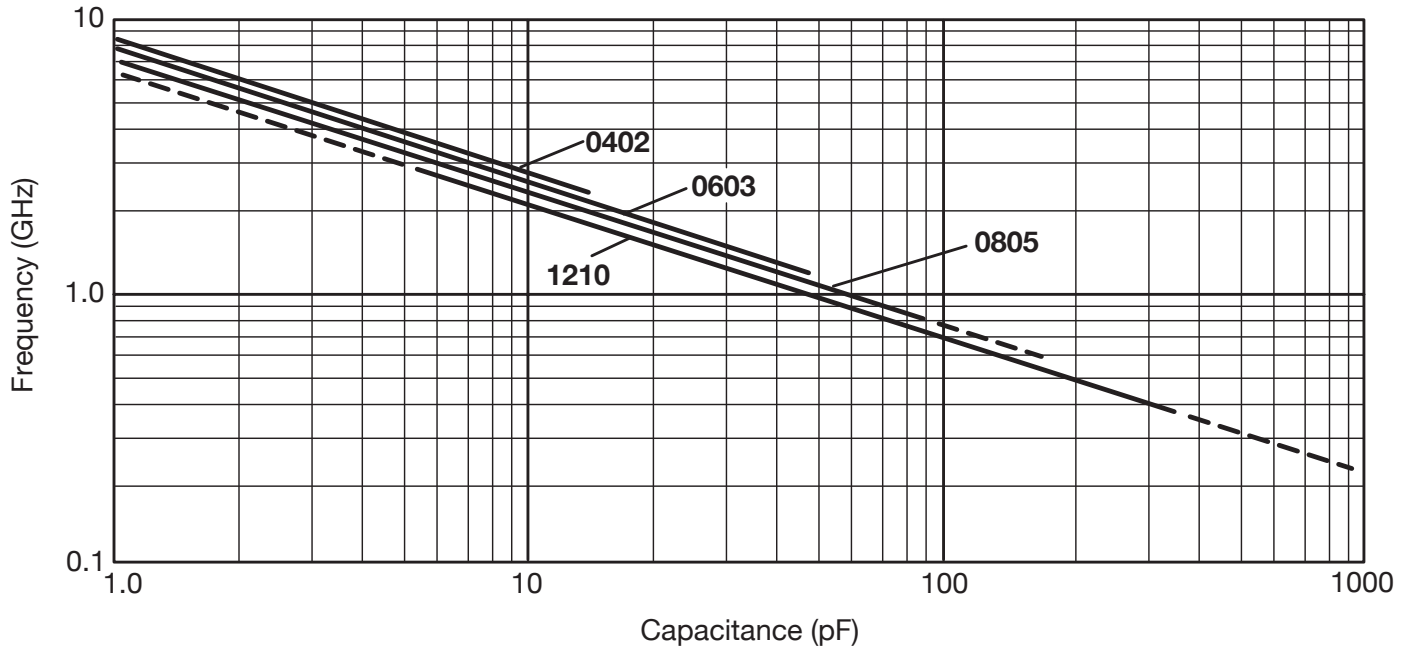
RF/Microwave Capacitors

RF/Microwave C0G (NP0) Capacitors

Ultra Low ESR "U" Series, C0G (NP0) Capacitors (RoHS)



TYPICAL SERIES RESONANT FREQUENCY "U" SERIES CHIP



RF/Microwave Capacitors

RF/Microwave C0G (NP0) Capacitors

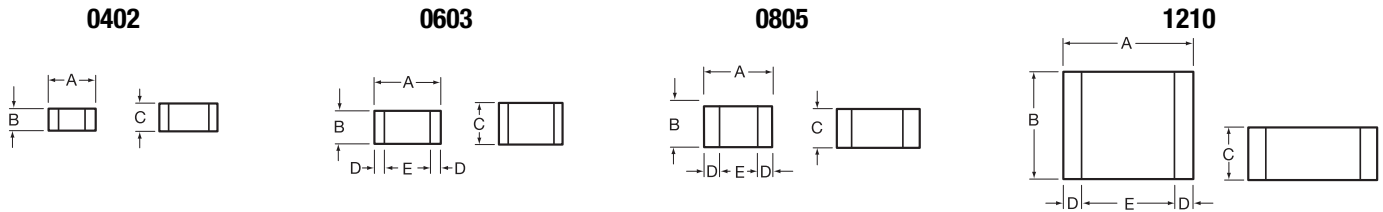
Ultra Low ESR "U" Series, C0G (NP0) Capacitors (Sn/Pb)



GENERAL INFORMATION

"U" Series capacitors are C0G (NP0) chip capacitors specially designed for "Ultra" low ESR for applications in the communications market. Max ESR and effective capacitance are met on each value producing lot to lot uniformity. Sizes available are EIA chip sizes 0603, 0805, and 1210.

DIMENSIONS: inches (millimeters)



Size	A	B	C	D	E
0402	0.039±0.004 (1.00±0.1)	0.020±0.004 (0.50±0.1)	0.024 (0.6) max	0.010 ± 0.006 (0.25 ± 0.15)	0.014 (0.36) min
0603	0.060±0.010 (1.52±0.25)	0.030±0.010 (0.76±0.25)	0.036 (0.91) max	0.010±0.005 (0.25±0.13)	0.030 (0.76) min
0805	0.079±0.008 (2.01±0.2)	0.049±0.008 (1.25±0.2)	0.045 (1.15mm) max	0.020±0.010 (0.51±0.254)	0.020 (0.51) min
1210	0.126±0.008 (3.2±0.2)	0.098±0.008 (2.49±0.2)	0.055 (1.40mm) max	0.025±0.015 (0.635±0.381)	0.040 (1.02) min

HOW TO ORDER

<p>LD05</p> <p>Case Size LD02 = 0402 LD03 = 0603 LD05 = 0805 LD10 = 1210</p>	<p>1</p> <p>Voltage Code 3 = 25V 5 = 50V 1 = 100V 2 = 200V</p>	<p>U</p> <p>Dielectric = Ultra Low ESR</p>	<p>100</p> <p>Capacitance EIA Capacitance Code in pF. First two digits = significant figures or "R" for decimal place. Third digit = number of zeros or after "R" significant figures.</p>	<p>J</p> <p>Capacitance Tolerance Code B = ±0.1pF C = ±0.25pF D = ±0.5pF F = ±1% G = ±2% J = ±5% K = ±10% M = ±20%</p>	<p>A</p> <p>Failure Rate Code A = Not Applicable</p>	<p>B</p> <p>Termination B = 5% min lead</p>	<p>2</p> <p>Packaging Code 2 = 7" Reel 4 = 13" Reel 9 = Bulk</p>	<p>A</p> <p>Special Code A = Standard</p>
---	---	---	---	---	---	--	---	--

Not RoHS Compliant

ELECTRICAL CHARACTERISTICS

Capacitance Values and Tolerances:

Size 0402 - 0.2 pF to 22 pF @ 1 MHz
 Size 0603 - 1.0 pF to 100 pF @ 1 MHz
 Size 0805 - 1.6 pF to 160 pF @ 1 MHz
 Size 1210 - 2.4 pF to 1000 pF @ 1 MHz

Temperature Coefficient of Capacitance (TC):

0±30 ppm/°C (-55° to +125°C)

Insulation Resistance (IR):

10¹² Ω min. @ 25°C and rated WVDC
 10¹¹ Ω min. @ 125°C and rated WVDC

Working Voltage (WVDC):

Size	Working Voltage
0402	- 50, 25 WVDC
0603	- 200, 100, 50 WVDC
0805	- 200, 100 WVDC
1210	- 200, 100 WVDC

Dielectric Working Voltage (DWV):

250% of rated WVDC

Equivalent Series Resistance Typical (ESR):

040 - See Performance Curve, page 306
 0603 - See Performance Curve, page 306
 0805 - See Performance Curve, page 306
 1210 - See Performance Curve, page 306

Marking:

Laser marking EIA J marking standard (except 0603) (capacitance code and tolerance upon request).

Military Specifications

Meets or exceeds the requirements of MIL-C-55681



The Important Information/Disclaimer is incorporated in the catalog where these specifications came from or available online at www.avx.com/disclaimer/ by reference and should be reviewed in full before placing any order.

RF/Microwave Capacitors

RF/Microwave C0G (NP0) Capacitors

Ultra Low ESR "U" Series, C0G (NP0) Capacitors (Sn/Pb)



CAPACITANCE RANGE

Cap (pF)	Available Tolerance	Size			
		LD02	LD03	LD05	LD10
0.2	B,C	50V	N/A	N/A	N/A
0.3	↓	↓	↓	↓	↓
0.4	↓	↓	↓	↓	↓
0.5	B,C	↓	↓	↓	↓
0.6	B,C,D	↓	↓	↓	↓
0.7	↓	↓	↓	↓	↓
0.8	↓	↓	↓	↓	↓
0.9	B,C,D	↓	↓	↓	↓

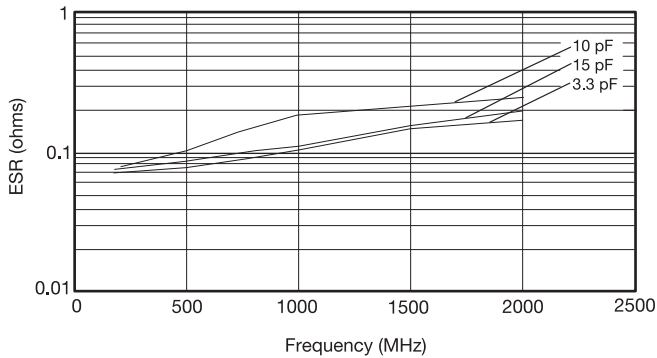
Cap (pF)	Available Tolerance	Size			
		LD02	LD03	LD05	LD10
1.0	B,C,D	50V	200V	200V	200V
1.1	↓	↓	↓	↓	↓
1.2	↓	↓	↓	↓	↓
1.3	↓	↓	↓	↓	↓
1.4	↓	↓	↓	↓	↓
1.5	↓	↓	↓	↓	↓
1.6	↓	↓	↓	↓	↓
1.7	↓	↓	↓	↓	↓
1.8	↓	↓	↓	↓	↓
1.9	↓	↓	↓	↓	↓
2.0	↓	↓	↓	↓	↓
2.1	↓	↓	↓	↓	↓
2.2	↓	↓	↓	↓	↓
2.4	↓	↓	↓	↓	↓
2.7	↓	↓	↓	↓	↓
3.0	↓	↓	↓	↓	↓
3.3	↓	↓	↓	↓	↓
3.6	↓	↓	↓	↓	↓
3.9	↓	↓	↓	↓	↓
4.3	↓	↓	↓	↓	↓
4.7	↓	↓	↓	↓	↓
5.1	↓	↓	↓	↓	↓
5.6	↓	↓	↓	↓	↓
6.2	↓	↓	↓	↓	↓
6.8	B,C,D	↓	↓	↓	↓
	B,C,J,K,M	↓	↓	↓	↓

Cap (pF)	Available Tolerance	Size			
		LD02	LD03	LD05	LD10
7.5	B,C,J,K,M	50V	200V	200V	200V
8.2	↓	↓	↓	↓	↓
9.1	B,C,J,K,M	↓	↓	↓	↓
10	F,G,J,K,M	↓	↓	↓	↓
11	↓	↓	↓	↓	↓
12	↓	↓	↓	↓	↓
13	↓	↓	↓	↓	↓
15	↓	↓	↓	↓	↓
18	↓	↓	↓	↓	↓
20	↓	↓	↓	↓	↓
22	↓	↓	↓	↓	↓
24	↓	↓	↓	↓	↓
27	↓	↓	↓	↓	↓
30	↓	↓	↓	↓	↓
33	↓	↓	↓	↓	↓
36	↓	↓	↓	↓	↓
39	↓	↓	↓	↓	↓
43	↓	↓	↓	↓	↓
47	↓	↓	↓	↓	↓
51	↓	↓	↓	↓	↓
56	↓	↓	↓	↓	↓
68	↓	↓	↓	↓	↓
75	↓	↓	↓	↓	↓
82	↓	↓	↓	↓	↓
91	↓	↓	↓	↓	↓

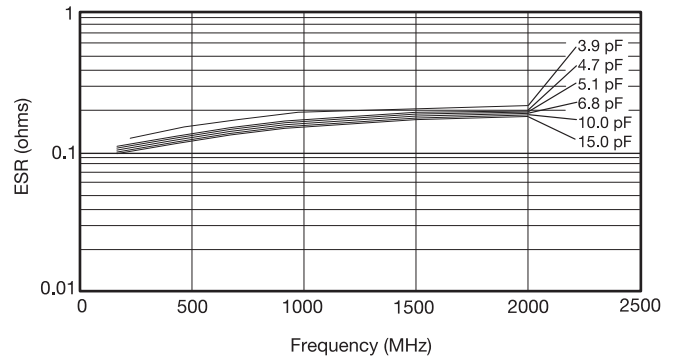
Cap (pF)	Available Tolerance	Size			
		LD02	LD03	LD05	LD10
100	F,G,J,K,M	N/A	100V	200V	200V
110	↓	↓	↓	↓	↓
120	↓	↓	↓	↓	↓
130	↓	↓	↓	↓	↓
140	↓	↓	↓	↓	↓
150	↓	↓	↓	↓	↓
160	↓	↓	↓	↓	↓
180	↓	↓	↓	↓	↓
200	↓	↓	↓	↓	↓
220	↓	↓	↓	↓	↓
270	↓	↓	↓	↓	↓
300	↓	↓	↓	↓	↓
330	↓	↓	↓	↓	↓
360	↓	↓	↓	↓	↓
390	↓	↓	↓	↓	↓
430	↓	↓	↓	↓	↓
470	↓	↓	↓	↓	↓
510	↓	↓	↓	↓	↓
560	↓	↓	↓	↓	↓
620	↓	↓	↓	↓	↓
680	↓	↓	↓	↓	↓
750	↓	↓	↓	↓	↓
820	↓	↓	↓	↓	↓
910	↓	↓	↓	↓	↓
1000	F,G,J,K,M	↓	↓	↓	↓

ULTRA LOW ESR, "U" SERIES

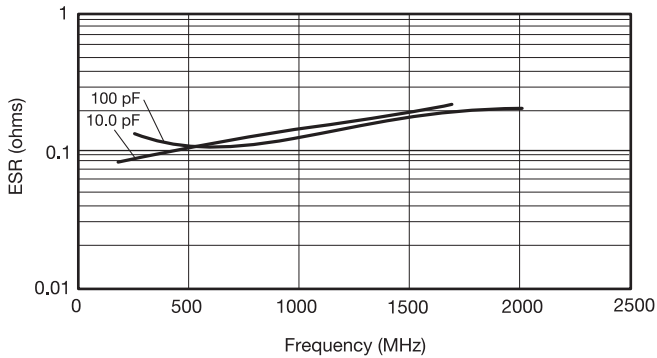
TYPICAL ESR vs. FREQUENCY
0402 "U" SERIES



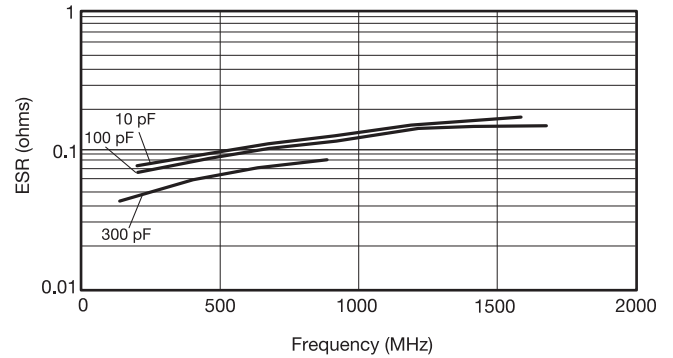
TYPICAL ESR vs. FREQUENCY
0603 "U" SERIES



TYPICAL ESR vs. FREQUENCY
0805 "U" SERIES



TYPICAL ESR vs. FREQUENCY
1210 "U" SERIES



ESR Measured on the Boonton 34A

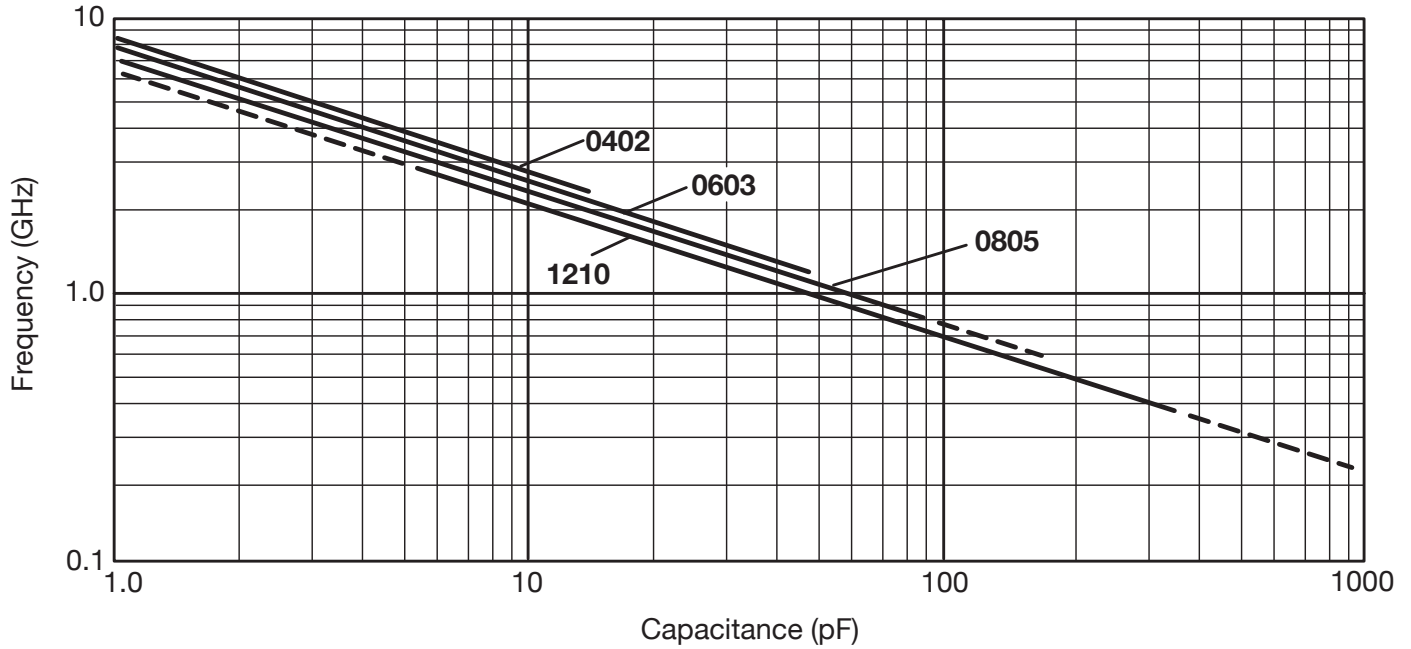
RF/Microwave Capacitors

RF/Microwave C0G (NP0) Capacitors

Ultra Low ESR "U" Series, C0G (NP0) Capacitors (Sn/Pb)



TYPICAL SERIES RESONANT FREQUENCY "U" SERIES CHIP



RF/Microwave Capacitors

RF/Microwave C0G (NP0) Capacitors

Ultra Low ESR "U" Series, C0G (NP0) Capacitors (RoHS)

Automotive, AEC Q200 Qualified



GENERAL INFORMATION

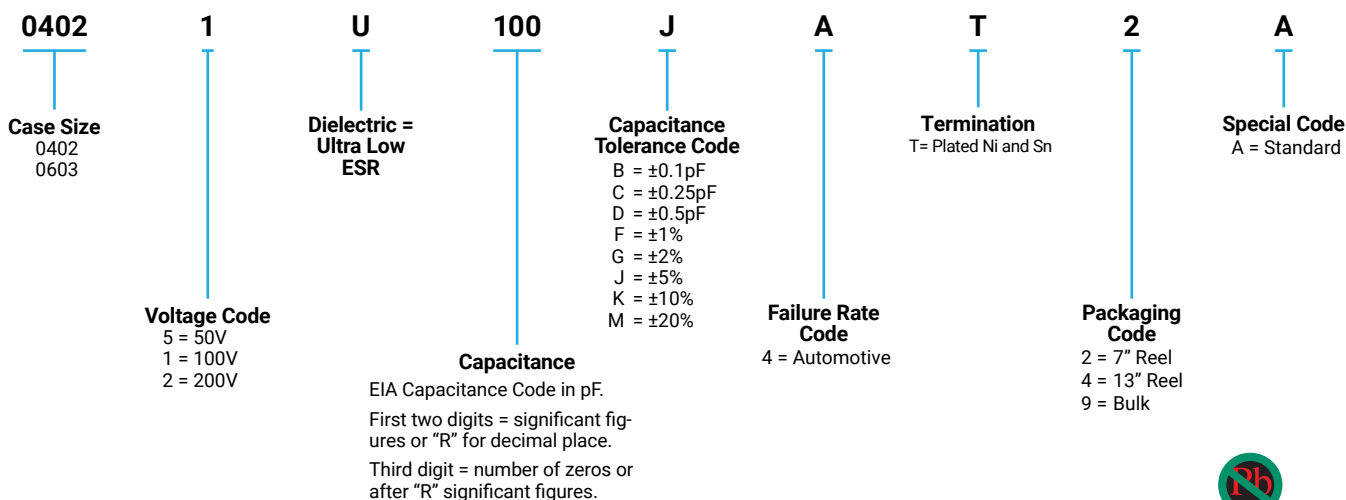
Automotive "U" Series capacitors are C0G (NP0) chip capacitors specially designed for "Ultra" low ESR for applications in the automotive market. Max ESR and effective capacitance are met on each value producing lot to lot uniformity. Sizes available are EIA chip sizes 0402 and 0603.

DIMENSIONS: inches (millimeters)



inches (mm)					
Size	A	B	C	D	E
0402	0.039±0.004 (1.00±0.1)	0.020±0.004 (0.50±0.1)	0.024 max (0.6)	N/A	N/A
0603	0.060±0.010 (1.52±0.25)	0.030±0.010 (0.76±0.25)	0.036 max (0.91)	0.010±0.005 (0.25±0.13)	0.030 min (0.76)

HOW TO ORDER



ELECTRICAL CHARACTERISTICS

Capacitance Values and Tolerances:

Size 0402 - 0.2 pF to 22 pF @ 1 MHz
Size 0603 - 1.0 pF to 100 pF @ 1 MHz

Temperature Coefficient of Capacitance (TC):

0±30 ppm/°C (-55° to +125°C)

Insulation Resistance (IR):

10¹² Ω min. @ 25°C and rated WVDC
10¹¹ Ω min. @ 125°C and rated WVDC

Working Voltage (WVDC):

Size	Working Voltage
0402	- 100, 50, 25 WVDC
0603	- 200, 100, 50 WVDC

Dielectric Working Voltage (DWV):

250% of rated WVDC

Equivalent Series Resistance Typical (ESR):

0402	-	See Performance Curve, page 303
0603	-	See Performance Curve, page 303

Automotive Specifications

Meets or exceeds the requirements of AEC Q200



LEAD-FREE
LEAD-FREE COMPATIBLE
COMPONENT



RoHS
COMPLIANT

RF/Microwave Capacitors

RF/Microwave C0G (NP0) Capacitors

Ultra Low ESR "U" Series, C0G (NP0) Capacitors (RoHS)

Automotive, AEC Q200 Qualified



CAPACITANCE RANGE

Cap (pF)	Available Tolerance	Size 0402	Size 0603
0.2	B,C	50V	N/A
0.3			
0.4			
0.5	B,C		
0.6	B,C,D		
0.7			
0.8			
0.9	B,C,D		

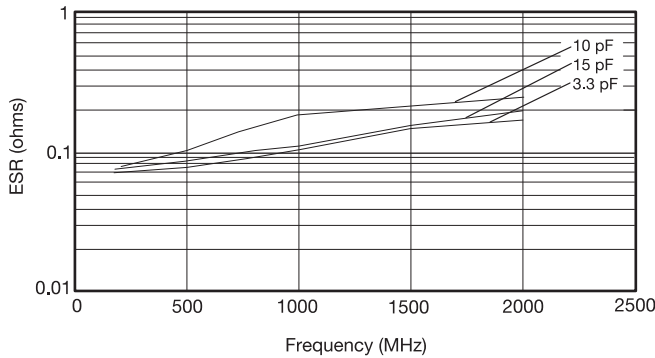
Cap (pF)	Available Tolerance	Size 0402	Size 0603
1.0	B,C,D	50V	200V
1.1			
1.2			
1.3			
1.4			
1.5			
1.6			
1.7			
1.8			
1.9			
2.0			
2.1			
2.2			
2.4			
2.7			
3.0			
3.3			
3.6			
3.9			
4.3			
4.7			
5.1			
5.6			
6.2	B,C,D		
6.8	B,C,J,K,M		

Cap (pF)	Available Tolerance	Size 0402	Size 0603
7.5	B,C,J,K,M	50V	200V
8.2			
9.1	B,C,J,K,M		
10	FG,J,K,M		
11			
12			
13			
15			
18			
20			200V
22			100V
24			
27			
30		50V	
33		N/A	
36			
39			
43			
47			
51			
56			
68			
75			
82			
91			

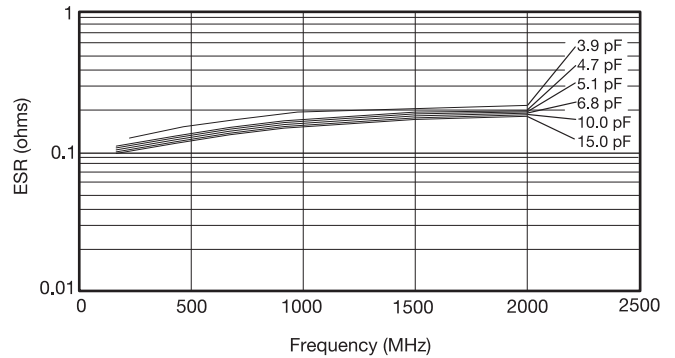
Cap (pF)	Available Tolerance	Size 0402	Size 0603
100	FG,J,K,M	N/A	100V
110			50V
120			50V
130			N/A
140			
150			
160			
180			
200			
220			
270			
300			
330			
360			
390			
430			
470			
510			
560			
620			
680			
750			
820			
910			
1000	FG,J,K,M		

ULTRA LOW ESR, "U" SERIES

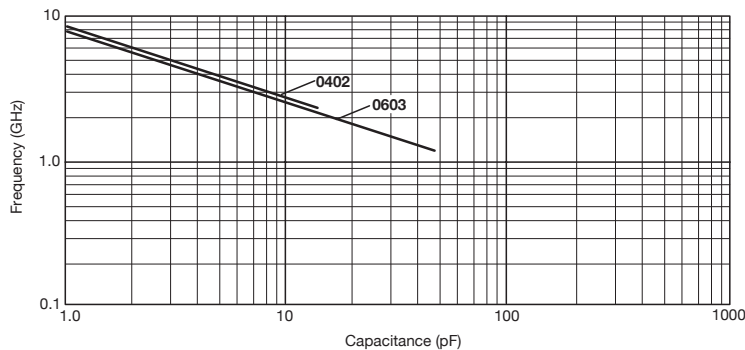
TYPICAL ESR vs. FREQUENCY
0402 "U" SERIES



TYPICAL ESR vs. FREQUENCY
0603 "U" SERIES



TYPICAL
SERIES RESONANT FREQUENCY
"U" SERIES CHIP



0402

Kit 5000 UZ			
Cap. Value PF	Tolerance	Cap. Value pF	Tolerance
0.5	B (±0.1pF)	4.7	B (± 0.1pF)
1.0		5.6	
1.5		6.8	
1.8		8.2	
2.2		10.0	J (±5%)
2.4		12.0	
3.0		15.0	
3.6			

***25 each of 15 values

0603

Kit 4000 UZ			
Cap. Value PF	Tolerance	Cap. Value pF	Tolerance
1.0	B (±0.1pF)	6.8	B (±0.1pF)
1.2		7.5	
1.5		8.2	
1.8		10.0	J (±5%)
2.0		12.0	
2.4		15.0	
2.7		18.0	
3.0		22.0	
3.3		27.0	
3.9		33.0	
4.7		39.0	
5.6		47.0	

***25 each of 24 values

0805

Kit 3000 UZ				
Cap. Value PF	Tolerance	Cap. Value pF	Tolerance	
1.0	B (±0.1pF)	15.0	J (±5%)	
1.5		18.0		
2.2		22.0		
2.4		24.0		
2.7		27.0		
3.0		33.0		
3.3		36.0		
3.9		39.0		
4.7		47.0		
5.6		56.0		
7.5		68.0		
8.2		82.0		
10.0		J (±5%)		100.0
12.0				130.0

***25 each of 30 values

1210

Kit 3500 UZ				
Cap. Value PF	Tolerance	Cap. Value pF	Tolerance	
2.2	B (±0.1pF)	36.0	J (±5%)	
2.7		39.0		
4.7		47.0		
5.1		51.0		
6.8		56.0		
8.2		68.0		
9.1		82.0		
10.0		J (± 5%)		100.0
13.0				120.0
15.0	130.0			
18.0	240.0			
20.0	300.0			
24.0	390.0			
27.0	470.0			
30.0	680.0			

***25 each of 30 values

Mouser Electronics

Authorized Distributor

Click to View Pricing, Inventory, Delivery & Lifecycle Information:

AVX:

[08051U101GAJ2A](#) [08052U470FA12A](#) [08052U330FA12A](#) [08052U4R7BA12A](#) [08052U3R3BA12A](#) [08052U180FA12A](#)
[08055U120GAJ2A](#)

Kyocera AVX:

[12101U2R0CAT2A](#) [12101U3R3CAT2A](#) [12101U5R6BAT2A](#) [12101U8R2CAT2A](#) [06032U5R6CAT2A](#)
[06032U6R8BAT2A](#) [06032U8R2BAT2A](#) [06032U8R2CAT2A](#) [06035U200GAT2A](#) [06035U3R3BAT2A](#)
[08051U100CAT2A](#) [08051U100JAT2A](#) [08051U1R0BAT2A](#) [08051U1R0BATME](#) [08051U1R2BAT2A](#)
[08051U1R5CAT2A](#) [08051U270JAT2A](#) [08051U2R4BAT2A](#) [08051U3R0BAT2A](#) [08051U470GAT2A](#) [08051U910FAT2A](#)
[08052U150GAT2A](#) [04023U200JAT2A](#) [06031U470FAT2A](#) [06031U220FAT2A](#) [08052U270GAT2A](#)
[08052U4R7BAT2A](#) [08051U1R2CAT2A](#) [04023U4R7BAT2A](#) [08052U150JAT2A](#) [08051U1R8CAT2A](#)
[08052U680GAT2A](#) [06032U1R5BAT2A](#) [06035U390JAT2A](#) [08051U100FAT2A](#) [08051U101JAT2A](#) [08051U101FAT2A](#)
[08051U101GAT2A](#) [08051U101KAT2A](#) [08052U510GAT2A](#) [08051U151KAT2A](#) [04025U1R8BAT2A](#) [08051U150JAT2A](#)
[08052U820GAT2A](#) [04023U5R6BAT2A](#) [06032U3R3CAT2A](#) [08051U2R7BAT2A](#) [08052U180GAT2A](#)
[06035U100FAT2A](#) [06035U2R0BAT2A](#) [06032U4R7CAT2A](#) [06035U100JAT2A](#) [08051U151GAT2A](#) [08055U130GAT2A](#)
[06031U3R6DAT9A](#) [08051U620FAT2A](#) [08051U150FAT2A](#) [08051U120FAT2A](#) [08051U820FAT2A](#) [12102U560JAT2A](#)
[08051U470FAT2A](#) [08051U510FAT2A](#) [08051U9R1BAT2A](#) [04023U2R0BAT2A](#) [06035U820JAT2A](#)
[04025U3R9BAT2A](#) [08052U390GAT2A](#) [08051U151FAT2A](#) [06031U360GAT9A](#) [06031U300GAT9A](#) [06031U270GAT9A](#)
[06031U220GAT9A](#) [06031U470GAT9A](#) [08052U750GAT2A](#) [04023U0R3BAT2A](#) [04023U0R4BAT2A](#)
[04023U0R7BAT2A](#) [04023U100FAT2A](#) [04023U110FAT2A](#) [04023U1R1BAT2A](#) [04023U1R1CAT2A](#) [04023U1R3BAT2A](#)
[04023U1R3CAT2A](#) [04023U1R4BAT2A](#) [04023U1R7BAT2A](#) [04023U1R8CAT2A](#) [04023U1R9BAT2A](#)
[04023U2R1BAT2A](#) [04023U2R4BAT2A](#) [04023U3R6CAT2A](#) [04025U0R6BAT2A](#) [04025U0R8BAT2A](#)
[04025U0R9BAT2A](#) [04025U100JAT2A](#) [04025U110FAT2A](#) [04025U110JAT2A](#) [04025U120JAT2A](#) [04025U150GAT2A](#)
[04025U150JAT2A](#) [04025U180GAT2A](#)