

# 1N582x

## THERMAL RESISTANCES

Symbol	Parameter		Value	Unit
$R_{th(j-a)}$	Junction to ambient	Lead length = 10 mm	80	$^{\circ}C/W$
$R_{th(j-l)}$	Junction to lead	Lead length = 10 mm	25	$^{\circ}C/W$

## STATIC ELECTRICAL CHARACTERISTICS

Symbol	Parameter	Tests Conditions		1N5820	1N5821	1N5822	Unit
$I_R^*$	Reverse leakage current	$T_j = 25^{\circ}C$	$V_R = V_{RRM}$	2	2	2	mA
		$T_j = 100^{\circ}C$		20	20	20	mA
$V_F^*$	Forward voltage drop	$T_j = 25^{\circ}C$	$I_F = 3 A$	0.475	0.5	0.525	V
		$T_j = 25^{\circ}C$	$I_F = 9.4 A$	0.85	0.9	0.95	V

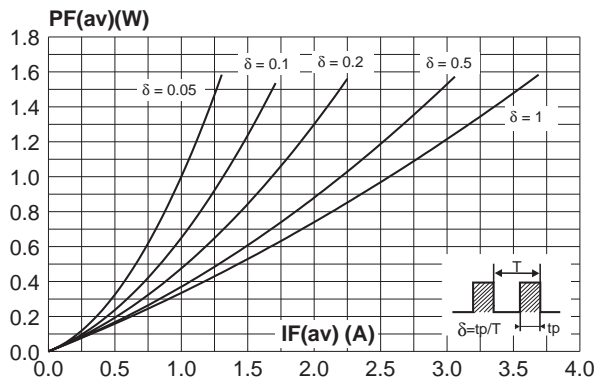
Pulse test : \*  $t_p = 380 \mu s$ ,  $\delta < 2\%$

To evaluate the conduction losses use the following equations :

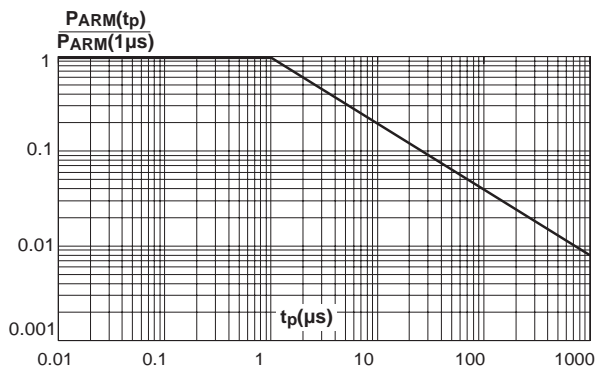
$$P = 0.33 \times I_{F(AV)} + 0.035 I_{F(RMS)}^2 \text{ for } 1N5820 / 1N5821$$

$$P = 0.33 \times I_{F(AV)} + 0.060 I_{F(RMS)}^2 \text{ for } 1N5822$$

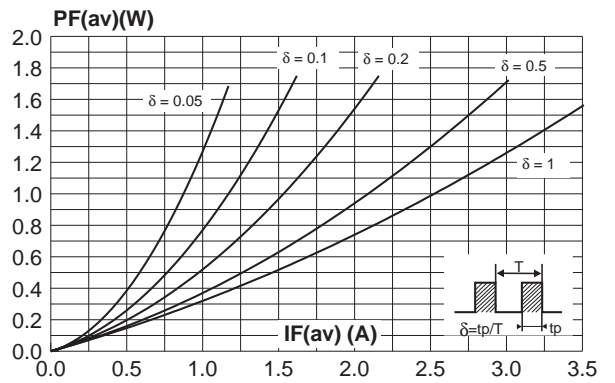
**Fig. 1:** Average forward power dissipation versus average forward current (1N5820/1N5821).



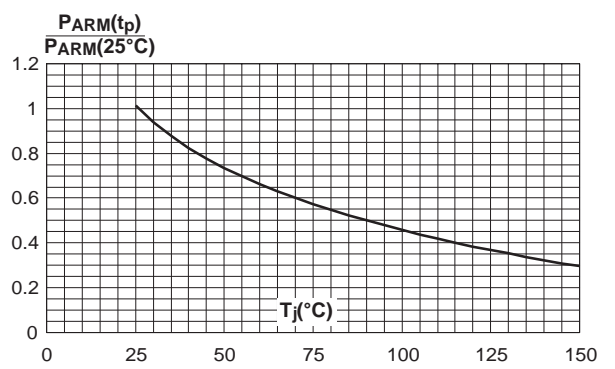
**Fig. 3:** Normalized avalanche power derating versus pulse duration.



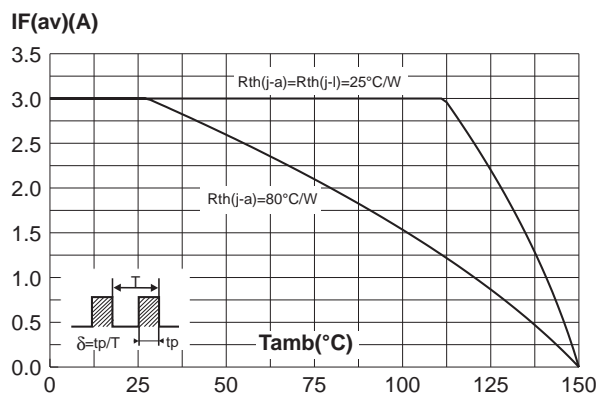
**Fig. 2:** Average forward power dissipation versus average forward current (1N5822).



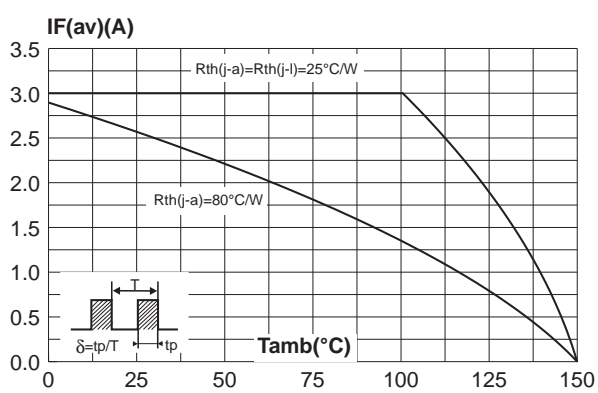
**Fig. 4:** Normalized avalanche power derating versus junction temperature.



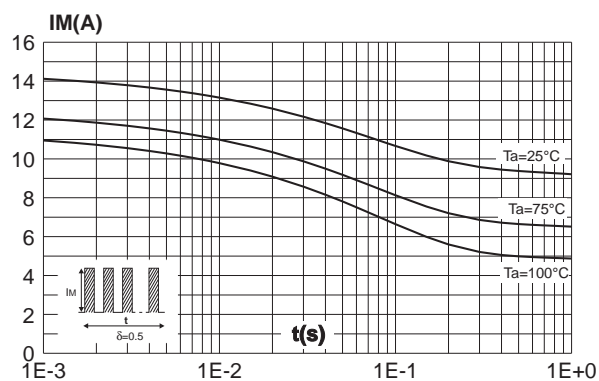
**Fig. 5-1:** Average forward current versus ambient temperature ( $\delta=0.5$ ) (1N5820/1N5821).



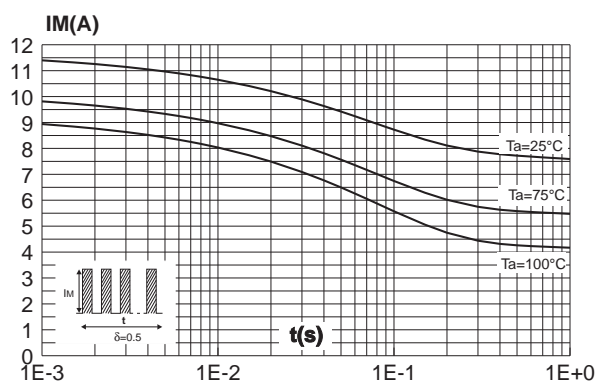
**Fig. 5-2:** Average forward current versus ambient temperature ( $\delta=0.5$ ) (1N5822).



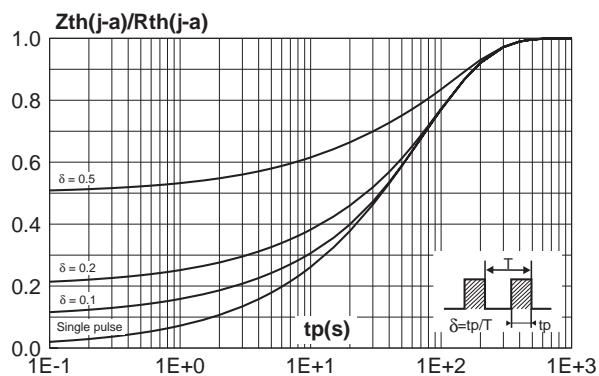
**Fig. 6-1:** Non repetitive surge peak forward current versus overload duration (maximum values) (1N5820/1N5821).



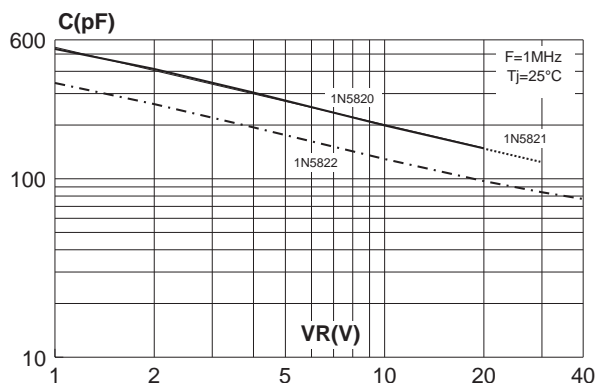
**Fig. 6-2:** Non repetitive surge peak forward current versus overload duration (maximum values) (1N5822).



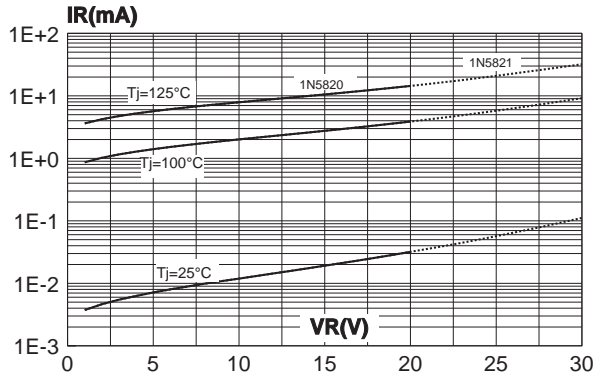
**Fig. 7:** Relative variation of thermal impedance junction to ambient versus pulse duration (epoxy printed circuit board,  $e(\text{Cu})=35\text{mm}$ , recommended pad layout).



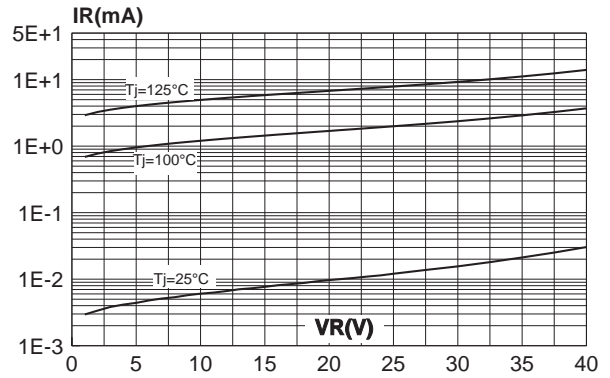
**Fig. 8:** Junction capacitance versus reverse voltage applied (typical values).



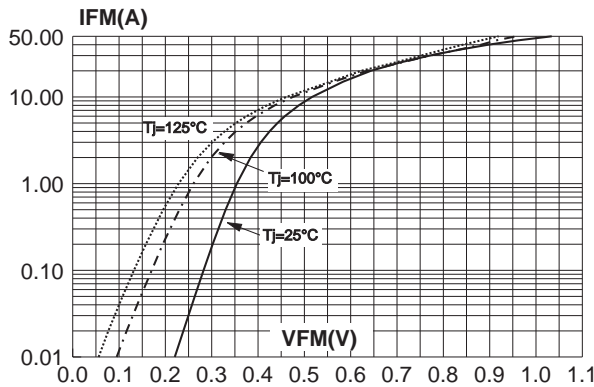
**Fig. 9-1:** Reverse leakage current versus reverse voltage applied (typical values) (1N5820/1N5821).



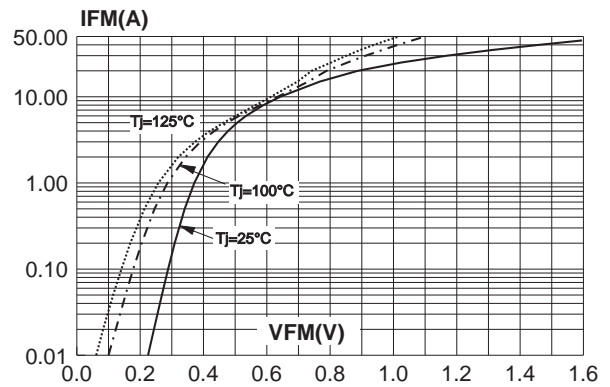
**Fig. 9-2:** Reverse leakage current versus reverse voltage applied (typical values) (1N5822).



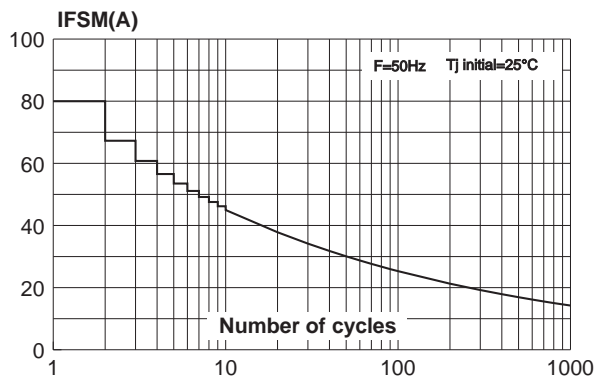
**Fig. 10-1:** Forward voltage drop versus forward current (typical values) (1N5820/1N5821).



**Fig. 10-2:** Forward voltage drop versus forward current (typical values) (1N5822).

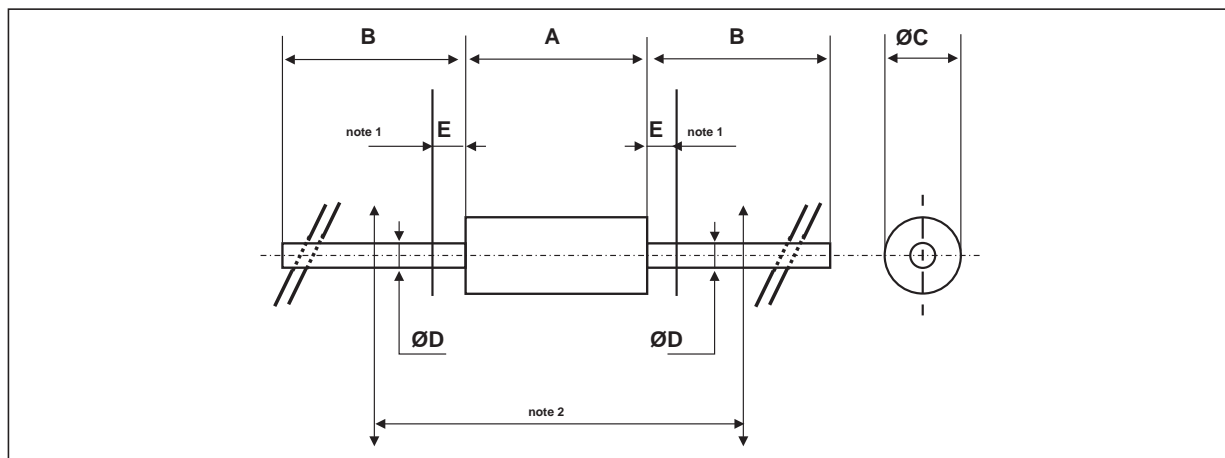


**Fig. 11:** Non repetitive surge peak forward current versus number of cycles.



## PACKAGE MECHANICAL DATA

DO-201AD plastic



REF.	DIMENSIONS				NOTES
	Millimeters		Inches		
	Min.	Max.	Min.	Max.	
A		9.50		0.374	1 - The lead diameter $\blacktriangledown$ D is not controlled over zone E 2 - The minimum axial length within which the device may be placed with its leads bent at right angles is 0.59" (15 mm)
B	25.40		1.000		
$\blacktriangledown$ C		5.30		0.209	
$\blacktriangledown$ D		1.30		0.051	
E		1.25		0.049	

Ordering type	Marking	Package	Weight	Base qty	Delivery mode
1N582x	Part number cathode ring	DO-201AD	1.12g	600	Ammopack
1N582xRL	Part number cathode ring	DO-201AD	1.12g	1900	Tape & reel

• EPOXY MEETS UL94,V0

Information furnished is believed to be accurate and reliable. However, STMicroelectronics assumes no responsibility for the consequences of use of such information nor for any infringement of patents or other rights of third parties which may result from its use. No license is granted by implication or otherwise under any patent or patent rights of STMicroelectronics. Specifications mentioned in this publication are subject to change without notice. This publication supersedes and replaces all information previously supplied. STMicroelectronics products are not authorized for use as critical components in life support devices or systems without express written approval of STMicroelectronics.

The ST logo is a registered trademark of STMicroelectronics

© 2003 STMicroelectronics - Printed in Italy - All rights reserved.

STMicroelectronics GROUP OF COMPANIES

Australia - Brazil - Canada - China - Finland - France - Germany  
Hong Kong - India - Israel - Italy - Japan - Malaysia - Malta - Morocco - Singapore  
Spain - Sweden - Switzerland - United Kingdom - United States.

<http://www.st.com>

# Mouser Electronics

Authorized Distributor

Click to View Pricing, Inventory, Delivery & Lifecycle Information:

[STMicroelectronics:](#)

[1N5822](#) [1N5822RL](#)