



<b>ELECTRICAL CHARACTERISTICS</b> ( $T_A = 25\text{ }^\circ\text{C}$ unless otherwise noted)										
PARAMETER	TEST CONDITIONS		SYMBOL	BYG10D	BYG10G	BYG10J	BYG10K	BYG10M	BYG10Y	UNIT
Maximum instantaneous forward voltage <sup>(1)</sup>	$I_F = 1\text{ A}$	$T_J = 25\text{ }^\circ\text{C}$	$V_F$	1.1						V
	$I_F = 1.5\text{ A}$			1.15						
Maximum DC reverse current	$V_R = V_{RRM}$	$T_J = 25\text{ }^\circ\text{C}$	$I_R$	1						$\mu\text{A}$
		$T_J = 100\text{ }^\circ\text{C}$		10						
Maximum reverse recovery time	$I_F = 0.5\text{ A}, I_R = 1.0\text{ A}, I_{rr} = 0.25\text{ A}$		$t_{rr}$	4						$\mu\text{s}$

**Note**<sup>(1)</sup> Pulse test: 300  $\mu\text{s}$  pulse width, 1 % duty cycle

<b>THERMAL CHARACTERISTICS</b> ( $T_A = 25\text{ }^\circ\text{C}$ unless otherwise noted)										
PARAMETER	SYMBOL	BYG10D	BYG10G	BYG10J	BYG10K	BYG10M	BYG10Y	UNIT		
Typical thermal resistance, junction to lead	$R_{\theta JL}$	25							$^\circ\text{C/W}$	
Typical thermal resistance, junction to ambient	$R_{\theta JA}^{(1)}$	150							$^\circ\text{C/W}$	
	$R_{\theta JA}^{(2)}$	125								
	$R_{\theta JA}^{(3)}$	100								

**Notes**<sup>(1)</sup> Mounted on epoxy-glass hard tissue<sup>(2)</sup> Mounted on epoxy-glass hard tissue, 50 mm<sup>2</sup> 35  $\mu\text{m}$  Cu<sup>(3)</sup> Mounted on Al-oxide-ceramic ( $\text{Al}_2\text{O}_3$ ), 50 mm<sup>2</sup> 35  $\mu\text{m}$  Cu

<b>ORDERING INFORMATION</b> (Example)				
PREFERRED P/N	UNIT WEIGHT (g)	PREFERRED PACKAGE CODE	BASE QUANTITY	DELIVERY MODE
BYG10M-E3/TR	0.064	TR	1800	7" diameter plastic tape and reel
BYG10M-E3/TR3	0.064	TR3	7500	13" diameter plastic tape and reel
BYG10MHE3_A/H <sup>(1)</sup>	0.064	H	1800	7" diameter plastic tape and reel
BYG10MHE3_A/I <sup>(1)</sup>	0.064	I	7500	13" diameter plastic tape and reel
BYG10M-M3/TR	0.064	TR	1800	7" diameter plastic tape and reel
BYG10M-M3/TR3	0.064	TR3	7500	13" diameter plastic tape and reel
BYG10MHM3_A/H <sup>(1)</sup>	0.064	H	1800	7" diameter plastic tape and reel
BYG10MHM3_A/I <sup>(1)</sup>	0.064	I	7500	13" diameter plastic tape and reel

**Note**<sup>(1)</sup> AEC-Q101 qualified



RATINGS AND CHARACTERISTICS CURVES (T<sub>A</sub> = 25 °C unless otherwise noted)

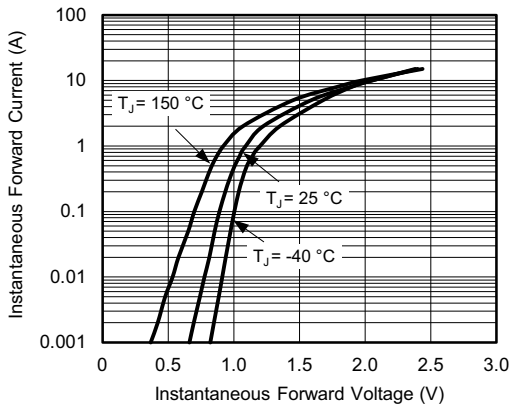


Fig. 1 - Forward Current vs. Forward Voltage

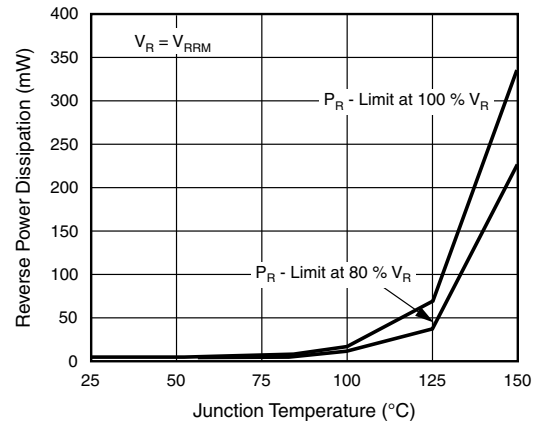


Fig. 4 - Max. Reverse Power Dissipation vs. Junction Temperature

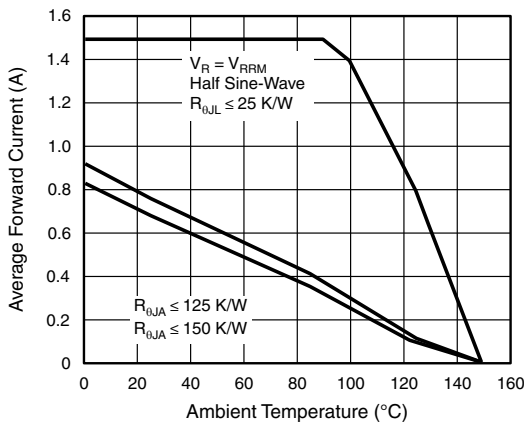


Fig. 2 - Max. Average Forward Current vs. Ambient Temperature

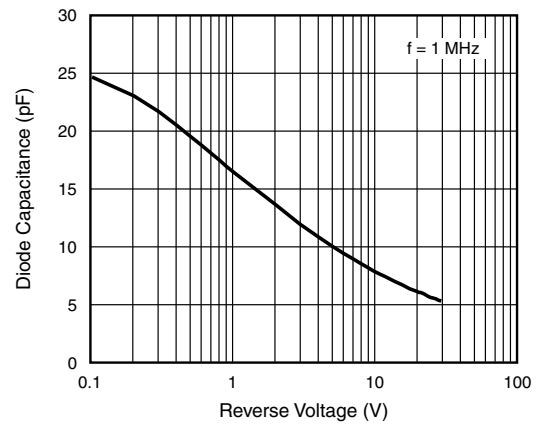


Fig. 5 - Diode Capacitance vs. Reverse Voltage

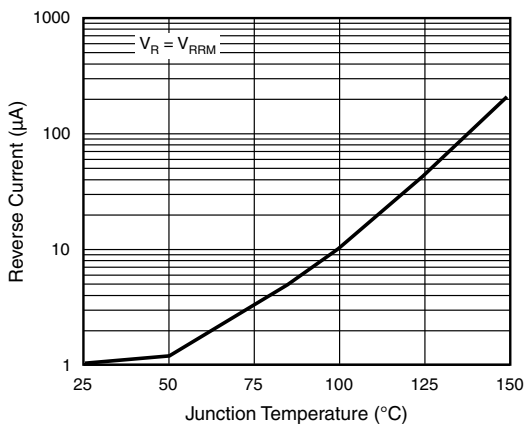


Fig. 3 - Reverse Current vs. Junction Temperature

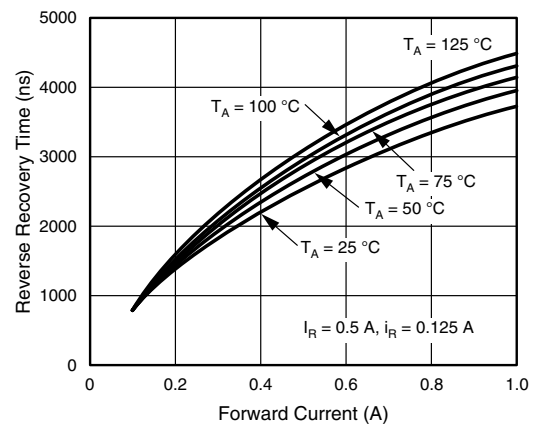


Fig. 6 - Reverse Recovery Time vs. Forward Current

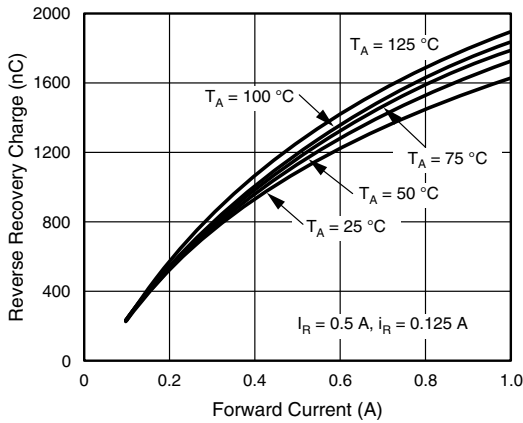
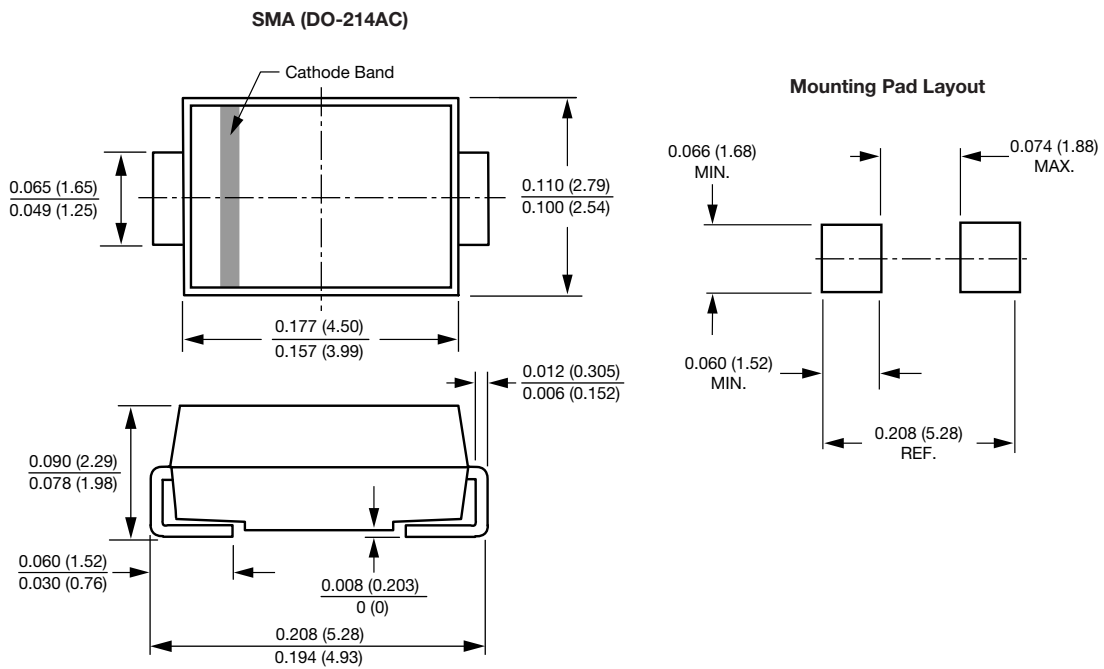


Fig. 7 - Reverse Recovery Charge vs. Forward Current

## PACKAGE OUTLINE DIMENSIONS in inches (millimeters)





## **Disclaimer**

ALL PRODUCT, PRODUCT SPECIFICATIONS AND DATA ARE SUBJECT TO CHANGE WITHOUT NOTICE TO IMPROVE RELIABILITY, FUNCTION OR DESIGN OR OTHERWISE.

Vishay Intertechnology, Inc., its affiliates, agents, and employees, and all persons acting on its or their behalf (collectively, "Vishay"), disclaim any and all liability for any errors, inaccuracies or incompleteness contained in any datasheet or in any other disclosure relating to any product.

Vishay makes no warranty, representation or guarantee regarding the suitability of the products for any particular purpose or the continuing production of any product. To the maximum extent permitted by applicable law, Vishay disclaims (i) any and all liability arising out of the application or use of any product, (ii) any and all liability, including without limitation special, consequential or incidental damages, and (iii) any and all implied warranties, including warranties of fitness for particular purpose, non-infringement and merchantability.

Statements regarding the suitability of products for certain types of applications are based on Vishay's knowledge of typical requirements that are often placed on Vishay products in generic applications. Such statements are not binding statements about the suitability of products for a particular application. It is the customer's responsibility to validate that a particular product with the properties described in the product specification is suitable for use in a particular application. Parameters provided in datasheets and / or specifications may vary in different applications and performance may vary over time. All operating parameters, including typical parameters, must be validated for each customer application by the customer's technical experts. Product specifications do not expand or otherwise modify Vishay's terms and conditions of purchase, including but not limited to the warranty expressed therein.

Except as expressly indicated in writing, Vishay products are not designed for use in medical, life-saving, or life-sustaining applications or for any other application in which the failure of the Vishay product could result in personal injury or death. Customers using or selling Vishay products not expressly indicated for use in such applications do so at their own risk. Please contact authorized Vishay personnel to obtain written terms and conditions regarding products designed for such applications.

No license, express or implied, by estoppel or otherwise, to any intellectual property rights is granted by this document or by any conduct of Vishay. Product names and markings noted herein may be trademarks of their respective owners.

# Mouser Electronics

Authorized Distributor

Click to View Pricing, Inventory, Delivery & Lifecycle Information:

[Vishay:](#)

[BYG10D-E3/TR](#) [BYG10D-E3/TR3](#) [BYG10G-E3/TR](#) [BYG10G-E3/TR3](#) [BYG10J-E3/TR](#) [BYG10J-E3/TR3](#) [BYG10K-E3/TR](#) [BYG10K-E3/TR3](#) [BYG10M-E3/TR](#) [BYG10M-E3/TR3](#) [BYG10Y-E3/TR](#) [BYG10Y-E3/TR3](#) [BYG10GHE3\\_A/H](#) [BYG10DHE3\\_A/H](#) [BYG10MHE3\\_A/H](#) [BYG10KHM3\\_A/H](#) [BYG10KHE3\\_A/I](#) [BYG10KHE3\\_A/H](#) [BYG10JHE3\\_A/H](#) [BYG10MHE3\\_A/I](#) [BYG10GHE3\\_A/I](#) [BYG10KHM3\\_A/I](#) [BYG10DHE3\\_A/I](#) [BYG10JHE3\\_A/I](#) [BYG10K-M3/TR](#) [BYG10M-M3/TR3](#) [BYG10D-M3/TR3](#) [BYG10DHM3\\_A/H](#) [BYG10J-M3/TR3](#) [BYG10G-M3/TR](#) [BYG10GHM3\\_A/H](#) [BYG10MHM3\\_A/H](#) [BYG10K-M3/TR3](#) [BYG10MHM3\\_A/I](#) [BYG10JHM3\\_A/H](#) [BYG10GHM3\\_A/I](#) [BYG10Y-M3/TR3](#) [BYG10DHM3\\_A/I](#) [BYG10Y-M3/TR](#) [BYG10G-M3/TR3](#) [BYG10J-M3/TR](#) [BYG10M-M3/TR](#) [BYG10JHM3\\_A/I](#) [BYG10D-M3/TR](#) [BYG10YHM3\\_A/I](#) [BYG10YHE3\\_A/H](#) [BYG10YHM3\\_A/H](#) [BYG10YHE3\\_A/I](#)