

ELECTRICAL SPECIFICATIONS (TA = 25°C unless otherwise noted)

Device (Note 1)	Device Marking Code	Nominal Zener Voltage			Test current	Zener Impedance (Note 3)			Leakage Current		Maximum DC Zener Current
		V _Z @I _{ZT}				I _{ZT}	Z _{ZT} @ I _{ZT}	Z _{ZK} @I _{ZK}		I _R @V _R	
		V			mA	Ω	Ω	mA	μA	V	mA(DC)
		Min	Nom (Note 2)	Max							
1SMB5926	926B	10.45	11	11.55	34.1	5.5	550	0.25	1	8.4	136
1SMB5927	927B	11.40	12	12.60	31.2	6.5	550	0.25	1	9.1	125
1SMB5928	928B	12.35	13	13.65	28.8	7.0	550	0.25	1	9.9	115
1SMB5929	929B	14.25	15	15.75	25.0	9.0	600	0.25	1	11.4	100
1SMB5930	930B	15.20	16	16.80	23.4	10.0	600	0.25	1	12.2	94
1SMB5931	931B	17.10	18	18.90	20.8	12.0	650	0.25	1	13.7	83
1SMB5932	932B	19.00	20	21.00	18.7	14.0	650	0.25	1	15.2	75
1SMB5933	933B	20.90	22	23.10	17.0	17.5	650	0.25	1	16.7	68
1SMB5934	934B	22.80	24	25.20	15.6	19	700	0.25	1	18.2	63
1SMB5935	935B	25.65	27	28.35	13.9	23	700	0.25	1	20.6	56
1SMB5936	936B	28.50	30	31.50	12.5	26	750	0.25	1	22.8	50
1SMB5937	937B	31.35	33	34.65	11.4	33	800	0.25	1	25.1	45
1SMB5938	938B	34.20	36	37.80	10.4	38	850	0.25	1	27.4	42
1SMB5939	939B	37.05	39	40.95	9.6	45	900	0.25	1	29.7	38
1SMB5940	940B	40.85	43	45.15	8.7	53	950	0.25	1	32.7	35
1SMB5941	941B	44.65	47	49.35	8.0	67	1000	0.25	1	35.8	32
1SMB5942	942B	48.45	51	53.55	7.3	70	1100	0.25	1	38.8	29
1SMB5943	943B	53.20	56	58.80	6.7	86	1300	0.25	1	42.6	27
1SMB5944	944B	58.90	62	65.10	6.0	100	1500	0.25	1	47.1	24
1SMB5945	945B	64.60	68	71.40	5.5	120	1700	0.25	1	51.7	22
1SMB5946	946B	71.25	75	78.75	5.0	140	2000	0.25	1	56.0	20
1SMB5947	947B	77.90	82	86.10	4.6	160	2500	0.25	1	62.2	18
1SMB5948	948B	86.45	91	95.55	4.1	200	3000	0.25	1	69.2	16
1SMB5949	949B	95.00	100	105.00	3.7	250	3100	0.25	1	76.0	15
1SMB5950	950B	104.50	110	115.50	3.4	300	4000	0.25	1	83.6	13
1SMB5951	951B	114.00	120	126.00	3.1	360	4500	0.25	1	91.2	12
1SMB5952	952B	123.50	130	136.50	2.9	450	5000	0.25	1	98.8	11
1SMB5953	953B	142.50	150	157.50	2.5	600	6000	0.25	1	114.0	10
1SMB5954	954B	152.00	160	168.00	2.3	700	6500	0.25	1	121.6	9
1SMB5955	955B	171.00	180	189.00	2.1	900	7000	0.25	1	136.8	8
1SMB5956	956B	190.00	200	210.00	1.9	1200	8000	0.25	1	152.0	7

Notes:

1. Tolerance and type number designation the type numbers listed indicate a tolerance of 5%
2. Zener voltage (V_Z) measurement: Nominal Zener voltage is measured with the device junction in thermal equilibrium with ambient temperature 25°C
3. Zener impedance (Z_Z) derivation : Z_{ZT} and Z_{ZK} are measured by dividing the AC voltage drop across the device by the AC current applied.
4. The specified limits are for I_Z(AC) = 0.1 I_Z(DC) with the AC frequency = 60Hz

ORDERING INFORMATION

ORDERING CODE⁽¹⁾	PACKAGE	PACKING
1SMB59x	DO-214AA (SMB)	3,000 / Tape & Reel

Notes:

1. "x" defines voltage from 11V(1SMB5926) to 200V(1SMB5956)

CHARACTERISTICS CURVES

($T_A = 25^\circ\text{C}$ unless otherwise noted)

Fig.1 Steady State Power Derating

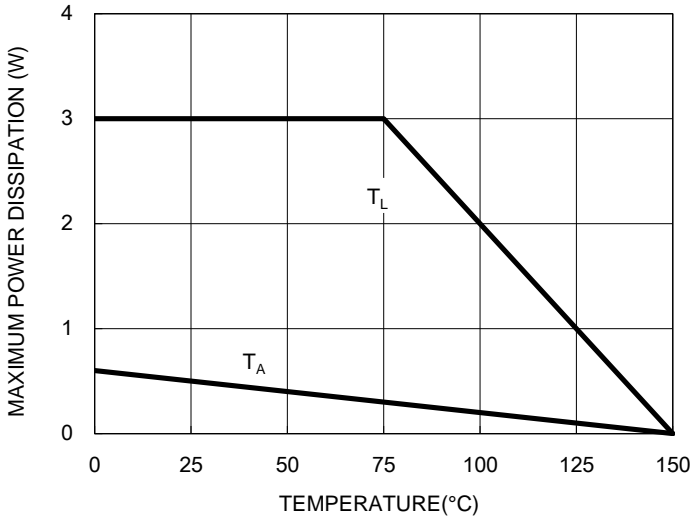


Fig.2 Maximum Surge Power

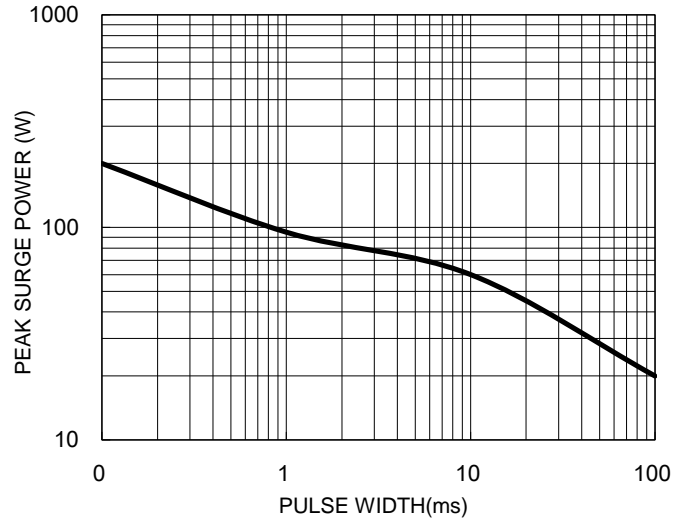


Fig.3 Zener Voltage vs. Temperature Coefficient

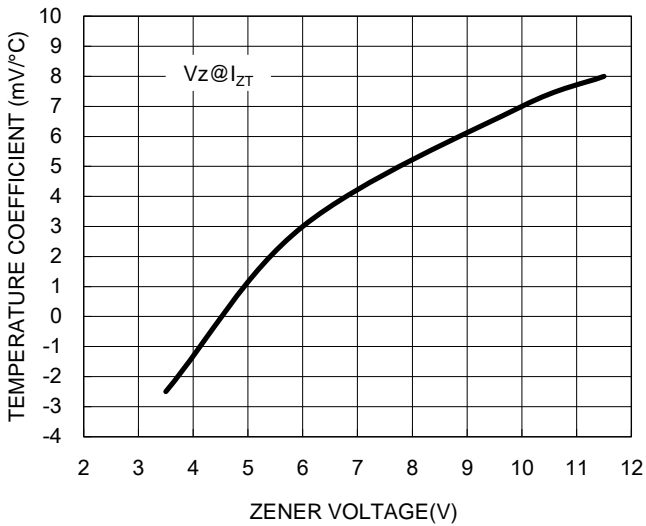
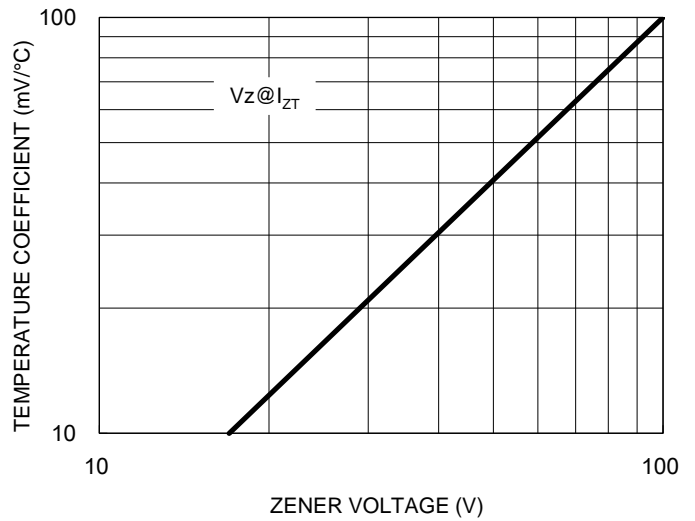


Fig.4 Zener Voltage vs. Temperature Coefficient



CHARACTERISTICS CURVES

($T_A = 25^\circ\text{C}$ unless otherwise noted)

Fig.5 $V_z = 3.3\text{V} - 10\text{V}$

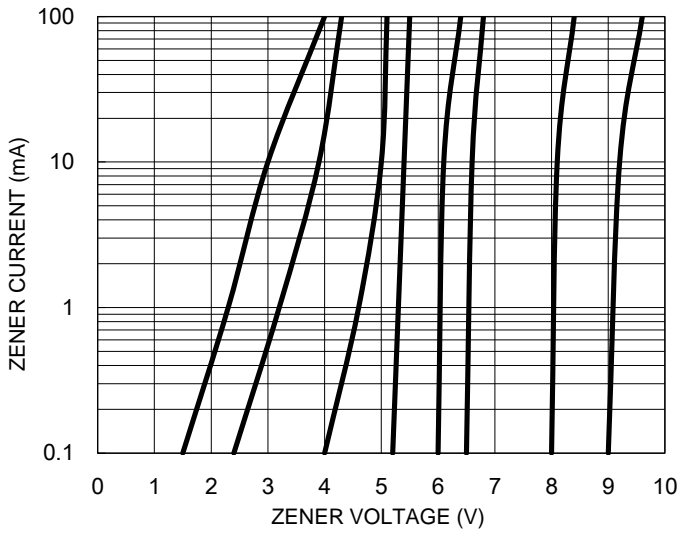


Fig.6 $V_z = 12\text{V} - 82\text{V}$

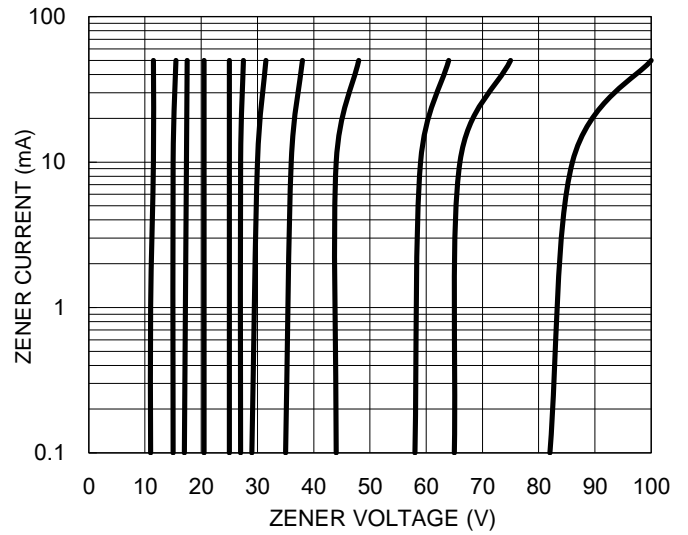


Fig.7 Effect Of Zener Voltage

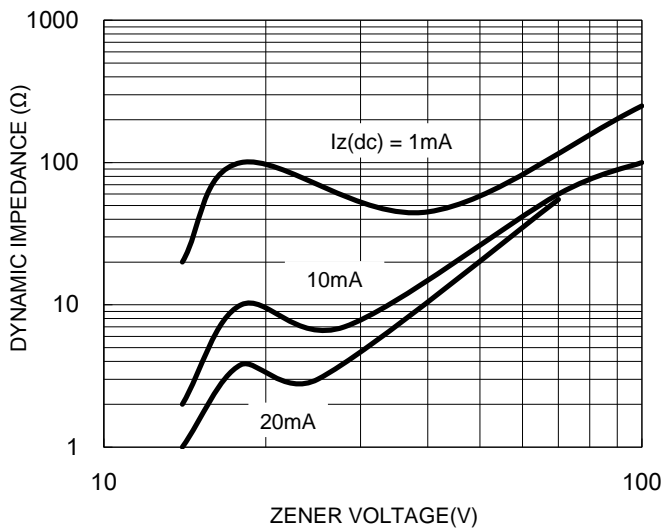
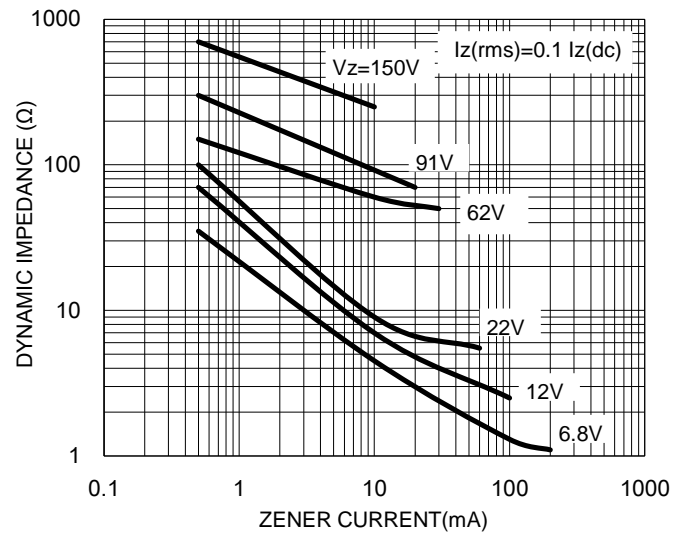


Fig.8 Effect Of Zener Current



CHARACTERISTICS CURVES

($T_A = 25^\circ\text{C}$ unless otherwise noted)

Fig.9 Capacitance Curve

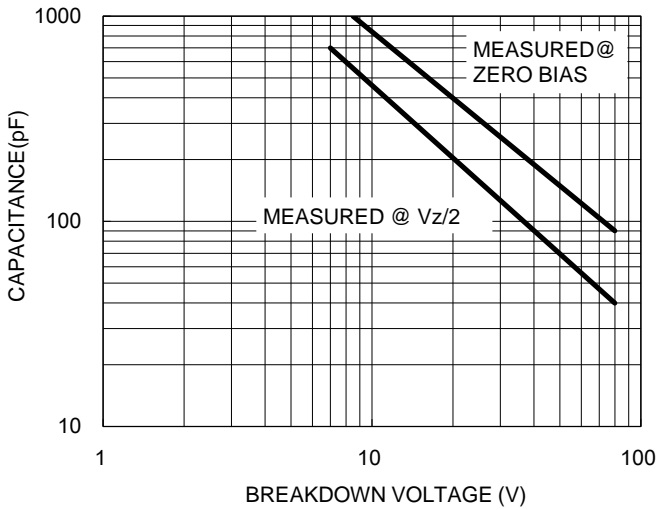


Fig.10 Typical Pulse Rating Curve

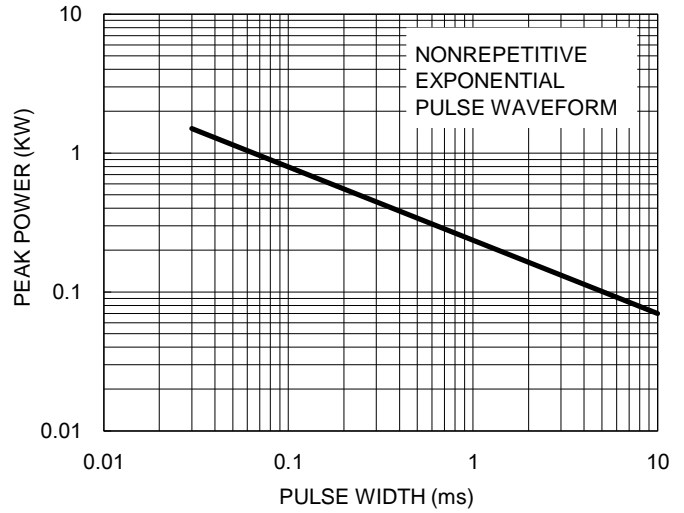


Fig.11 Pulse Waveform

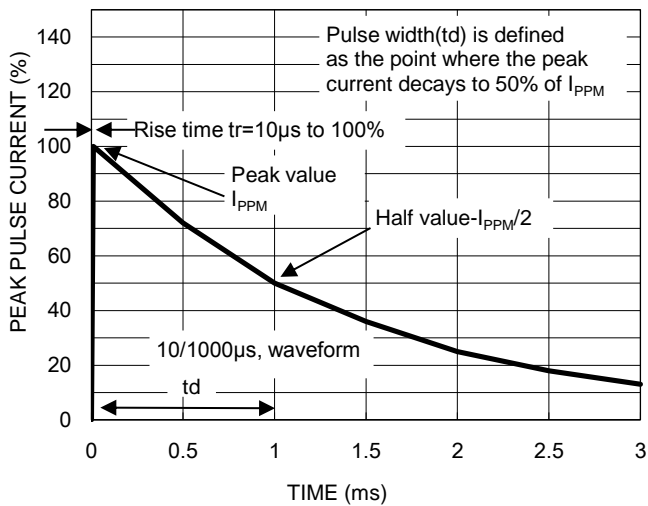
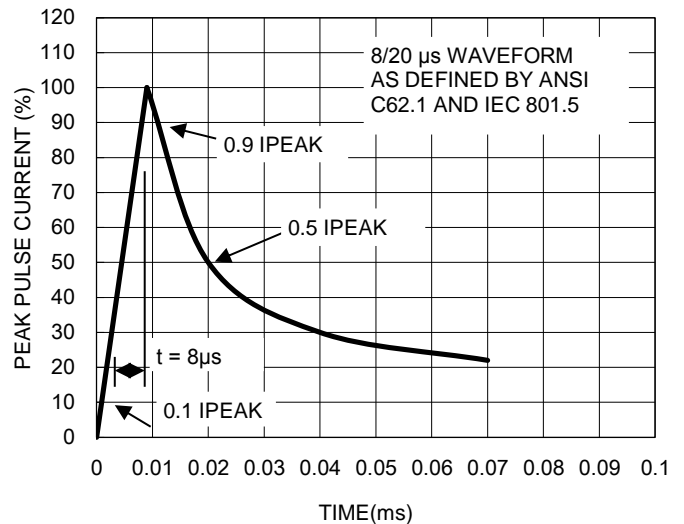
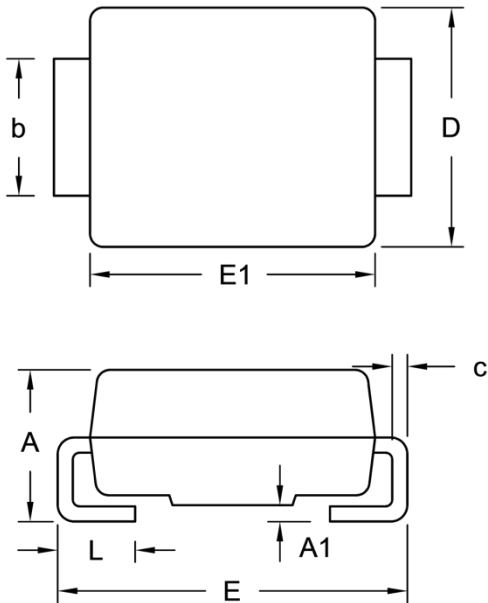


Fig.12 Pulse Waveform



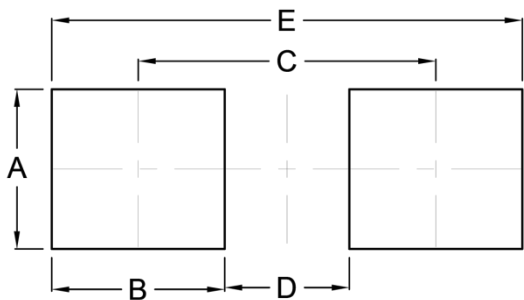
PACKAGE OUTLINE DIMENSIONS

DO-214AA (SMB)



DIM.	Unit (mm)		Unit (inch)	
	Min.	Max.	Min.	Max.
A	1.95	2.65	0.077	0.104
A1	0.05	0.20	0.002	0.008
b	1.95	2.20	0.077	0.087
c	0.15	0.31	0.006	0.012
D	3.30	3.95	0.130	0.156
E	5.10	5.60	0.201	0.220
E1	4.05	4.60	0.159	0.181
L	0.75	1.60	0.030	0.063

SUGGESTED PAD LAYOUT



Symbol	Unit (mm)	Unit (inch)
A	2.30	0.091
B	2.50	0.098
C	4.30	0.169
D	1.80	0.071
E	6.80	0.268

MARKING DIAGRAM



- P/N = Marking Code
- G = Green Compound
- YW = Date Code
- F = Factory Code

Notice

Specifications of the products displayed herein are subject to change without notice. TSC or anyone on its behalf, assumes no responsibility or liability for any errors or inaccuracies.

Purchasers are solely responsible for the choice, selection, and use of TSC products and TSC assumes no liability for application assistance or the design of Purchasers' products.

Information contained herein is intended to provide a product description only. No license, express or implied, to any intellectual property rights is granted by this document. Except as provided in TSC's terms and conditions of sale for such products, TSC assumes no liability whatsoever, and disclaims any express or implied warranty, relating to sale and/or use of TSC products including liability or warranties relating to fitness for a particular purpose, merchantability, or infringement of any patent, copyright, or other intellectual property right.

The products shown herein are not designed for use in medical, life-saving, or life-sustaining applications. Customers using or selling these products for use in such applications do so at their own risk and agree to fully indemnify TSC for any damages resulting from such improper use or sale.

Mouser Electronics

Authorized Distributor

Click to View Pricing, Inventory, Delivery & Lifecycle Information:

Taiwan Semiconductor:

[1SMB5926](#) [1SMB5927](#) [1SMB5928](#) [1SMB5929](#) [1SMB5930](#) [1SMB5931](#) [1SMB5932](#) [1SMB5933](#) [1SMB5934](#)
[1SMB5935](#) [1SMB5936](#) [1SMB5937](#) [1SMB5938](#) [1SMB5939](#) [1SMB5940](#) [1SMB5941](#) [1SMB5942](#) [1SMB5943](#)
[1SMB5944](#) [1SMB5945](#) [1SMB5946](#) [1SMB5947](#) [1SMB5948](#) [1SMB5949](#) [1SMB5950](#) [1SMB5951](#) [1SMB5952](#)
[1SMB5953](#) [1SMB5954](#) [1SMB5955](#) [1SMB5956](#) [1SMB5932 R5G](#)