



ELECTRICAL CHARACTERISTICS ($T_A = 25\text{ }^\circ\text{C}$ unless otherwise noted)						
PARAMETER	TEST CONDITIONS	SYMBOL	TYP.	MAX.	UNIT	
Max. instantaneous forward voltage	$I_F = 1.5\text{ A}$	$T_A = 25\text{ }^\circ\text{C}$	$V_F^{(1)}$	0.968	1.05	V
		$T_A = 125\text{ }^\circ\text{C}$		0.868	0.95	
Max. reverse current	Rated V_R	$T_A = 25\text{ }^\circ\text{C}$	$I_R^{(2)}$	-	5.0	μA
		$T_A = 125\text{ }^\circ\text{C}$		5.4	50	
Max. reverse recovery time	$I_F = 0.5\text{ A}$, $I_R = 1.0\text{ A}$, $I_{rr} = 0.25\text{ A}$	t_{rr}	900	-	ns	
Typical junction capacitance	4.0 V, 1 MHz	C_J	9.5	-	pF	

Notes(1) Pulse test: 300 μs pulse width, 1 % duty cycle(2) Pulse test: Pulse width $\leq 40\text{ ms}$

THERMAL CHARACTERISTICS ($T_A = 25\text{ }^\circ\text{C}$ unless otherwise noted)						
PARAMETER	SYMBOL	SE15PB	SE15PD	SE15PG	SE15PJ	UNIT
Typical thermal resistance	$R_{\theta JA}^{(1)}$	105				$^\circ\text{C/W}$
	$R_{\theta JL}^{(1)}$	25				
	$R_{\theta JC}^{(1)}$	30				

Note(1) Thermal resistance from junction to ambient and junction to lead mounted on PCB with 5.0 mm x 5.0 mm copper pad areas. $R_{\theta JL}$ - is measured at the terminal of cathode band. $R_{\theta JC}$ is measured at the top center of the body.

IMMUNITY TO ELECTRICAL STATIC DISCHARGE TO THE FOLLOWING STANDARDS ($T_A = 25\text{ }^\circ\text{C}$ unless otherwise noted)					
STANDARD	TEST TYPE	TEST CONDITIONS	SYMBOL	CLASS	VALUE
AEC-Q101-001	Human body model (contact mode)	$C = 100\text{ pF}$, $R = 1.5\text{ k}\Omega$	V_C	H3B	> 8 kV
AEC-Q101-002	Machine model (contact mode)	$C = 200\text{ pF}$, $R = 0\text{ }\Omega$		M4	> 400 V
JESD22-A114	Human body model (contact mode)	$C = 100\text{ pF}$, $R = 1.5\text{ k}\Omega$		3B	> 8 kV
JESD22-A115	Machine model (contact mode)	$C = 200\text{ pF}$, $R = 0\text{ }\Omega$		C	> 400 V
IEC 61000-4-2 ⁽²⁾	Human body model (contact mode)	$C = 150\text{ pF}$, $R = 330\text{ }\Omega$		4	> 8 kV
	Human body model (air-discharge mode) ⁽¹⁾	$C = 150\text{ pF}$, $R = 330\text{ }\Omega$		4	> 15 kV

Notes

(1) Immunity to IEC 61000-4-2 air discharge mode has a typical performance > 30 kV

(2) System ESD standard

ORDERING INFORMATION (Example)				
PREFERRED P/N	UNIT WEIGHT (g)	PREFERRED PACKAGE CODE	BASE QUANTITY	DELIVERY MODE
SE15PJ-M3/84A	0.024	84A	3000	7" diameter plastic tape and reel
SE15PJ-M3/85A	0.024	85A	10 000	13" diameter plastic tape and reel
SE15PJHM3/84A ⁽¹⁾	0.024	84A	3000	7" diameter plastic tape and reel
SE15PJHM3/85A ⁽¹⁾	0.024	85A	10 000	13" diameter plastic tape and reel

Note

(1) Automotive grade

RATINGS AND CHARACTERISTICS CURVES ($T_A = 25\text{ }^\circ\text{C}$ unless otherwise noted)

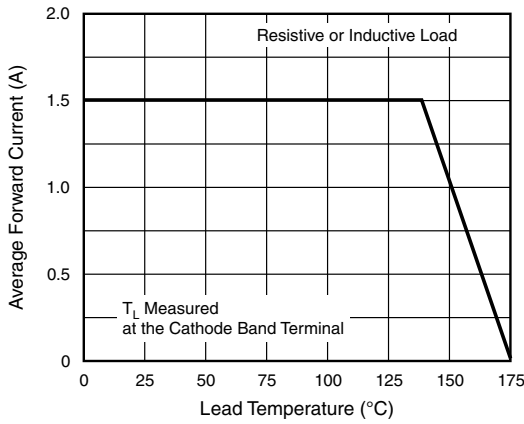


Fig. 1 - Max. Forward Current Derating Curve

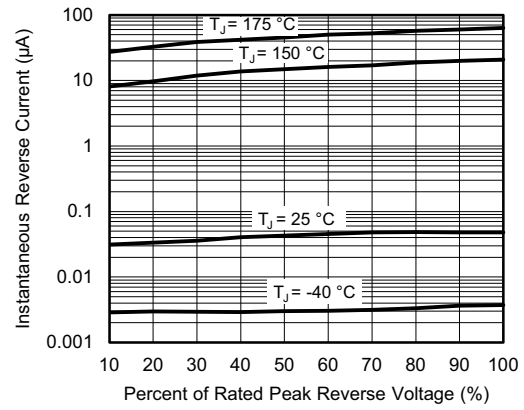


Fig. 4 - Typical Instantaneous Forward Characteristics

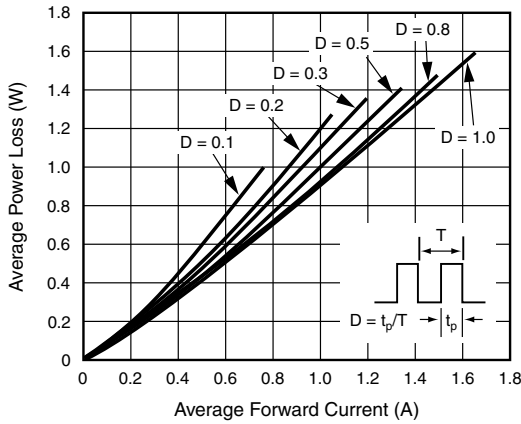


Fig. 2 - Forward Power Loss Characteristics

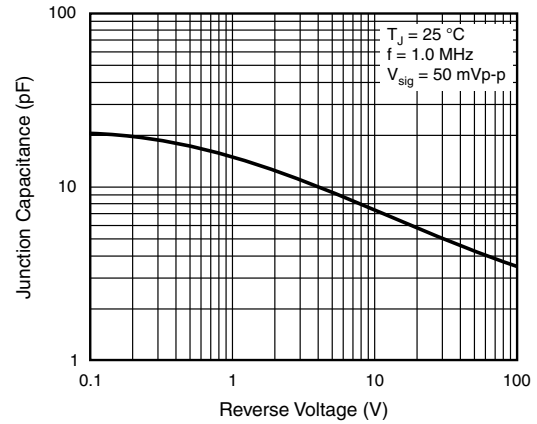


Fig. 5 - Typical Instantaneous Forward Characteristics

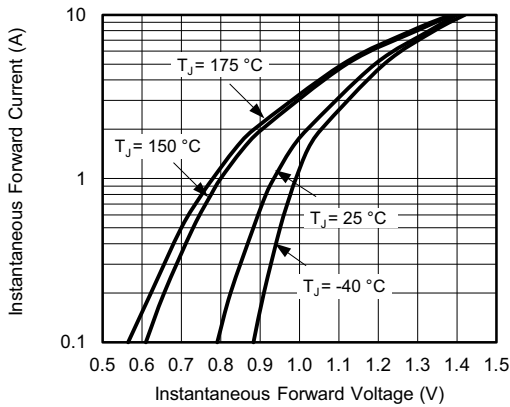
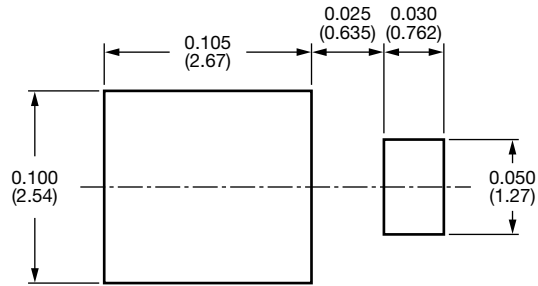

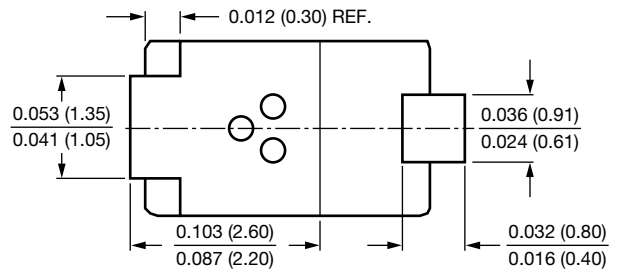
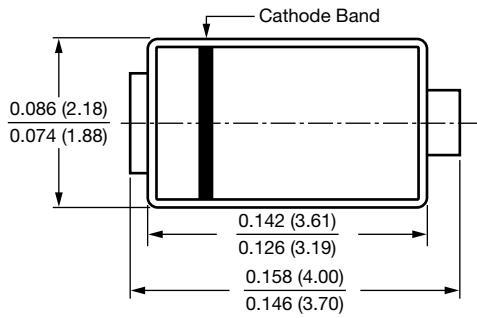


Fig. 3 - Forward Power Loss Characteristics



PACKAGE OUTLINE DIMENSIONS in inches (millimeters)

SMP (DO-220AA)





Disclaimer

ALL PRODUCT, PRODUCT SPECIFICATIONS AND DATA ARE SUBJECT TO CHANGE WITHOUT NOTICE TO IMPROVE RELIABILITY, FUNCTION OR DESIGN OR OTHERWISE.

Vishay Intertechnology, Inc., its affiliates, agents, and employees, and all persons acting on its or their behalf (collectively, "Vishay"), disclaim any and all liability for any errors, inaccuracies or incompleteness contained in any datasheet or in any other disclosure relating to any product.

Vishay makes no warranty, representation or guarantee regarding the suitability of the products for any particular purpose or the continuing production of any product. To the maximum extent permitted by applicable law, Vishay disclaims (i) any and all liability arising out of the application or use of any product, (ii) any and all liability, including without limitation special, consequential or incidental damages, and (iii) any and all implied warranties, including warranties of fitness for particular purpose, non-infringement and merchantability.

Statements regarding the suitability of products for certain types of applications are based on Vishay's knowledge of typical requirements that are often placed on Vishay products in generic applications. Such statements are not binding statements about the suitability of products for a particular application. It is the customer's responsibility to validate that a particular product with the properties described in the product specification is suitable for use in a particular application. Parameters provided in datasheets and / or specifications may vary in different applications and performance may vary over time. All operating parameters, including typical parameters, must be validated for each customer application by the customer's technical experts. Product specifications do not expand or otherwise modify Vishay's terms and conditions of purchase, including but not limited to the warranty expressed therein.

Except as expressly indicated in writing, Vishay products are not designed for use in medical, life-saving, or life-sustaining applications or for any other application in which the failure of the Vishay product could result in personal injury or death. Customers using or selling Vishay products not expressly indicated for use in such applications do so at their own risk. Please contact authorized Vishay personnel to obtain written terms and conditions regarding products designed for such applications.

No license, express or implied, by estoppel or otherwise, to any intellectual property rights is granted by this document or by any conduct of Vishay. Product names and markings noted herein may be trademarks of their respective owners.

Mouser Electronics

Authorized Distributor

Click to View Pricing, Inventory, Delivery & Lifecycle Information:

[Vishay:](#)

[SE15PBHM3/84A](#) [SE15PBHM3/85A](#) [SE15PB-M3/84A](#) [SE15PB-M3/85A](#) [SE15PDHM3/84A](#) [SE15PDHM3/85A](#)
[SE15PD-M3/84A](#) [SE15PD-M3/85A](#) [SE15PGHM3/84A](#) [SE15PGHM3/85A](#) [SE15PG-M3/84A](#) [SE15PG-M3/85A](#)
[SE15PJHM3/84A](#) [SE15PJHM3/85A](#) [SE15PJ-M3/84A](#) [SE15PJ-M3/85A](#)