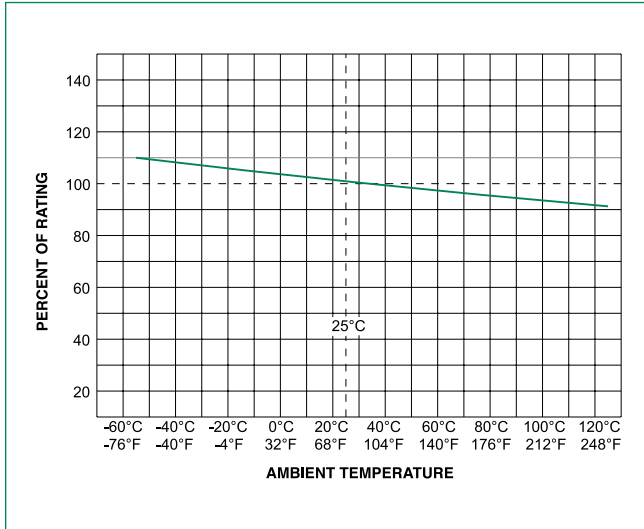
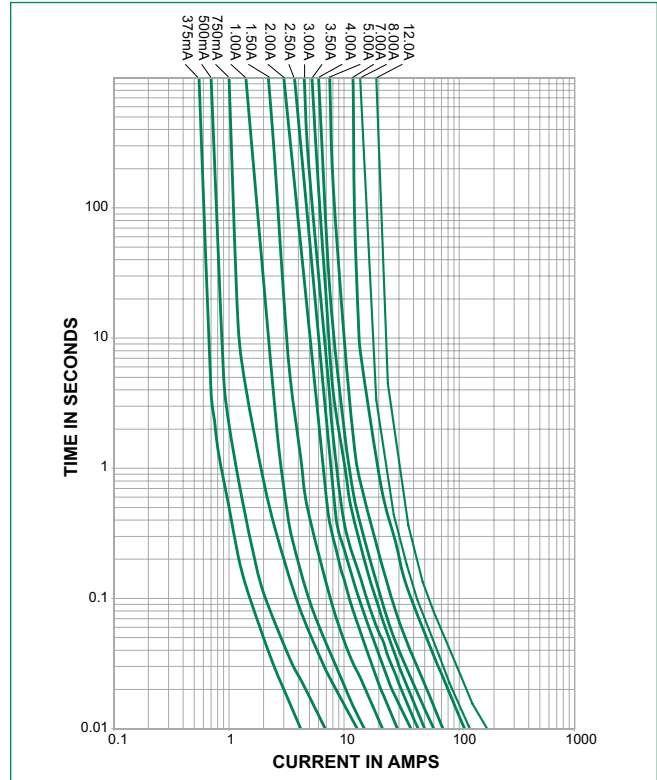


Temperature Re-rating Curve



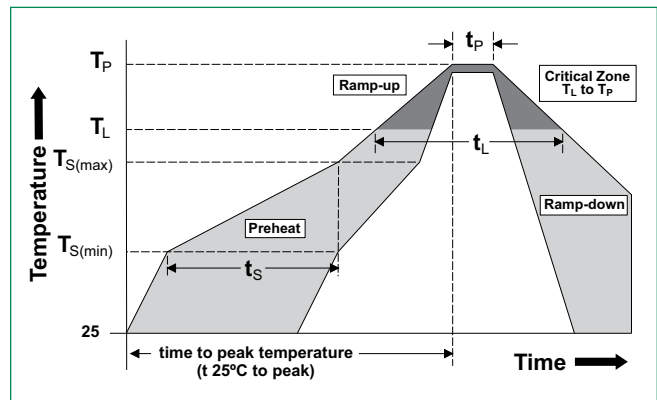
Note:
1. Rerating depicted in this curve is in addition to the standard derating of 25% for continuous operation.

Average Time Current Curves



Soldering Parameters

Reflow Condition		Pb – Free assembly
Pre Heat	- Temperature Min ($T_{s(min)}$)	150°C
	- Temperature Max ($T_{s(max)}$)	200°C
	- Time (Min to Max) (t_g)	60 – 180 secs
Average ramp up rate (Liquidus Temp (T_L) to peak)		5°C/second max.
$T_{s(max)}$ to T_L - Ramp-up Rate		5°C/second max.
Reflow	- Temperature (T_L) (Liquidus)	217°C
	- Temperature (t_L)	60 – 150 seconds
Peak Temperature (T_p)		260 ^{+0/-5} °C
Time within 5°C of actual peak Temperature (t_p)		20 – 40 seconds
Ramp-down Rate		5°C/second max.
Time 25°C to peak Temperature (T_p)		8 minutes max.
Do not exceed		260°C
Wave Soldering Parameters	260°C Peak Temperature, 3 seconds max.	

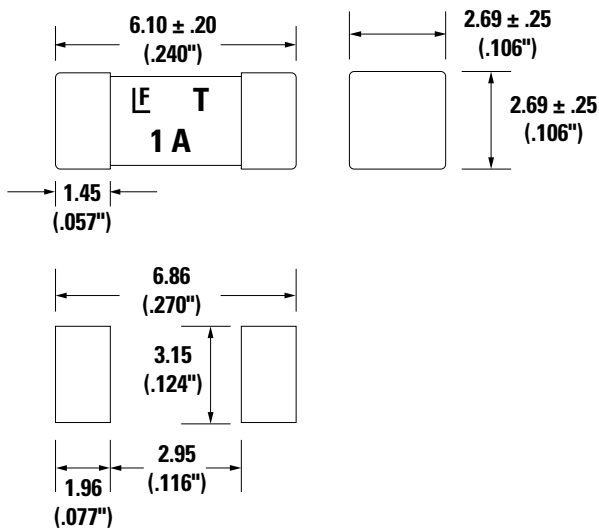


Product Characteristics

Materials	Body: Ceramic Terminations: Gold-plated Caps / Sn-dipped Silver Plated Caps (452 Series) Silver-plated Caps (454 Series)
Product Marking	Brand, Ampere Rating
Operating Temperature	-55°C to 125°C
Moisture Sensitivity Level	Level 1, J-STD-020
Solderability	MIL-STD-202, Method 208
Insulation Resistance (after Opening)	MIL-STD-202, Method 302, Test Condition A (10,000 ohms minimum)

Thermal Shock	MIL-STD-202, Method 107, Test Condition B, 5 cycles, -65°C / +125°C, 15 minutes @ each extreme
Mechanical Shock	MIL-STD-202, Method 213, Test I: Deenergized. 100G's pk amplitude, sawtooth wave 6ms duration, 3 cycles XYZ+xyz = 18 shocks
Vibration	MIL-STD-202, Method 201: 0.03" amplitude, 10-55 Hz in 1 min. 2hrs each XYZ=6hrs
Moisture Resistance	MIL-STD-202, Method 106, 10 cycles
Salt Spray	MIL-STD-202, Method 101, Test Condition B (48hrs)
Resistance to Soldering Heat	MIL-STD-202, Method 210, Test condition B (10 sec at 260°C)

Dimensions

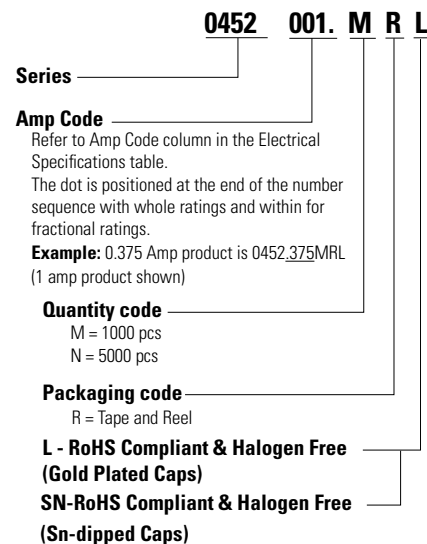


Recommended pad layout

Packaging

Packaging Option	Packaging Specification	Quantity	Quantity & Packaging Code
12mm Tape and Reel	EIA RS-481-1 (IEC 286, part 3)	5000	NR
12mm Tape and Reel	EIA RS-481-1 (IEC 286, part 3)	1000	MR

Part Numbering System



Notes:
 452 series may be ordered as "RoHS and HF (Gold Plated Caps)" ("L" suffix).
 454 series is available only as "RoHS and HF" version and does not require "L" suffix.
 Please do not include "L" suffix within 454 series ordering instructions.

Additional Information



**Datasheet
452 Series**



**Resources
452 Series**



**Samples
452 Series**



**Datasheet
454 Series**



**Resources
454 Series**



**Samples
454 Series**

Disclaimer Notice - Littelfuse products are not designed for, and shall not be used for, any purpose (including, without limitation, automotive, military, aerospace, medical, life-saving, life-sustaining or nuclear facility applications, devices intended for surgical implant into the body, or any other application in which the failure or lack of desired operation of the product may result in personal injury, death, or property damage) other than those expressly set forth in applicable Littelfuse product documentation. Warranties granted by Littelfuse shall be deemed void for products used for any purpose not expressly set forth in applicable Littelfuse documentation. Littelfuse shall not be liable for any claims or damages arising out of products used in applications not expressly intended by Littelfuse as set forth in applicable Littelfuse documentation. The sale and use of Littelfuse products is subject to Littelfuse Terms and Conditions of Sale, unless otherwise agreed by Littelfuse. Information furnished is believed to be accurate and reliable. However, users should independently evaluate the suitability of and test each product selected for their own applications. Littelfuse products are not designed for, and may not be used in, all applications. Read complete Disclaimer Notice at www.littelfuse.com/disclaimer-electronics.

Mouser Electronics

Authorized Distributor

Click to View Pricing, Inventory, Delivery & Lifecycle Information:

Littelfuse:

[R452002.](#) [0452001.MR](#) [0452001.MRL](#) [0454003.MR](#) [045201.5MRL](#) [0454005.MR](#) [0452002.MR](#) [0452.500MR](#)
[0452005.MR](#) [045403.5MR](#) [045401.5MR](#) [0454.375MR](#) [452.375](#) [0454.500MR](#) [0454001.MR](#) [045202.5MR](#)
[0452002.MRL](#) [045203.5MRL](#) [0452005.MRL](#) [0454001.](#) [0452.750MR](#) [0452001.NRL](#) [0452005.NRL](#) [0454002](#)
[0452007.MRL](#) [R452.375L](#) [R452001.L](#) [R45201.5L](#) [0454008.MR](#) [0454012.MR](#) [R452003.L](#) [R45203.5L](#) [R452002.L](#)
[R452005.L](#) [0452.750MRL](#) [0452.500MRL](#) [045202.5MRL](#) [0454004.MR](#) [0452.375MR](#) [0454.750MR](#) [0452.375MRL](#)
[045402.5MR](#) [045203.5MR](#) [0452004.MR](#) [045201.5MR](#) [0452003.MR](#) [0452003.MRL](#) [0454002.MR](#) [0452004.MRL](#)
[45203.5](#) [45201.5](#) [452.500](#) [452.750](#) [R452.750L](#) [0452.375NRL](#) [0452004.NRL](#) [045203.5NRL](#) [0452.750NRL](#)
[045201.5NRL](#) [0452005.NR](#) [0452.500NRL](#) [0452002.NRL](#) [0452003.NRL](#) [045202.5NRL](#) [0454007.MR](#) [0452008.MRL](#)
[0452012.MRL](#) [0454004.NR](#) [0454002.NR](#) [045403.5NR](#) [0454001.NR](#) [0454.750NR](#) [0454.375NR](#) [0454008.NR](#)
[0454003.NR](#) [0454.500NR](#) [045402.5NR](#) [0454007.NR](#) [045401.5NR](#) [0454012.NR](#) [0454005.NR](#) [0452007.NRL](#)
[0452001.MRSN](#) [0452012.MRSN](#) [0452007.MRSN](#) [0452004.MRSN](#) [0452008.MRSN](#) [0452.750MRSN](#) [0452.375MRSN](#)
[045201.5MRSN](#) [0452.500MRSN](#) [045203.5MRSN](#) [045202.5MRSN](#) [0452002.MRSN](#) [0452003.MRSN](#)
[0452005.MRSN](#)