

PWC Series

Performance Data

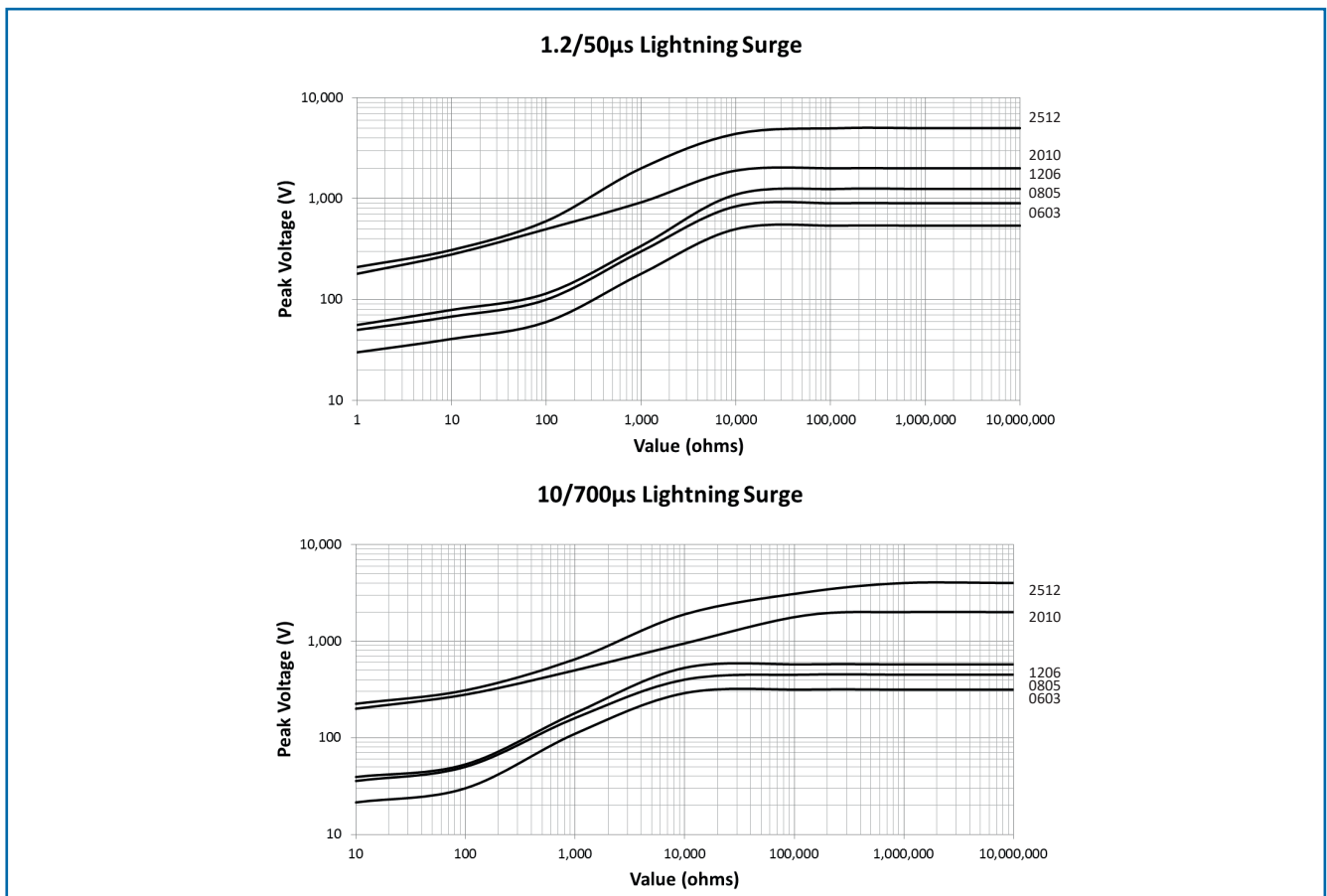
Size		Maximum	Typical
Load at rated power: 1000 hours at 70°C	ΔR%	1	0.25
Shelf life test: 12 months at room temperature	ΔR%	0.1	0.02
Derating from rated power at 70°C		Zero at 155°C	
Overload: 6.25 x rated power for 2 seconds	ΔR%	1	0.1
Dry heat: 1000 hours at 155°C	ΔR%	1	0.2
Long term damp heat	ΔR%	1	0.25
Temperature rapid change	ΔR%	0.25	0.05
Resistance to solder heat	ΔR%	0.25	0.05
Anti-sulphur grade (AS)	ASTM-B-809 (1000 hours, 50°C, 91-93% RH)	ΔR%	0.25
	EIA-977 (750 hours, 105°C)	ΔR%	0.25
Sulphur-resistant grade (SR)	ASTM-B-809 (1000 hours, 50°C, 91-93% RH)	ΔR%	0.25
	Modified ASTM-B-809 (1000 hours, 105°C, 85% RH)	ΔR%	1
Voltage proof	Volts	500	

Note: A 0.01 Ohm addition to be added to the performance of all resistors <10 Ohms.

Pulse Performance Data

Lightning Surge

Lightning surge resistors are tested in accordance with IEC 60 115-1 using both 1.2/50μs and 10/700μs pulse shapes. 10 pulses are applied. The limit of acceptance is a shift in resistance of less than 1% from the initial value.



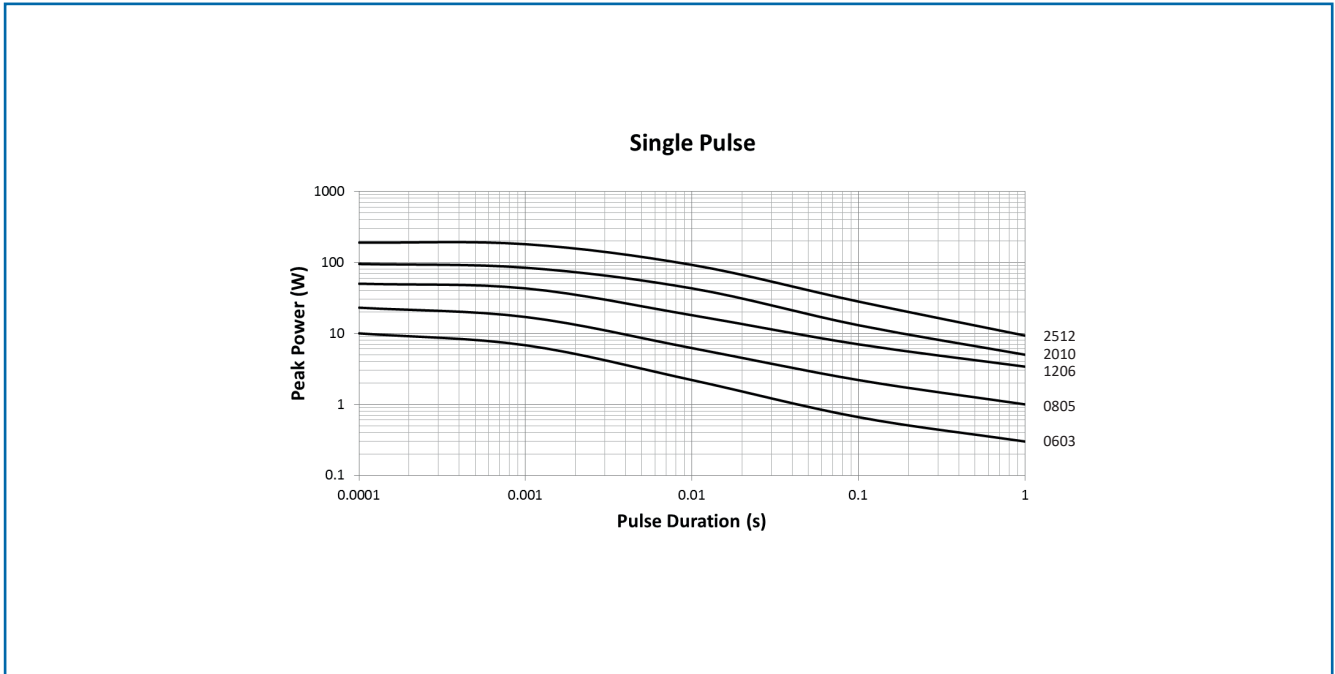
General Note

TT Electronics reserves the right to make changes in product specification without notice or liability. All information is subject to TT Electronics' own data and is considered accurate at time of going to print.

PWC Series

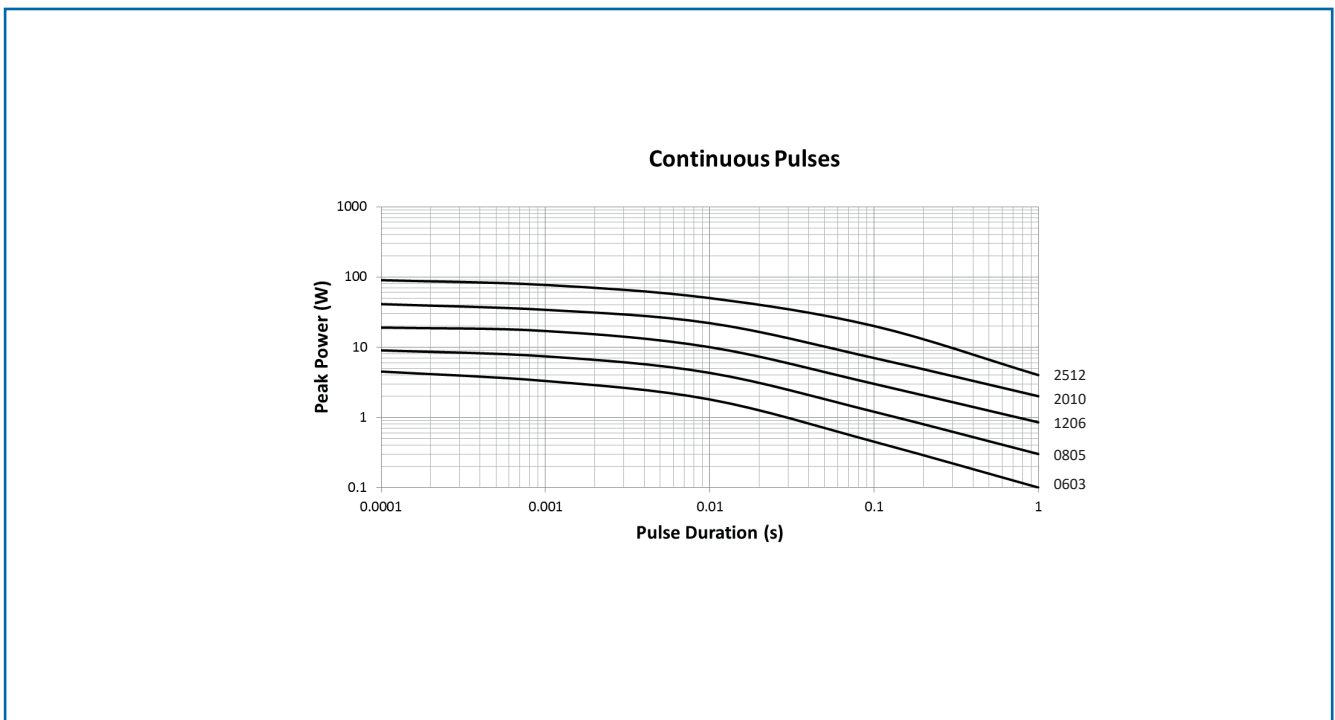
Single Impulse

The single impulse graph is the result of 50 impulses of rectangular shape applied at one minute intervals. The limit of acceptance was a shift in resistance of less than 1% from the initial value.



Continuous Load Due to Repetitive Pulses

The continuous load graph was obtained by applying repetitive rectangular pulses where the pulse period was adjusted so that the average power dissipated in the resistor was equal to its rated power at 70°C. Again the limit of acceptance was a shift in resistance of less than 1% from the initial value

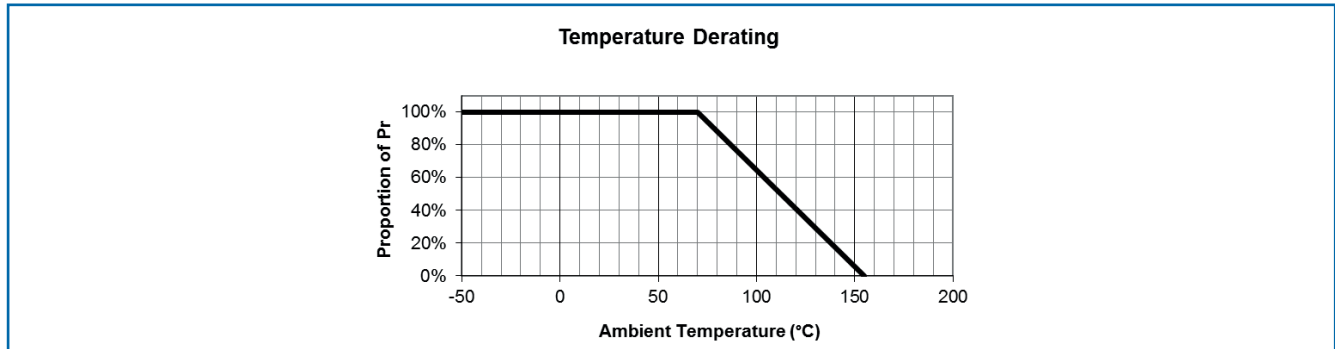


General Note

TT Electronics reserves the right to make changes in product specification without notice or liability. All information is subject to TT Electronics' own data and is considered accurate at time of going to print.

PWC Series

Thermal Performance Data



Packaging

0603, 0805 and 1206 resistors are supplied on 8mm carrier tape and 2010 and 2512 resistors are supplied on 12mm carrier tape, all on 7 inch reels as per IEC 286-3.

Application Note

PWC resistors themselves can operate at a maximum temperature of 155°C. For soldered resistors, the joint temperature should not exceed 110°C. This condition is met when the stated power levels at 70°C and recommended pad and trace areas are used. Pad and trace area is defined as the total area of the solder pad plus all copper trace within two squares of the edge of the solder pad. Allowance should be made if smaller areas of copper are used.

A full Application Note on the PWC Series is available.

Ordering Procedure

This product has two valid part numbers:


European (Welwyn) Part Number: PWC2512-2K0JI (2512, 2 kilohms ±5%, Pb-free)



1	2	3	4	5	6	
Type	Size	Sulphur Grade ¹	Value	Tolerance	Termination & Packing	
PWC	0603	Omit for standard	E24 = 3/4 characters	D = ±0.5%	I = Pb-free, Standard,	
	0805	AS = Anti-sulphur	E96 = 3/4 characters	F = ±1%	PB = SnPb, Standard	
	1206	SR = Sulphur Resistant	R = ohms	J = ±5%	0603	5000/reel
	2010		K = kilohms		0805, 1206, 2010	3000/reel
	2512		M = megohms		2512	1800/reel
					T1 = Pb-free, 1K reel	
					All sizes	1000/reel

Note 1: For new designs requiring resistance to sulphur-bearing gas, SR grade is preferred.

USA (IRC) Part Number: PWC-PWC2512LF-2K00-J (2512, 2 kilohms ±5%, Pb-free)



1	2	3	4	5	6	Packing	
Family	Model	Size	Termination	Value	Tolerance		
PWC	PWC	1206	Omit for SnPb	E24 = 4 characters	D = ±0.5%	Plastic tape	
		2010	LF = Pb-free	E96 = 4 characters	F = ±1%	1206, 2010	3000/reel
		2512		R = ohms	J = ±5%	2512	1800/reel
				K = kilohms			
				M = megohms			

General Note

TT Electronics reserves the right to make changes in product specification without notice or liability. All information is subject to TT Electronics' own data and is considered accurate at time of going to print.

Mouser Electronics

Authorized Distributor

Click to View Pricing, Inventory, Delivery & Lifecycle Information:

TT Electronics:

[PWC0805-5R6JT1](#) [PWC0805-5R62JT1](#) [PWC0805-5R76JT1](#) [PWC0805-5R9JT1](#) [PWC0805-6R04JT1](#) [PWC0805-6R19JT1](#) [PWC0805-6R2JT1](#) [PWC0805-6R34JT1](#) [PWC0805-6R49JT1](#) [PWC0805-6R65JT1](#) [PWC0805-6R8JT1](#) [PWC0805-6R81JT1](#) [PWC0805-6R98JT1](#) [PWC0805-7R15JT1](#) [PWC0805-7R32JT1](#) [PWC0805-7R5JT1](#) [PWC0805-7R68JT1](#) [PWC0805-7R87JT1](#) [PWC0805-8R06JT1](#) [PWC0805-8R2JT1](#) [PWC0805-8R25JT1](#) [PWC0805-8R45JT1](#) [PWC0805-8R66JT1](#) [PWC0805-8R87JT1](#) [PWC0805-9R09JT1](#) [PWC0805-9R31JT1](#) [PWC0805-9R53JT1](#) [PWC0805-9R76JT1](#) [PWC0805-10RJT1](#) [PWC0805-10R2JT1](#) [PWC0805-10R5JT1](#) [PWC0805-10R7JT1](#) [PWC0805-11RJT1](#) [PWC0805-11R3JT1](#) [PWC0805-11R5JT1](#) [PWC0805-11R8JT1](#) [PWC0805-12RJT1](#) [PWC0805-12R1JT1](#) [PWC0805-12R4JT1](#) [PWC0805-12R7JT1](#) [PWC0805-13RJT1](#) [PWC0805-13R3JT1](#) [PWC0805-13R7JT1](#) [PWC0805-14RJT1](#) [PWC0805-14R3JT1](#) [PWC0805-14R7JT1](#) [PWC0805-15RJT1](#) [PWC0805-15R4JT1](#) [PWC0805-15R8JT1](#) [PWC0805-16RJT1](#) [PWC0805-16R2JT1](#) [PWC0805-16R5JT1](#) [PWC0805-16R9JT1](#) [PWC0805-17R4JT1](#) [PWC0805-17R8JT1](#) [PWC0805-18RJT1](#) [PWC0805-18R2JT1](#) [PWC0805-18R7JT1](#) [PWC0805-19R1JT1](#) [PWC0805-19R6JT1](#) [PWC0805-20RJT1](#) [PWC0805-20R5JT1](#) [PWC0805-21RJT1](#) [PWC0805-21R5JT1](#) [PWC0805-22RJT1](#) [PWC0805-22R1JT1](#) [PWC0805-22R6JT1](#) [PWC0805-23R2JT1](#) [PWC0805-23R7JT1](#) [PWC0805-24RJT1](#) [PWC0805-24R3JT1](#) [PWC0805-24R9JT1](#) [PWC0805-25R5JT1](#) [PWC0805-26R1JT1](#) [PWC0805-26R7JT1](#) [PWC0805-27RJT1](#) [PWC0805-27R4JT1](#) [PWC0805-28RJT1](#) [PWC0805-28R7JT1](#) [PWC0805-29R4JT1](#) [PWC0805-30RJT1](#) [PWC0805-30R1JT1](#) [PWC0805-30R9JT1](#) [PWC0805-31R6JT1](#) [PWC0805-32R4JT1](#) [PWC0805-33RJT1](#) [PWC0805-33R2JT1](#) [PWC0805-34RJT1](#) [PWC0805-34R8JT1](#) [PWC0805-35R7JT1](#) [PWC0805-36RJT1](#) [PWC0805-36R5JT1](#) [PWC0805-37R4JT1](#) [PWC0805-38R3JT1](#) [PWC0805-39RJT1](#) [PWC0805-39R2JT1](#) [PWC0805-40R2JT1](#) [PWC0805-41R2JT1](#) [PWC0805-42R2JT1](#) [PWC0805-43RJT1](#)