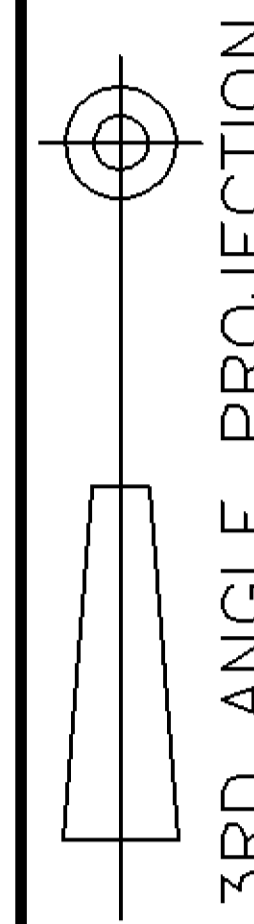


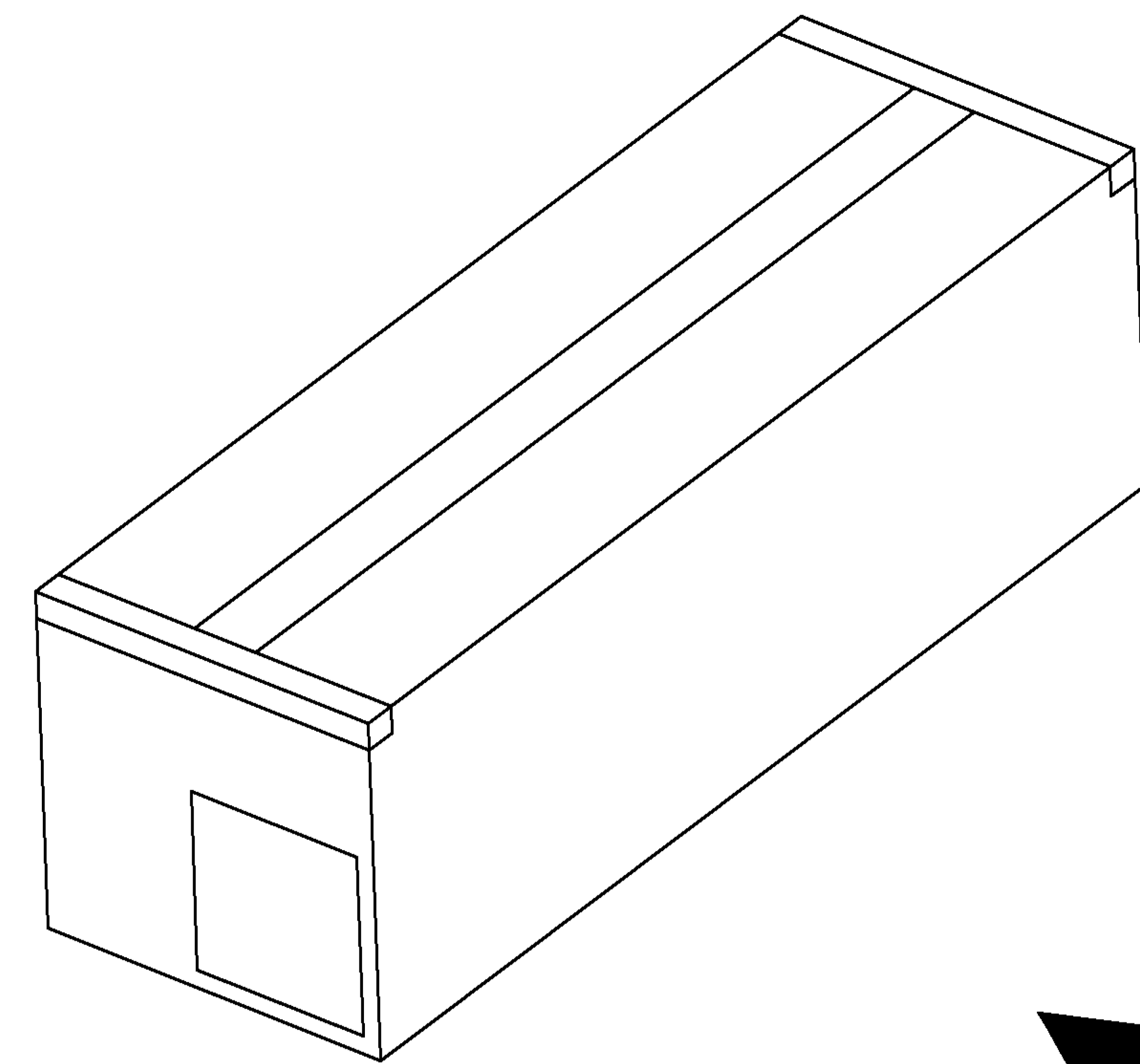
NUMBER
C-1734058



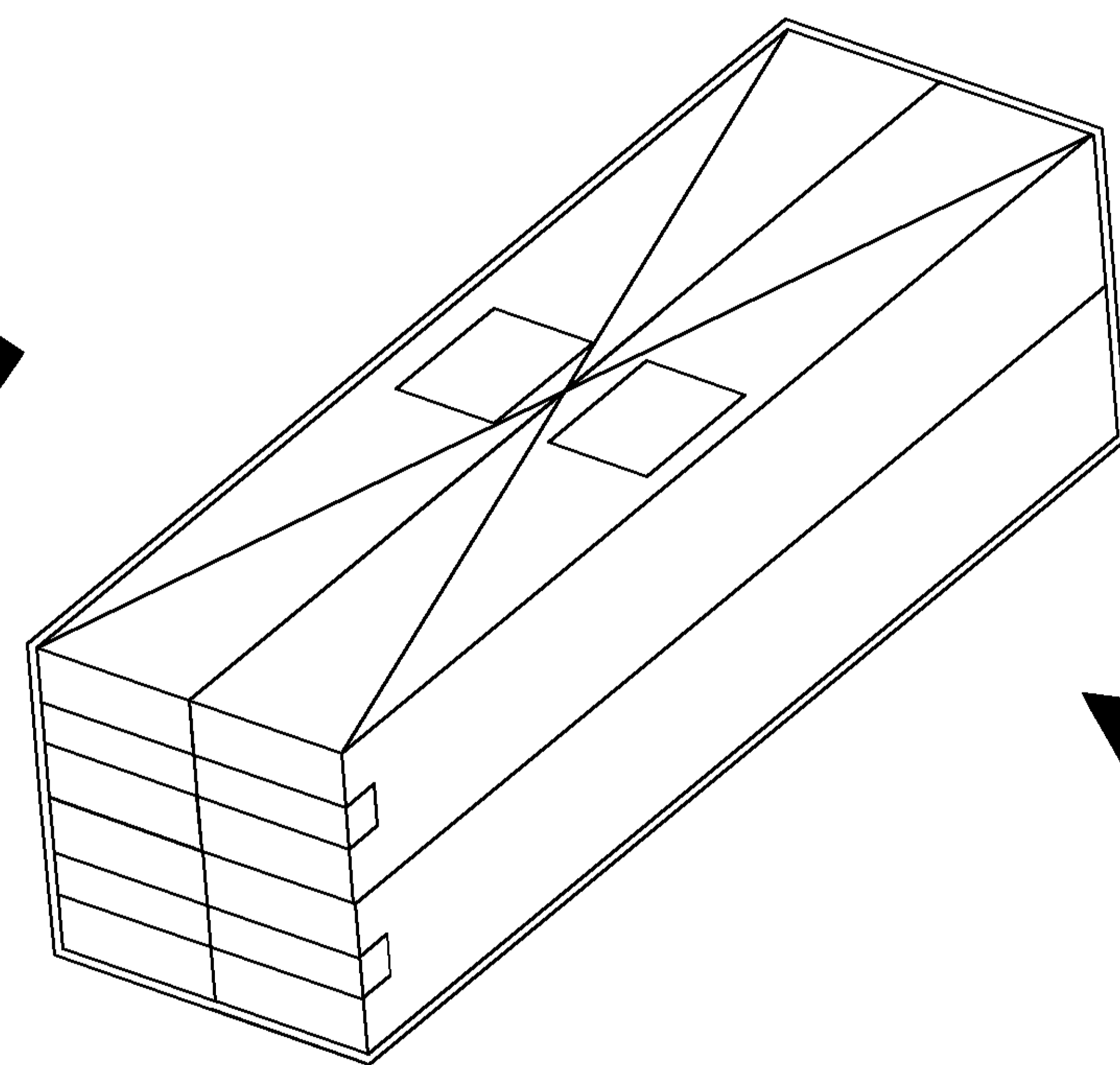
METRIC

DIMENSIONS IN MILLIMETERS. DO NOT SCALE PRINT.


PRINT DIST
DW



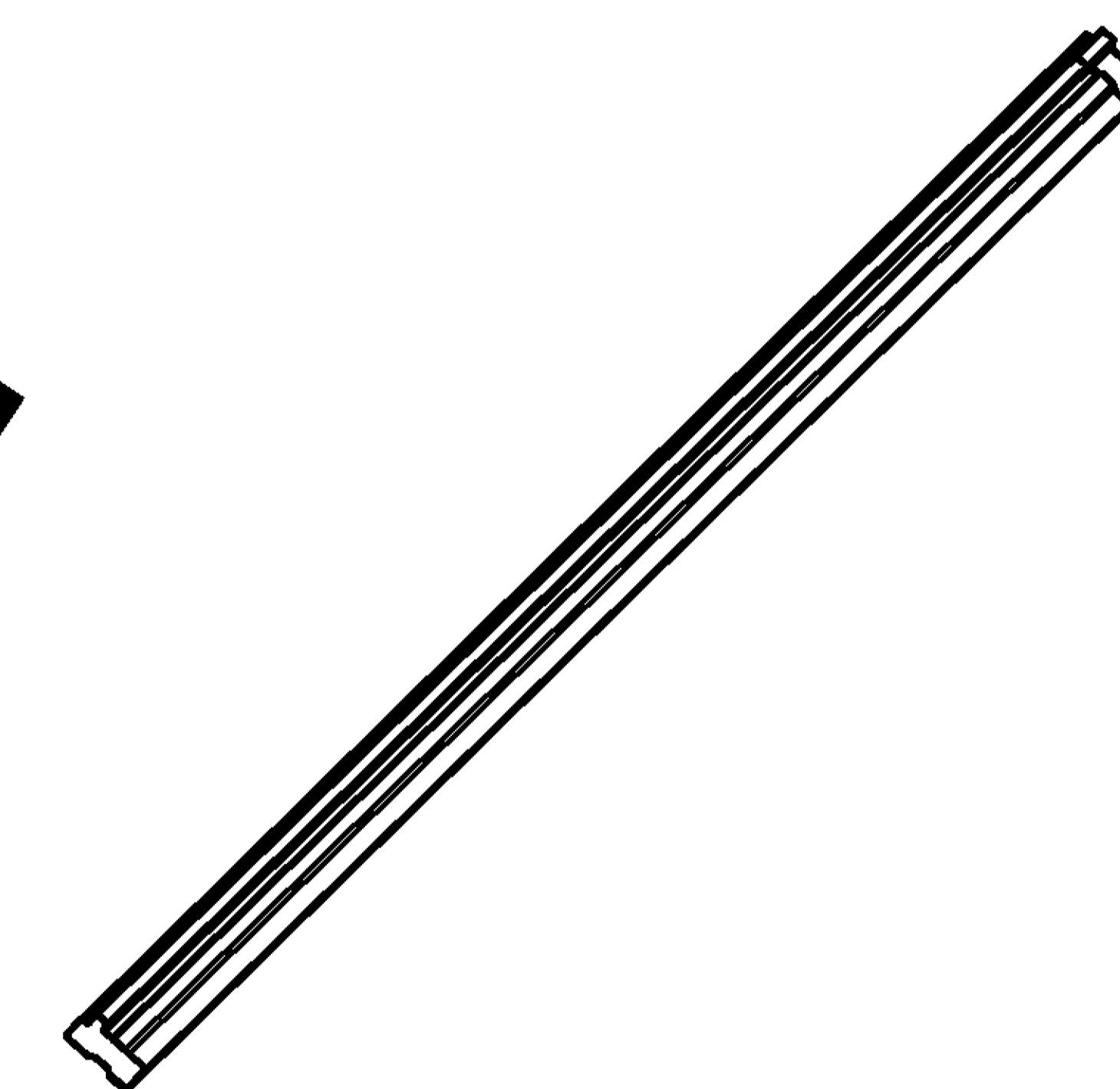

SHIPPING CARTON



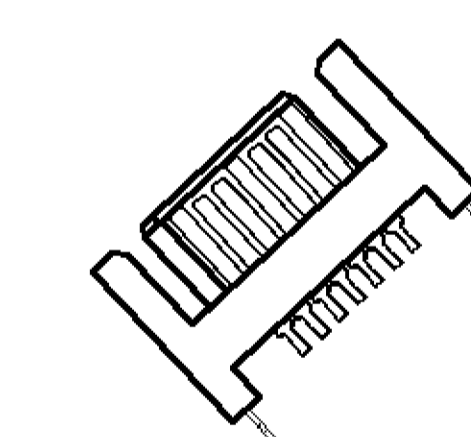
INNER CARTON



SHEAF



TUBE



PRODUCT

NOTE:

1. DIMENSION
 TRAY: 460 X 7.5 X 15.8
 INNER CARTON: 485 X 86 X 72
 SHIPPING CARTON: 500 X 187 X 169
2. QUANTITY
 25 PCS/TUBE
 40 TUBES/SHEAF
 1 SHEAF/INNER CARTON
 4 INNER CARTON/SHIPPING CARTON
 4000 PCS/SHIPPING CARTON
3. WEIGHT:
 N.W: 5 KG
 G.W: 6 KG

D

C

B

A

TOLERANCES UNLESS OTHERWISE SPECIFIED: 0 PLC ± 1 PLC ± 2 PLC ± 3 PLC ± ANGLES ±		DWN A. WU 06-JUN-2006				
MATERIAL -		CHK S. HOU 06-JUN-2006				
FINISH -		APVD W.J. KE 06-JUN-2006	NAME SERIAL ATA, 7 POS., PLUG, VERTICAL, SMT TYPE.			
-		PRODUCT SPEC -	LOC DW	SIZE A ₃	DRAWING NO C-1734058	REV A1
-		APPLICATION SPEC -	SCALE --		SHEET 2 OF 2	
-		WEIGHT -	CUSTOMER DRAWING			

LTR	REVISION RECORD	SEE SHEET 1 eco	DWN CHK	DATE
-----	-----------------	--------------------	------------	------

8 | 7 | 6 | 5 | 4 | 3 | 2 | 1

CUSTOMER DRAWING

Mouser Electronics

Authorized Distributor

Click to View Pricing, Inventory, Delivery & Lifecycle Information:

[TE Connectivity:](#)

[1734058-2](#)