

Electrical Characteristics @ T_A = 25°C unless otherwise specified

| Type Number | Marking Code | Zener Voltage Range (Note 2) | | | | Maximum Zener Impedance (Note 3) | | | Maximum Reverse Current | | Typical Temperature Coefficient @ I _{ZT} mV/°C | |
|-------------|--------------|----------------------------------|---------|---------|-----------------|-----------------------------------|-----------------------------------|------|-------------------------|----------------|---|------|
| | | V _Z @ I _{ZT} | | | I _{ZT} | Z _{ZT} @ I _{ZT} | Z _{ZK} @ I _{ZK} | | I _R | V _R | Min | Max |
| | | Nom (V) | Min (V) | Max (V) | (mA) | (Ω) | (Ω) | (mA) | (μA) | (V) | | |
| BZX84C2V4 | Z11/KZB | 2.4 | 2.2 | 2.6 | 5.0 | 100 | 600 | 1.0 | 50 | 1.0 | -3.5 | 0 |
| BZX84C2V7 | Z12/KZC | 2.7 | 2.5 | 2.9 | 5.0 | 100 | 600 | 1.0 | 20 | 1.0 | -3.5 | 0 |
| BZX84C3V0 | Z13/KZD | 3.0 | 2.8 | 3.2 | 5.0 | 95 | 600 | 1.0 | 10 | 1.0 | -3.5 | 0 |
| BZX84C3V3 | Z14/KZE | 3.3 | 3.1 | 3.5 | 5.0 | 95 | 600 | 1.0 | 5.0 | 1.0 | -3.5 | 0 |
| BZX84C3V6 | Z15/KZF | 3.6 | 3.4 | 3.8 | 5.0 | 90 | 600 | 1.0 | 5.0 | 1.0 | -3.5 | 0 |
| BZX84C3V9 | Z16/KZG | 3.9 | 3.7 | 4.1 | 5.0 | 90 | 600 | 1.0 | 3.0 | 1.0 | -3.5 | 0 |
| BZX84C4V3 | Z17/KZH | 4.3 | 4.0 | 4.6 | 5.0 | 90 | 600 | 1.0 | 3.0 | 1.0 | -3.5 | 0 |
| BZX84C4V7 | Z1/KZ1 | 4.7 | 4.4 | 5.0 | 5.0 | 80 | 500 | 1.0 | 3.0 | 2.0 | -3.5 | 0.2 |
| BZX84C5V1 | Z2/KZ2 | 5.1 | 4.8 | 5.4 | 5.0 | 60 | 480 | 1.0 | 2.0 | 2.0 | -2.7 | 1.2 |
| BZX84C5V6 | Z3/KZ3 | 5.6 | 5.2 | 6.0 | 5.0 | 40 | 400 | 1.0 | 1.0 | 2.0 | -2.0 | 2.5 |
| BZX84C6V2 | Z4/KZ4 | 6.2 | 5.8 | 6.6 | 5.0 | 10 | 150 | 1.0 | 3.0 | 4.0 | 0.4 | 3.7 |
| BZX84C6V8 | Z5/KZ5 | 6.8 | 6.4 | 7.2 | 5.0 | 15 | 80 | 1.0 | 2.0 | 4.0 | 1.2 | 4.5 |
| BZX84C7V5 | Z6/KZ6 | 7.5 | 7.0 | 7.9 | 5.0 | 15 | 80 | 1.0 | 1.0 | 5.0 | 2.5 | 5.3 |
| BZX84C8V2 | Z7/KZ7 | 8.2 | 7.7 | 8.7 | 5.0 | 15 | 80 | 1.0 | 0.7 | 5.0 | 3.2 | 6.2 |
| BZX84C9V1 | Z8/KZ8 | 9.1 | 8.5 | 9.6 | 5.0 | 15 | 100 | 1.0 | 0.5 | 6.0 | 3.8 | 7.0 |
| BZX84C10 | Z9/KZ9/8Q | 10 | 9.4 | 10.6 | 5.0 | 20 | 150 | 1.0 | 0.2 | 7.0 | 4.5 | 8.0 |
| BZX84C11 | Y1/KY1 | 11 | 10.4 | 11.6 | 5.0 | 20 | 150 | 1.0 | 0.1 | 8.0 | 5.4 | 9.0 |
| BZX84C12 | Y2/KY2 | 12 | 11.4 | 12.7 | 5.0 | 25 | 150 | 1.0 | 0.1 | 8.0 | 6.0 | 10.0 |
| BZX84C13 | Y3/KY3 | 13 | 12.4 | 14.1 | 5.0 | 30 | 170 | 1.0 | 0.1 | 8.0 | 7.0 | 11.0 |
| BZX84C15 | Y4/KY4 | 15 | 13.8 | 15.6 | 5.0 | 30 | 200 | 1.0 | 0.1 | 10.5 | 9.2 | 13.0 |
| BZX84C16 | Y5/KY5 | 16 | 15.3 | 17.1 | 5.0 | 40 | 200 | 1.0 | 0.1 | 11.2 | 10.4 | 14.0 |
| BZX84C18 | Y6/KY6 | 18 | 16.8 | 19.1 | 5.0 | 45 | 225 | 1.0 | 0.1 | 12.6 | 12.4 | 16.0 |
| BZX84C20 | Y7/KY7 | 20 | 18.8 | 21.2 | 5.0 | 55 | 225 | 1.0 | 0.1 | 14.0 | 14.4 | 18.0 |
| BZX84C22 | Y8/KY8 | 22 | 20.8 | 23.3 | 5.0 | 55 | 250 | 1.0 | 0.1 | 15.4 | 16.4 | 20.0 |
| BZX84C24 | Y9/KY9 | 24 | 22.8 | 25.6 | 5.0 | 70 | 250 | 1.0 | 0.1 | 16.8 | 18.4 | 22.0 |
| BZX84C27 | Y10/KYA | 27 | 25.1 | 28.9 | 2.0 | 80 | 300 | 0.5 | 0.1 | 18.9 | 21.4 | 25.3 |
| BZX84C30 | Y11/KYB | 30 | 28.0 | 32.0 | 2.0 | 80 | 300 | 0.5 | 0.1 | 21.0 | 24.4 | 29.4 |
| BZX84C33 | Y12/KYC | 33 | 31.0 | 35.0 | 2.0 | 80 | 325 | 0.5 | 0.1 | 23.1 | 27.4 | 33.4 |
| BZX84C36 | Y13/KYD | 36 | 34.0 | 38.0 | 2.0 | 90 | 350 | 0.5 | 0.1 | 25.2 | 30.4 | 37.4 |
| BZX84C39 | Y14/KYE | 39 | 37.0 | 41.0 | 2.0 | 130 | 350 | 0.5 | 0.1 | 27.3 | 33.4 | 41.2 |
| BZX84C43 | Y15/KYF | 43 | 40.0 | 46.0 | 2.0 | 150 | 375 | 0.5 | 0.1 | 30.1 | 10.0 | 12.0 |
| BZX84C47 | Y16/KYG | 47 | 44.0 | 50.0 | 2.0 | 170 | 375 | 0.5 | 0.1 | 32.9 | 10.0 | 12.0 |
| BZX84C51 | Y17/KYH | 51 | 48.0 | 54.0 | 2.0 | 180 | 400 | 0.5 | 0.1 | 35.7 | 10.0 | 12.0 |

- Notes:
1. Valid provided that device terminals are kept at ambient temperature.
 2. Tested with pulses, 300μs pulse width, period = 5ms.
 3. f = 1KHz.

RATING AND CHARACTERISTICS CURVES (BZX84C2V4 THRU BZX84C51)

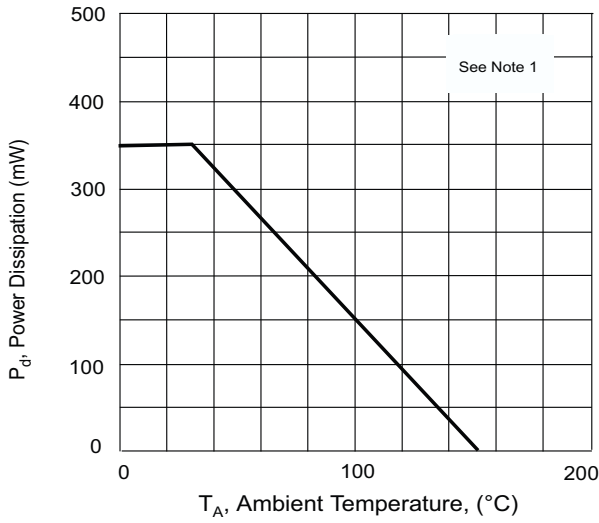


Fig. 1 Power Derating Curve

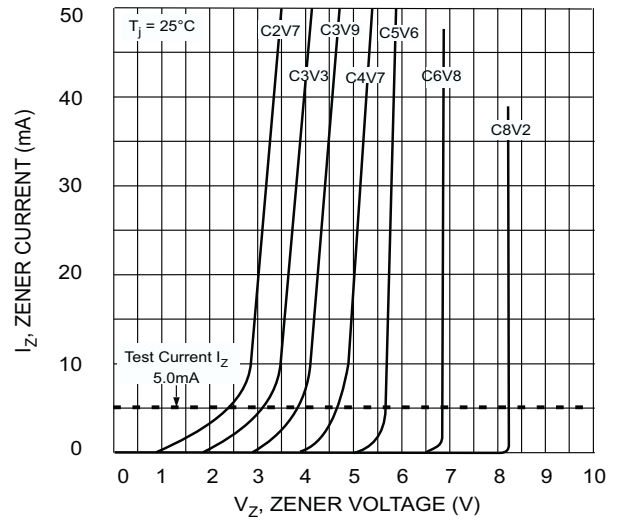


Fig. 2 Zener Breakdown Characteristics

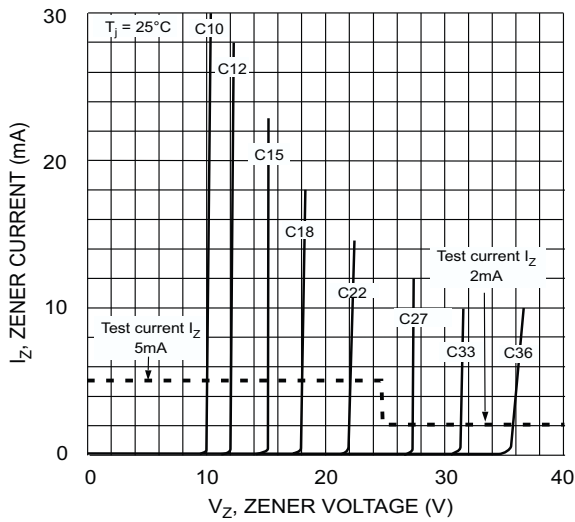


Fig. 3 Zener Breakdown Characteristics

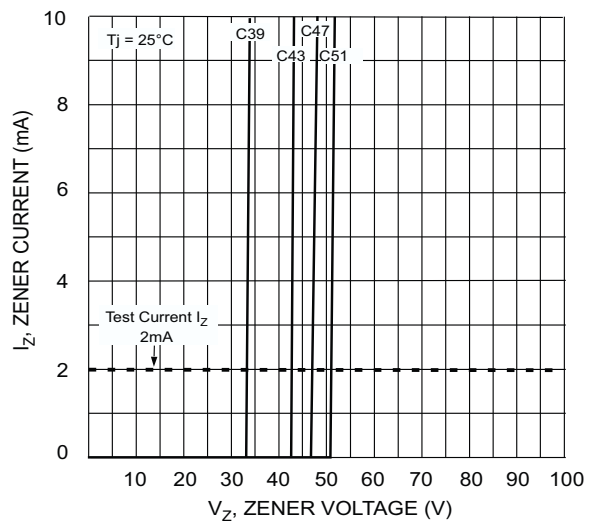


Fig. 4 Zener Breakdown Characteristics

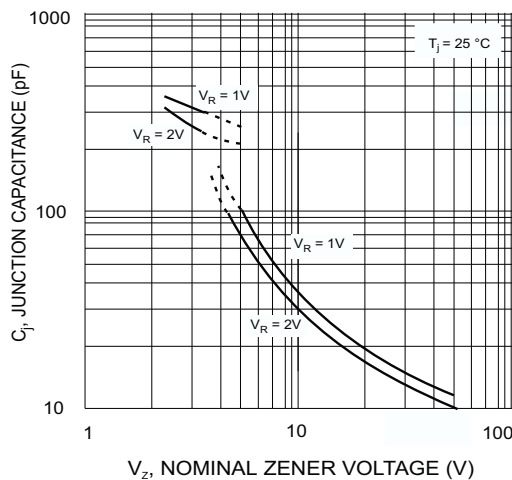


Fig. 5 Junction Capacitance vs. Nominal Zener Voltage

DISCLAIMER NOTICE

Rectron Inc reserves the right to make changes without notice to any product specification herein, to make corrections, modifications, enhancements or other changes. Rectron Inc or anyone on its behalf assumes no responsibility or liability for any errors or inaccuracies. Data sheet specifications and its information contained are intended to provide a product description only. "Typical" parameters which may be included on RECTRON data sheets and/ or specifications can and do vary in different applications and actual performance may vary over time. Rectron Inc does not assume any liability arising out of the application or use of any product or circuit.

Rectron products are not designed, intended or authorized for use in medical, life-saving implant or other applications intended for life-sustaining or other related applications where a failure or malfunction of component or circuitry may directly or indirectly cause injury or threaten a life without expressed written approval of Rectron Inc. Customers using or selling Rectron components for use in such applications do so at their own risk and shall agree to fully indemnify Rectron Inc and its subsidiaries harmless against all claims, damages and expenditures.

Mouser Electronics

Authorized Distributor

Click to View Pricing, Inventory, Delivery & Lifecycle Information:

Rectron:

[BZX84C16](#) [BZX84C6V8](#) [BZX84C5V6](#) [BZX84C22](#) [BZX84C12](#) [BZX84C36](#) [BZX84C13](#) [BZX84C3V3](#) [BZX84C10](#)
[BZX84C47](#) [BZX84C3V6](#) [BZX84C39](#) [BZX84C7V5](#) [BZX84C11](#) [BZX84C30](#) [BZX84C4V3](#) [BZX84C5V1](#) [BZX84C33](#)
[BZX84C9V1](#) [BZX84C3V0](#) [BZX84C18](#) [BZX84C15](#) [BZX84C27](#) [BZX84C20](#) [BZX84C3V9](#) [BZX84C4V7](#) [BZX84C6V2](#)
[BZX84C24](#) [BZX84C8V2](#)