



ELECTRICAL CHARACTERISTICS (T <sub>A</sub> = 25 °C unless otherwise noted)									
DEVICE TYPE	DEVICE MARKING CODE		BREAKDOWN VOLTAGE V <sub>BR</sub> AT I <sub>T</sub> <sup>(1)</sup> (V)		TEST CURRENT I <sub>T</sub> (mA)	STAND-OFF VOLTAGE V <sub>WM</sub> (V)	MAXIMUM REVERSE LEAKAGE AT V <sub>WM</sub> I <sub>D</sub> (μA) <sup>(3)</sup>	MAXIMUM PEAK PULSE SURGE CURRENT I <sub>PPM</sub> (A) <sup>(2)</sup>	MAXIMUM CLAMPING VOLTAGE AT I <sub>PPM</sub> V <sub>C</sub> (V)
	UNI	BI	MIN.	MAX.					
(+)SMAJ5.0A <sup>(5)</sup>	AE	WE	6.40	7.07	10	5.0	800	43.5	9.2
(+)SMAJ6.0A	AG	WG	6.67	7.37	10	6.0	800	38.8	10.3
(+)SMAJ6.5A	AK	WK	7.22	7.98	10	6.5	500	35.7	11.2
(+)SMAJ7.0A	AM	WM	7.78	8.60	10	7.0	200	33.3	12.0
(+)SMAJ7.5A	AP	WP	8.33	9.21	1.0	7.5	100	31.0	12.9
(+)SMAJ8.0A	AR	WR	8.89	9.83	1.0	8.0	50	29.4	13.6
(+)SMAJ8.5A	AT	WT	9.44	10.4	1.0	8.5	10	27.8	14.4
(+)SMAJ9.0A	AV	WV	10.0	11.1	1.0	9.0	5.0	26.0	15.4
(+)SMAJ10A	AX	WX	11.1	12.3	1.0	10	1.0	23.5	17.0
(+)SMAJ11A	AZ	WZ	12.2	13.5	1.0	11	1.0	22.0	18.2
(+)SMAJ12A	BE	XE	13.3	14.7	1.0	12	1.0	20.1	19.9
(+)SMAJ13A	BG	XG	14.4	15.9	1.0	13	1.0	18.6	21.5
(+)SMAJ14A	BK	XK	15.6	17.2	1.0	14	1.0	17.2	23.2
(+)SMAJ15A	BM	XM	16.7	18.5	1.0	15	1.0	16.4	24.4
(+)SMAJ16A	BP	XP	17.8	19.7	1.0	16	1.0	15.4	26.0
(+)SMAJ17A	BR	XR	18.9	20.9	1.0	17	1.0	14.5	27.6
(+)SMAJ18A	BT	XT	20.0	22.1	1.0	18	1.0	13.7	29.2
(+)SMAJ20A	BV	XV	22.2	24.5	1.0	20	1.0	12.3	32.4
(+)SMAJ22A	BX	XX	24.4	26.9	1.0	22	1.0	11.3	35.5
(+)SMAJ24A	BZ	XZ	26.7	29.5	1.0	24	1.0	10.3	38.9
(+)SMAJ26A	CE	YE	28.9	31.9	1.0	26	1.0	9.5	42.1
(+)SMAJ28A	CG	YG	31.1	34.4	1.0	28	1.0	8.8	45.4
(+)SMAJ30A	CK	YK	33.3	36.8	1.0	30	1.0	8.3	48.4
(+)SMAJ33A	CM	YM	36.7	40.6	1.0	33	1.0	7.5	53.3
(+)SMAJ36A	CP	YP	40.0	44.2	1.0	36	1.0	6.9	58.1
(+)SMAJ40A	CR	YR	44.4	49.1	1.0	40	1.0	6.2	64.5
(+)SMAJ43A	CT	YT	47.8	52.8	1.0	43	1.0	5.8	69.4
(+)SMAJ45A	CV	YV	50.0	55.3	1.0	45	1.0	5.5	72.7
(+)SMAJ48A	CX	YX	53.3	58.9	1.0	48	1.0	5.2	77.4
(+)SMAJ51A	CZ	YZ	56.7	62.7	1.0	51	1.0	4.9	82.4
(+)SMAJ54A	RE	ZE	60.0	66.3	1.0	54	1.0	4.6	87.1
(+)SMAJ58A	RG	ZG	64.4	71.2	1.0	58	1.0	4.3	93.6
(+)SMAJ60A	RK	ZK	66.7	73.7	1.0	60	1.0	4.1	96.8
(+)SMAJ64A	RM	ZM	71.1	78.6	1.0	64	1.0	3.9	103
(+)SMAJ70A	RP	ZP	77.8	86.0	1.0	70	1.0	3.5	113
(+)SMAJ75A	RR	ZR	83.3	92.1	1.0	75	1.0	3.3	121
(+)SMAJ78A	RT	ZT	86.7	95.8	1.0	78	1.0	3.2	126
(+)SMAJ85A	RV	ZV	94.4	104	1.0	85	1.0	2.2	137
(+)SMAJ90A	RX	ZX	100	111	1.0	90	1.0	2.1	146
(+)SMAJ100A	RZ	ZZ	111	123	1.0	100	1.0	1.9	162
(+)SMAJ110A	SE	VE	122	135	1.0	110	1.0	1.7	177
(+)SMAJ120A	VG	VG	133	147	1.0	120	1.0	1.6	193
(+)SMAJ130A	VK	VK	144	159	1.0	130	1.0	1.4	209
(+)SMAJ150A	VM	VM	167	185	1.0	150	1.0	1.2	243
(+)SMAJ160A	SP	VP	178	197	1.0	160	1.0	1.2	259
(+)SMAJ170A	SR	VR	189	209	1.0	170	1.0	1.09	275
(+)SMAJ188A	SS	VS	209	231	1.0	188	1.0	0.91	328

Notes

- (1) Pulse test: t<sub>p</sub> ≤ 50 ms
- (2) Surge current waveform per fig. 3 and derate per fig. 2
- (3) For bidirectional types having V<sub>WM</sub> of 10 V and less, the I<sub>D</sub> limit is doubled
- (4) All terms and symbols are consistent with ANSI/IEEE C62.35
- (5) For the bi-directional SMAJ5.0CA, the maximum V<sub>BR</sub> is 7.25 V
- (6) V<sub>F</sub> = 3.5 V at I<sub>F</sub> = 25 A (unidirectional only)
- (\*) Underwriters Laboratory Recognition for the classification of protectors (QVGG2) under the UL standard for safety 497B and file number E136766 for both unidirectional and bidirectional device



<b>THERMAL CHARACTERISTICS</b> ( $T_A = 25\text{ }^\circ\text{C}$ unless otherwise noted)			
PARAMETER	SYMBOL	VALUE	UNIT
Typical thermal resistance, junction to ambient <sup>(1)</sup>	$R_{\theta JA}$	120	$^\circ\text{C/W}$
Typical thermal resistance, junction to lead	$R_{\theta JL}$	30	$^\circ\text{C/W}$

**Note**

<sup>(1)</sup> Mounted on minimum recommended pad layout

<b>ORDERING INFORMATION</b> (Example)				
PREFERRED P/N	UNIT WEIGHT (g)	PREFERRED PACKAGE CODE	BASE QUANTITY	DELIVERY MODE
SMAJ5.0A-E3/61	0.064	61	1800	7" diameter plastic tape and reel
SMAJ5.0A-M3/61				
SMAJ5.0A-E3/5A	0.064	5A	7500	13" diameter plastic tape and reel
SMAJ5.0A-M3/5A				
SMAJ5.0AHE3_A/H <sup>(1)</sup>	0.064	H	1800	7" diameter plastic tape and reel
SMAJ5.0AHM3_A/H <sup>(1)</sup>				
SMAJ5.0AHE3_A/I <sup>(1)</sup>	0.064	I	7500	13" diameter plastic tape and reel
SMAJ5.0AHM3_A/I <sup>(1)</sup>				

**Note**

<sup>(1)</sup> AEC-Q101 qualified

## RATINGS AND CHARACTERISTICS CURVES ( $T_A = 25\text{ }^\circ\text{C}$ unless otherwise noted)

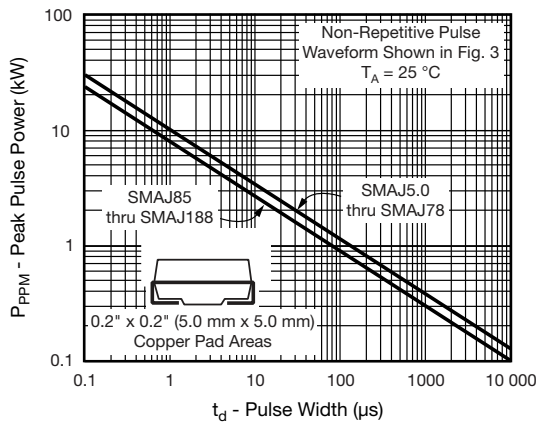


Fig. 1 - Peak Pulse Power Rating Curve

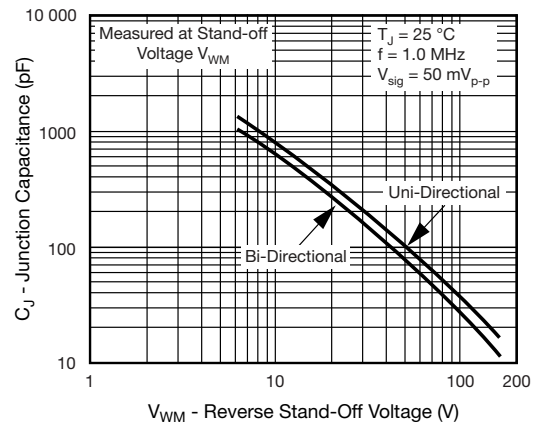


Fig. 4 - Typical Junction Capacitance

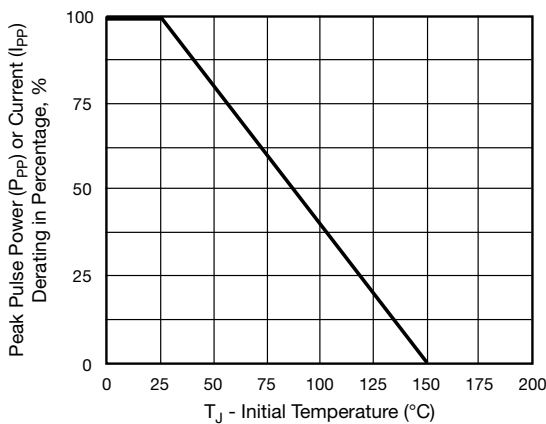


Fig. 2 - Pulse Power or Current vs. Initial Junction Temperature

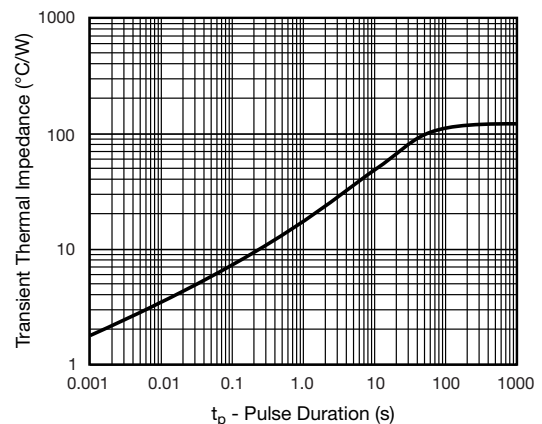


Fig. 5 - Typical Transient Thermal Impedance

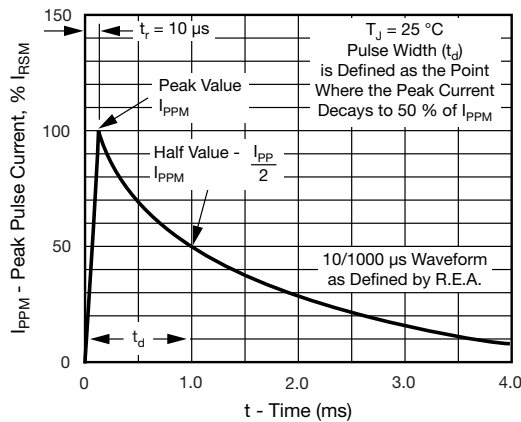


Fig. 3 - Pulse Waveform

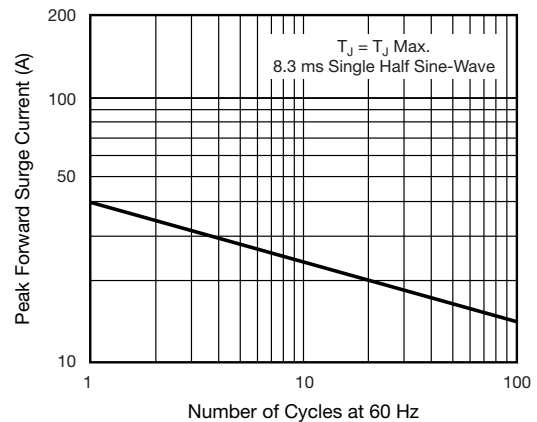
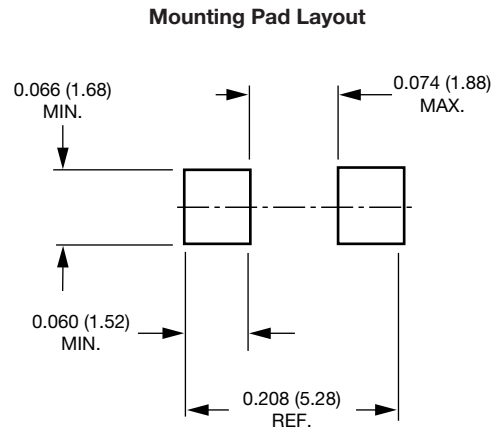
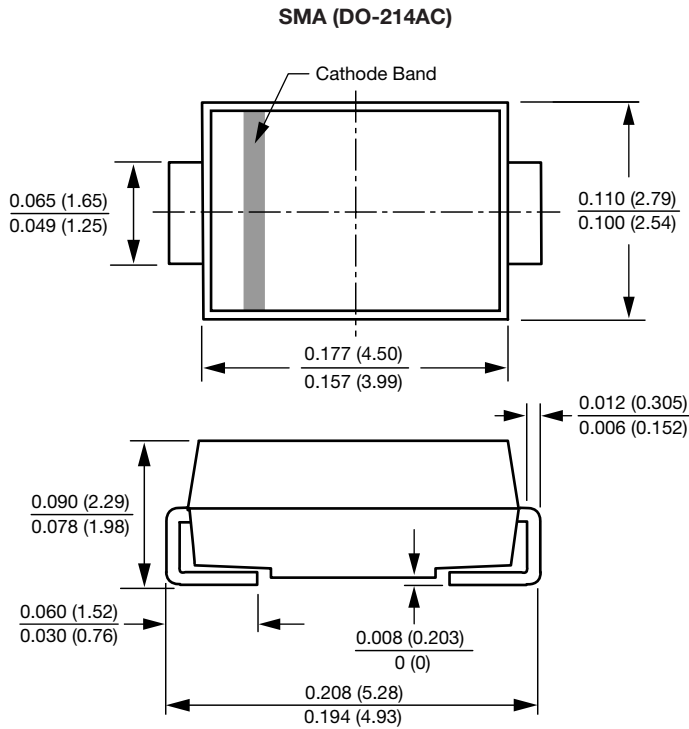


Fig. 6 - Maximum Non-Repetitive Forward Surge Current Unidirectional Only



### PACKAGE OUTLINE DIMENSIONS in inches (millimeters)





## **Disclaimer**

ALL PRODUCT, PRODUCT SPECIFICATIONS AND DATA ARE SUBJECT TO CHANGE WITHOUT NOTICE TO IMPROVE RELIABILITY, FUNCTION OR DESIGN OR OTHERWISE.

Vishay Intertechnology, Inc., its affiliates, agents, and employees, and all persons acting on its or their behalf (collectively, "Vishay"), disclaim any and all liability for any errors, inaccuracies or incompleteness contained in any datasheet or in any other disclosure relating to any product.

Vishay makes no warranty, representation or guarantee regarding the suitability of the products for any particular purpose or the continuing production of any product. To the maximum extent permitted by applicable law, Vishay disclaims (i) any and all liability arising out of the application or use of any product, (ii) any and all liability, including without limitation special, consequential or incidental damages, and (iii) any and all implied warranties, including warranties of fitness for particular purpose, non-infringement and merchantability.

Statements regarding the suitability of products for certain types of applications are based on Vishay's knowledge of typical requirements that are often placed on Vishay products in generic applications. Such statements are not binding statements about the suitability of products for a particular application. It is the customer's responsibility to validate that a particular product with the properties described in the product specification is suitable for use in a particular application. Parameters provided in datasheets and / or specifications may vary in different applications and performance may vary over time. All operating parameters, including typical parameters, must be validated for each customer application by the customer's technical experts. Product specifications do not expand or otherwise modify Vishay's terms and conditions of purchase, including but not limited to the warranty expressed therein.

Except as expressly indicated in writing, Vishay products are not designed for use in medical, life-saving, or life-sustaining applications or for any other application in which the failure of the Vishay product could result in personal injury or death. Customers using or selling Vishay products not expressly indicated for use in such applications do so at their own risk. Please contact authorized Vishay personnel to obtain written terms and conditions regarding products designed for such applications.

No license, express or implied, by estoppel or otherwise, to any intellectual property rights is granted by this document or by any conduct of Vishay. Product names and markings noted herein may be trademarks of their respective owners.

# Mouser Electronics

Authorized Distributor

Click to View Pricing, Inventory, Delivery & Lifecycle Information:

## Vishay:

[SMAJ100A-E3/5A](#) [SMAJ100A-E3/61](#) [SMAJ100CA-E3/5A](#) [SMAJ100CA-E3/61](#) [SMAJ10A-E3/5A](#) [SMAJ10A-E3/61](#)  
[SMAJ10CA-E3/5A](#) [SMAJ10CA-E3/61](#) [SMAJ110A-E3/5A](#) [SMAJ110A-E3/61](#) [SMAJ110CA-E3/5A](#) [SMAJ110CA-E3/61](#)  
[SMAJ11A-E3/5A](#) [SMAJ11A-E3/61](#) [SMAJ11CA-E3/5A](#) [SMAJ11CA-E3/61](#) [SMAJ120A-E3/5A](#) [SMAJ120A-E3/61](#)  
[SMAJ120CA-E3/5A](#) [SMAJ120CA-E3/61](#) [SMAJ12A-E3/5A](#) [SMAJ12A-E3/61](#) [SMAJ12CA-E3/5A](#) [SMAJ12CA-E3/61](#)  
[SMAJ130A-E3/5A](#) [SMAJ130A-E3/61](#) [SMAJ130CA-E3/5A](#) [SMAJ130CA-E3/61](#) [SMAJ13A-E3/5A](#) [SMAJ13A-E3/61](#)  
[SMAJ13CA-E3/5A](#) [SMAJ13CA-E3/61](#) [SMAJ14A-E3/5A](#) [SMAJ14A-E3/61](#) [SMAJ14CA-E3/5A](#) [SMAJ14CA-E3/61](#)  
[SMAJ13A-M3/61](#) [SMAJ5.0A-M3/61](#) [SMAJ150A-E3/5A](#) [SMAJ150A-E3/61](#) [SMAJ150CA-E3/5A](#) [SMAJ150CA-E3/61](#)  
[SMAJ15A-E3/5A](#) [SMAJ15A-E3/61](#) [SMAJ15CA-E3/5A](#) [SMAJ15CA-E3/61](#) [SMAJ160A-E3/5A](#) [SMAJ160A-E3/61](#)  
[SMAJ160CA-E3/5A](#) [SMAJ160CA-E3/61](#) [SMAJ16A-E3/5A](#) [SMAJ16A-E3/61](#) [SMAJ16CA-E3/5A](#) [SMAJ16CA-E3/61](#)  
[SMAJ170A-E3/5A](#) [SMAJ170A-E3/61](#) [SMAJ170CA-E3/5A](#) [SMAJ170CA-E3/61](#) [SMAJ17A-E3/5A](#) [SMAJ17A-E3/61](#)  
[SMAJ17CA-E3/5A](#) [SMAJ17CA-E3/61](#) [SMAJ188A-E3/5A](#) [SMAJ188A-E3/61](#) [SMAJ188CA-E3/5A](#) [SMAJ188CA-E3/61](#)  
[SMAJ18A-E3/5A](#) [SMAJ18A-E3/61](#) [SMAJ18CA-E3/5A](#) [SMAJ18CA-E3/61](#) [SMAJ20A-E3/5A](#) [SMAJ20A-E3/61](#)  
[SMAJ20CA-E3/5A](#) [SMAJ20CA-E3/61](#) [SMAJ22A-E3/5A](#) [SMAJ22A-E3/61](#) [SMAJ22CA-E3/5A](#) [SMAJ22CA-E3/61](#)  
[SMAJ24A-E3/5A](#) [SMAJ24A-E3/61](#) [SMAJ24CA-E3/5A](#) [SMAJ24CA-E3/61](#) [SMAJ26A-E3/5A](#) [SMAJ26A-E3/61](#)  
[SMAJ26CA-E3/5A](#) [SMAJ26CA-E3/61](#) [SMAJ28A-E3/5A](#) [SMAJ28A-E3/61](#) [SMAJ28CA-E3/5A](#) [SMAJ28CA-E3/61](#)  
[SMAJ30A-E3/5A](#) [SMAJ30A-E3/61](#) [SMAJ30CA-E3/5A](#) [SMAJ30CA-E3/61](#) [SMAJ33A-E3/5A](#) [SMAJ33A-E3/61](#)  
[SMAJ33CA-E3/5A](#) [SMAJ33CA-E3/61](#) [SMAJ36A-E3/5A](#) [SMAJ36A-E3/61](#)