

**ELECTRICAL CHARACTERISTICS** ($T_A = 25\text{ }^\circ\text{C}$ unless otherwise noted)

PARAMETER	TEST CONDITIONS	SYMBOL	SS12	SS13	SS14	SS15	SS16	UNIT
Maximum instantaneous forward voltage	1.0 A	$V_F^{(1)}$	0.50			0.75		V
Maximum DC reverse current at rated DC blocking voltage	$T_A = 25\text{ }^\circ\text{C}$	$I_R^{(2)}$	0.2				5.0	mA
	$T_A = 100\text{ }^\circ\text{C}$		6.0					

Notes(1) Pulse test: 300 μs pulse width, 1 % duty cycle(2) Pulse test: pulse width $\leq 40\text{ ms}$ **THERMAL CHARACTERISTICS** ($T_A = 25\text{ }^\circ\text{C}$ unless otherwise noted)

PARAMETER	SYMBOL	SS12	SS13	SS14	SS15	SS16	UNIT
Typical thermal resistance ⁽¹⁾	$R_{\theta JA}$	88					$^\circ\text{C/W}$
	$R_{\theta JL}$	28					

Note

(1) PCB mounted with 0.2" x 0.2" (5.0 mm x 5.0 mm) copper pad areas

ORDERING INFORMATION (Example)

PREFERRED P/N	UNIT WEIGHT (g)	PREFERRED PACKAGE CODE	BASE QUANTITY	DELIVERY MODE
SS16-E3/61T	0.064	61T	1800	7" diameter plastic tape and reel
SS16-E3/5AT	0.064	5AT	7500	13" diameter plastic tape and reel
SS16HE3_B/H ⁽¹⁾	0.064	H	1800	7" diameter plastic tape and reel
SS16HE3_B/I ⁽¹⁾	0.064	I	7500	13" diameter plastic tape and reel
SS16-M3/61T	0.064	61T	1800	7" diameter plastic tape and reel
SS16-M3/5AT	0.064	5AT	7500	13" diameter plastic tape and reel
SS16HM3_B/H ⁽¹⁾	0.064	H	1800	7" diameter plastic tape and reel
SS16HM3_B/I ⁽¹⁾	0.064	I	7500	13" diameter plastic tape and reel

Note

(1) AEC-Q101 qualified

RATINGS AND CHARACTERISTICS CURVES ($T_A = 25\text{ }^\circ\text{C}$ unless otherwise noted)

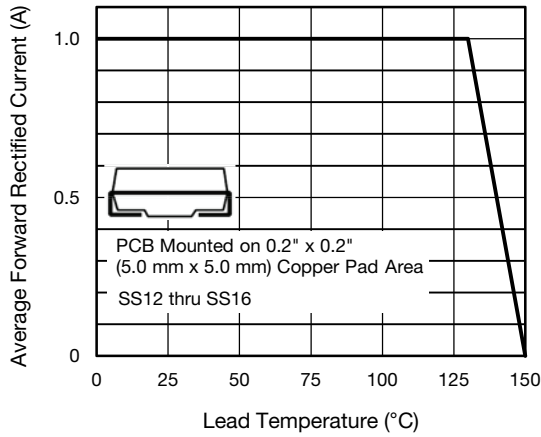


Fig. 1 - Forward Current Derating Curve

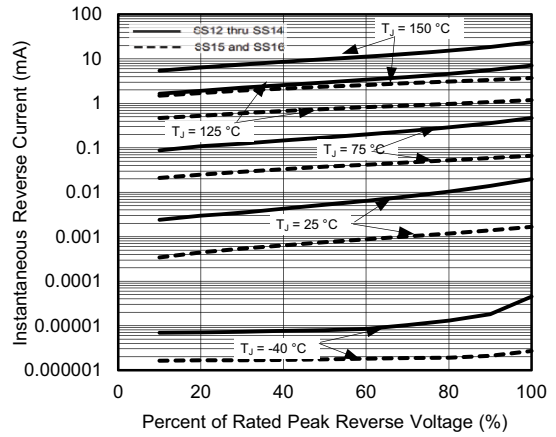


Fig. 4 - Typical Reverse Characteristics

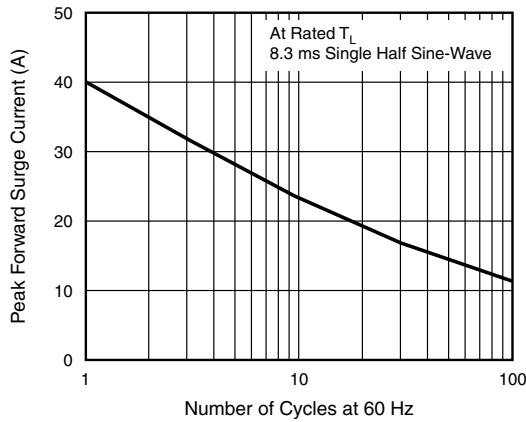


Fig. 2 - Maximum Non-Repetitive Peak Forward Surge Current

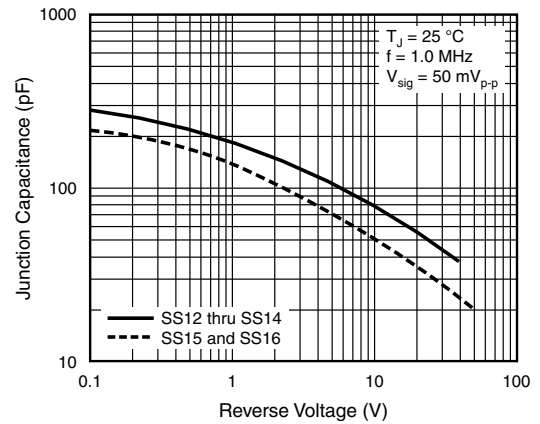


Fig. 5 - Typical Junction Capacitance

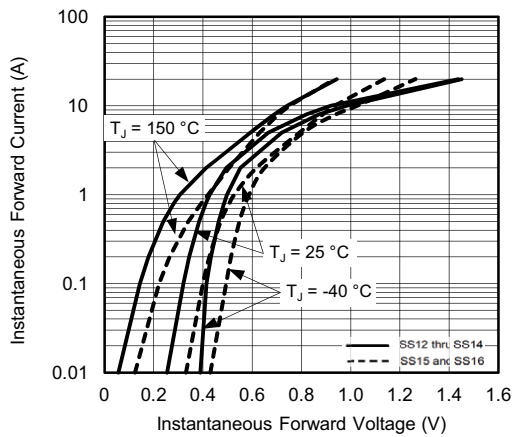
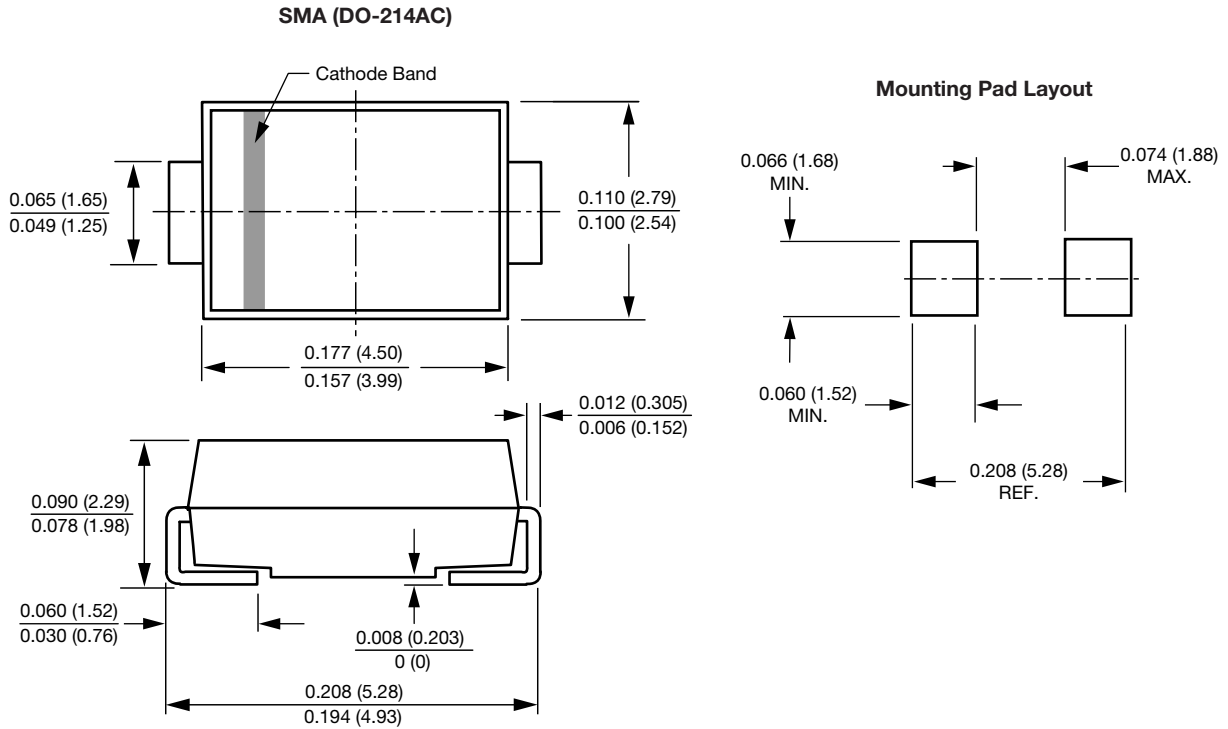


Fig. 3 - Typical Instantaneous Forward Characteristics



PACKAGE OUTLINE DIMENSIONS in inches (millimeters)





Disclaimer

ALL PRODUCT, PRODUCT SPECIFICATIONS AND DATA ARE SUBJECT TO CHANGE WITHOUT NOTICE TO IMPROVE RELIABILITY, FUNCTION OR DESIGN OR OTHERWISE.

Vishay Intertechnology, Inc., its affiliates, agents, and employees, and all persons acting on its or their behalf (collectively, "Vishay"), disclaim any and all liability for any errors, inaccuracies or incompleteness contained in any datasheet or in any other disclosure relating to any product.

Vishay makes no warranty, representation or guarantee regarding the suitability of the products for any particular purpose or the continuing production of any product. To the maximum extent permitted by applicable law, Vishay disclaims (i) any and all liability arising out of the application or use of any product, (ii) any and all liability, including without limitation special, consequential or incidental damages, and (iii) any and all implied warranties, including warranties of fitness for particular purpose, non-infringement and merchantability.

Statements regarding the suitability of products for certain types of applications are based on Vishay's knowledge of typical requirements that are often placed on Vishay products in generic applications. Such statements are not binding statements about the suitability of products for a particular application. It is the customer's responsibility to validate that a particular product with the properties described in the product specification is suitable for use in a particular application. Parameters provided in datasheets and / or specifications may vary in different applications and performance may vary over time. All operating parameters, including typical parameters, must be validated for each customer application by the customer's technical experts. Product specifications do not expand or otherwise modify Vishay's terms and conditions of purchase, including but not limited to the warranty expressed therein.

Except as expressly indicated in writing, Vishay products are not designed for use in medical, life-saving, or life-sustaining applications or for any other application in which the failure of the Vishay product could result in personal injury or death. Customers using or selling Vishay products not expressly indicated for use in such applications do so at their own risk. Please contact authorized Vishay personnel to obtain written terms and conditions regarding products designed for such applications.

No license, express or implied, by estoppel or otherwise, to any intellectual property rights is granted by this document or by any conduct of Vishay. Product names and markings noted herein may be trademarks of their respective owners.

Mouser Electronics

Authorized Distributor

Click to View Pricing, Inventory, Delivery & Lifecycle Information:

[Vishay:](#)

[SS12-E3/5AT](#) [SS12-E3/61T](#) [SS13-E3/5AT](#) [SS13-E3/61T](#) [SS14-E3/5AT](#) [SS14-E3/61T](#) [SS15-E3/5AT](#) [SS15-E3/61T](#)
[SS16-E3/5AT](#) [SS16-E3/61T](#) [SS14-M3/61T](#) [SS16-M3/61T](#) [SS14-M3/5AT](#) [SS14HE3_B/I](#) [SS16HE3_B/H](#)
[SS16HE3_B/I](#) [SS14HE3_B/H](#) [SS12-M3/5AT](#) [SS12-M3/61T](#) [SS13-M3/5AT](#) [SS13-M3/61T](#) [SS16-M3/5AT](#) [SS15-M3/5AT](#) [SS15-M3/61T](#)