

ELECTRICAL SPECIFICATIONS ($T_A = 25^\circ\text{C}$ unless otherwise noted)

JEDEC type number	Uni-directional Bi-directional (C) Device	Breakdown voltage $V_{BR}@I_T$ (V)		Test current I_T (mA)	Reverse stand-Off voltage V_{RWM} (V)	Reverse leakage current at V_{RWM} I_R (μA) ⁽¹⁾	Peak pulse current I_{PPM} (A)	Clamping voltage at I_{PPM} V_C (V)
		Min	Max					
1N6267	1V5KE6V8(C)A	6.45	7.14	10	5.80	1000	143	10.5
1N6268	1V5KE7V5(C)A	7.13	7.88	10	6.40	500	133	11.3
1N6269	1V5KE8V2(C)A	7.79	8.61	10	7.02	200	124	12.1
1N6270	1V5KE9V1(C)A	8.65	9.55	1	7.78	50	112	13.4
1N6271	1V5KE10(C)A	9.5	10.5	1	8.55	10	103	14.5
1N6272	1V5KE11(C)A	10.5	11.6	1	9.40	5	96.2	15.6
1N6273	1V5KE12(C)A	11.4	12.6	1	10.2	5	90.0	16.7
1N6274	1V5KE13(C)A	12.4	13.7	1	11.1	5	82.0	18.2
1N6275	1V5KE15(C)A	14.3	15.8	1	12.8	5	71.0	21.2
1N6276	1V5KE16(C)A	15.2	16.8	1	13.6	5	67.0	22.5
1N6277	1V5KE18(C)A	17.1	18.9	1	15.3	5	59.5	26.2
1N6278	1V5KE20(C)A	19.0	21.0	1	17.1	5	54.2	27.7
1N6279	1V5KE22(C)A	20.9	23.1	1	18.8	5	49.0	30.6
1N6280	1V5KE24(C)A	22.8	25.2	1	20.5	5	45.2	33.2
1N6281	1V5KE27(C)A	25.7	28.4	1	23.1	5	40.0	37.5
1N6282	1V5KE30(C)A	28.5	31.5	1	25.6	5	36.2	41.4
1N6283	1V5KE33(C)A	31.4	34.7	1	28.2	5	33.0	45.7
1N6284	1V5KE36(C)A	34.2	37.8	1	30.8	5	30.1	49.9
1N6285	1V5KE39(C)A	37.1	41	1	33.3	5	28.0	53.9
1N6286	1V5KE43(C)A	40.9	45.2	1	36.8	5	25.3	59.3
1N6287	1V5KE47(C)A	44.7	49.4	1	40.2	5	23.2	64.8
1N6288	1V5KE51(C)A	48.5	53.6	1	43.6	5	21.4	70.1
1N6289	1V5KE56(C)A	53.2	58.8	1	47.8	5	19.5	77.0
1N6290	1V5KE62(C)A	58.9	65.1	1	53.0	5	17.7	85.0
1N6291	1V5KE68(C)A	64.6	71.4	1	58.1	5	16.3	92.0
1N6292	1V5KE75(C)A	71.3	78.8	1	64.1	5	14.6	104
1N6293	1V5KE82(C)A	77.9	86.1	1	70.1	5	13.3	113
1N6294	1V5KE91(C)A	86.5	95.5	1	77.8	5	12.0	125
1N6295	1V5KE100(C)A	95	105	1	85.5	5	11.0	137
1N6296	1V5KE110(C)A	106	116	1	94.0	5	9.9	152
1N6297	1V5KE120(C)A	114	126	1	102	5	9.1	165
1N6298	1V5KE130(C)A	124	137	1	111	5	8.4	179
1N6299	1V5KE150(C)A	143	158	1	128	5	7.2	207
1N6300	1V5KE160(C)A	152	168	1	136	5	6.8	219
1N6301	1V5KE170(C)A	162	179	1	145	5	6.4	234
1N6302	1V5KE180(C)A	171	189	1	154	5	6.1	246
1N6303	1V5KE200(C)A	190	210	1	171	5	5.5	274
	1V5KE220(C)A	209	231	1	185	5	4.6	328
	1V5KE250(C)A	237	263	1	214	5	4.5	344
	1V5KE300(C)A	285	315	1	256	5	3.8	414
	1V5KE350(C)A	333	368	1	300	5	3.2	482
	1V5KE400(C)A	380	420	1	342	5	2.8	548
	1V5KE440(C)A	418	462	1	376	5	2.6	602

Notes:

- For bipolar types having V_{WM} of 10 volts and under, the I_D limit is doubled.

ORDERING INFORMATION		
ORDERING CODE⁽¹⁾	PACKAGE	PACKING
1V5KE x	DO-201	1,250 / Tape & Reel
1V5KE x A0G	DO-201	500 / Ammo box

Notes:

- "x" defines voltage from 6.8V(1V5KE6V8A) to 440V(1V5KE440A)

CHARACTERISTICS CURVES

($T_A = 25^\circ\text{C}$ unless otherwise noted)

Fig1. Peak Pulse Power Rating Curve

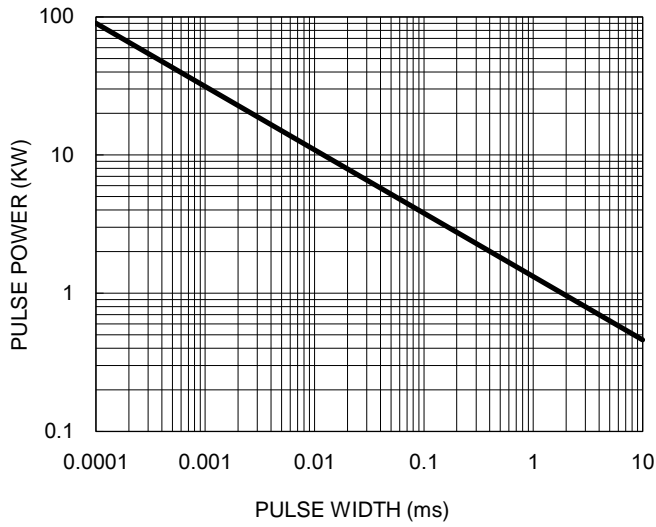


Fig2. Pulse Derating Curve

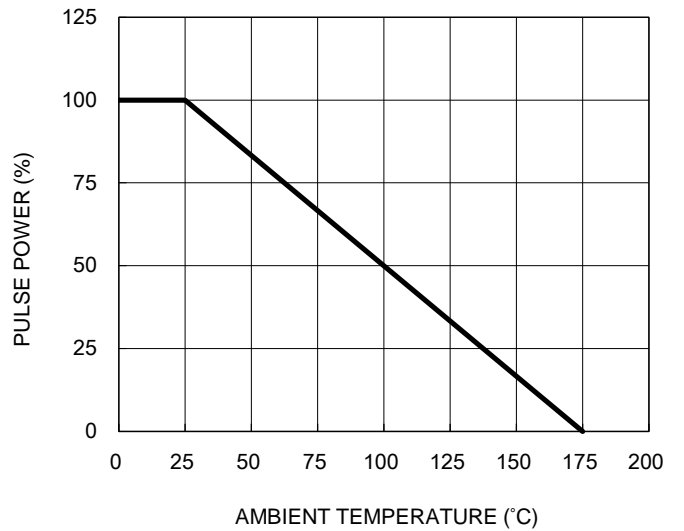


Fig3. Pulse Waveform

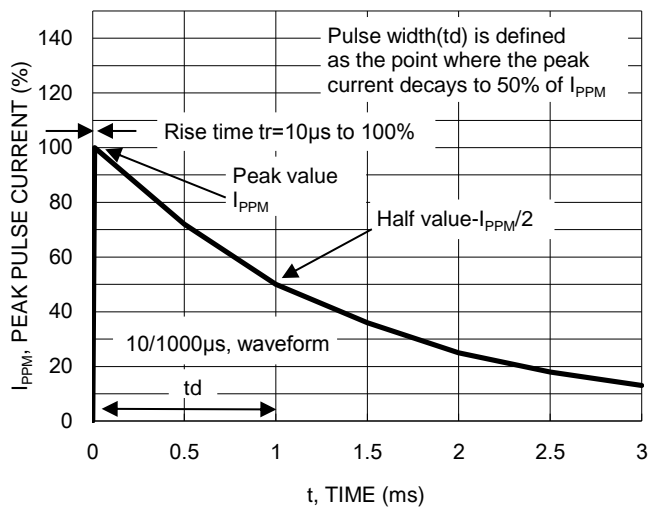
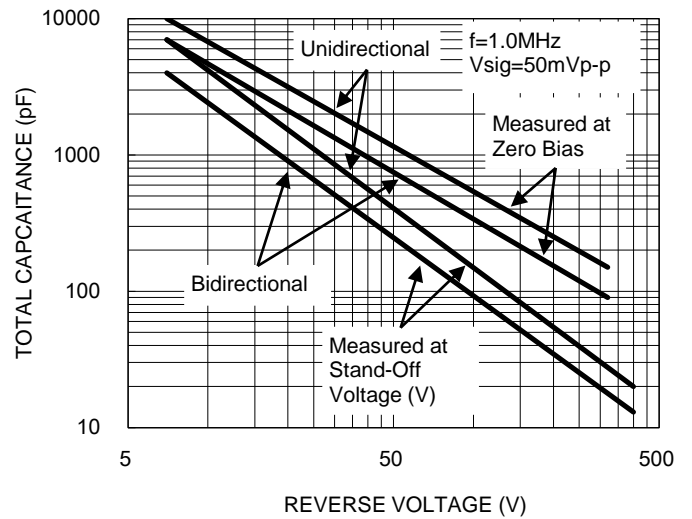


Fig4. Total Capacitance



CHARACTERISTICS CURVES

(T_A = 25°C unless otherwise noted)

Fig.5 Steady State Power Derating Curve

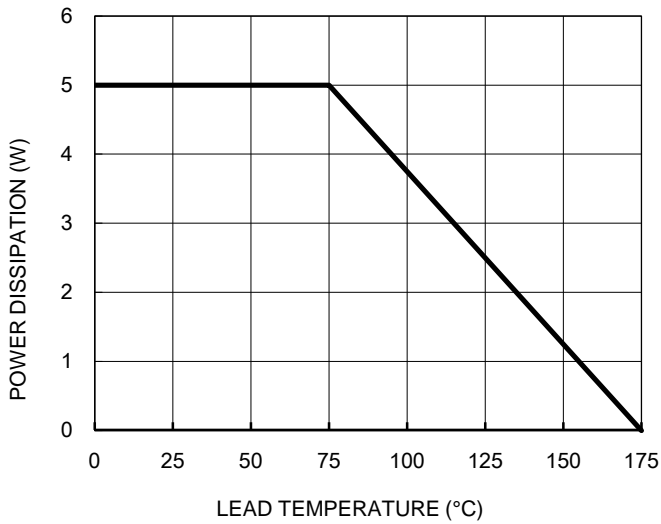
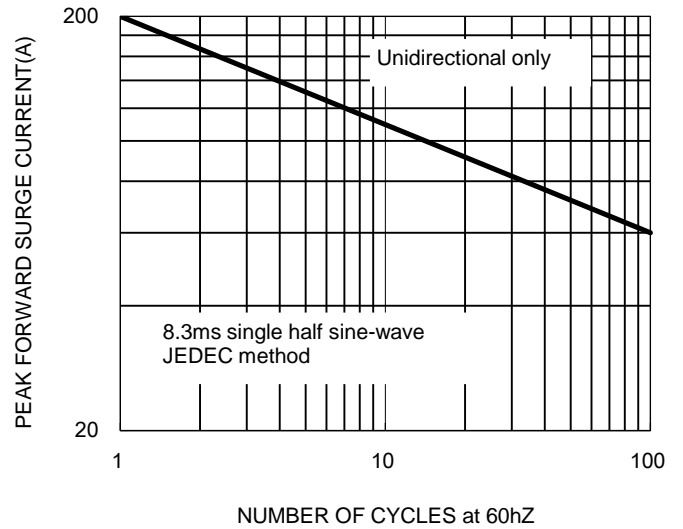
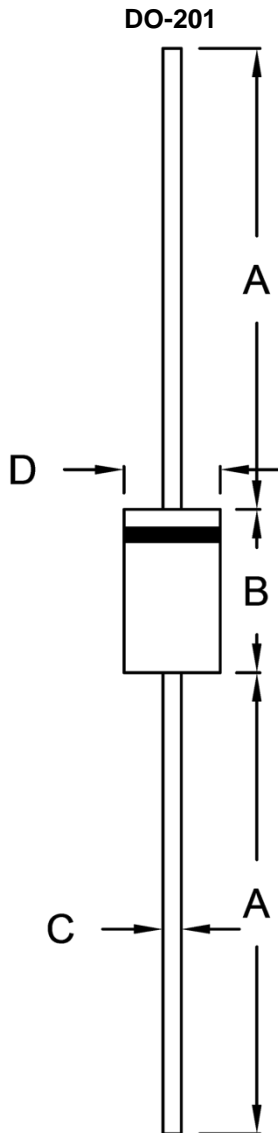


Fig.6 Non-Repetitive Surge Current



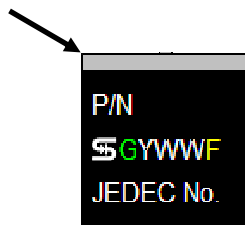
PACKAGE OUTLINE DIMENSIONS



DIM.	Unit (mm)		Unit (inch)	
	Min.	Max.	Min.	Max.
A	25.40	-	1.000	-
B	8.50	9.50	0.335	0.374
C	0.96	1.06	0.038	0.042
D	5.00	5.60	0.197	0.220

MARKING DIAGRAM

Cathode band for uni-directional products only



- P/N = Marking Code
- G = Green Compound
- YWW = Date Code
- F = Factory Code

Notice

Specifications of the products displayed herein are subject to change without notice. TSC or anyone on its behalf, assumes no responsibility or liability for any errors or inaccuracies.

Purchasers are solely responsible for the choice, selection, and use of TSC products and TSC assumes no liability for application assistance or the design of Purchasers' products.

Information contained herein is intended to provide a product description only. No license, express or implied, to any intellectual property rights is granted by this document. Except as provided in TSC's terms and conditions of sale for such products, TSC assumes no liability whatsoever, and disclaims any express or implied warranty, relating to sale and/or use of TSC products including liability or warranties relating to fitness for a particular purpose, merchantability, or infringement of any patent, copyright, or other intellectual property right.

The products shown herein are not designed for use in medical, life-saving, or life-sustaining applications. Customers using or selling these products for use in such applications do so at their own risk and agree to fully indemnify TSC for any damages resulting from such improper use or sale.

Mouser Electronics

Authorized Distributor

Click to View Pricing, Inventory, Delivery & Lifecycle Information:

Taiwan Semiconductor:

[1V5KE10CA](#) [1V5KE110CA](#) [1V5KE18A](#) [1V5KE200A](#) [1V5KE220CA](#) [1V5KE36CA](#) [1V5KE350A](#) [1V5KE56CA](#)
[1V5KE8V2CA](#) [1V5KE91A](#) [1V5KE22A](#) [1V5KE24A](#) [1V5KE30CA](#) [1V5KE7V5CA](#) [1V5KE400A](#) [1V5KE75CA](#)
[1V5KE22CA](#) [1V5KE300A](#) [1V5KE10A](#) [1V5KE110A](#) [1V5KE15A](#) [1V5KE16A](#) [1V5KE12CA](#) [1V5KE440CA](#) [1V5KE6V8A](#)
[1V5KE82CA](#) [1V5KE51CA](#) [1V5KE91CA](#) [1V5KE250A](#) [1V5KE250CA](#) [1V5KE43A](#) [1V5KE43CA](#) [1V5KE47A](#)
[1V5KE68CA](#) [1V5KE30A](#) [1V5KE39CA](#) [1V5KE11CA](#) [1V5KE120A](#) [1V5KE170A](#) [1V5KE170CA](#) [1V5KE47CA](#)
[1V5KE68A](#) [1V5KE12A](#) [1V5KE130A](#) [1V5KE15CA](#) [1V5KE160CA](#) [1V5KE130CA](#) [1V5KE160A](#) [1V5KE18CA](#)
[1V5KE300CA](#) [1V5KE36A](#) [1V5KE39A](#) [1V5KE20A](#) [1V5KE220A](#) [1V5KE33A](#) [1V5KE33CA](#) [1V5KE350CA](#) [1V5KE62A](#)
[1V5KE400CA](#) [1V5KE6V8CA](#) [1V5KE75A](#) [1V5KE7V5A](#) [1V5KE150A](#) [1V5KE150CA](#) [1V5KE100CA](#) [1V5KE200CA](#)
[1V5KE20CA](#) [1V5KE51A](#) [1V5KE16CA](#) [1V5KE24CA](#) [1V5KE440A](#) [1V5KE62CA](#) [1V5KE120CA](#) [1V5KE27A](#)
[1V5KE27CA](#) [1V5KE100A](#) [1V5KE8V2A](#) [1V5KE13A](#) [1V5KE56A](#) [1V5KE180A](#) [1V5KE11A](#) [1V5KE13CA](#) [1V5KE9V1A](#)
[1V5KE180CA](#) [1V5KE82A](#) [1V5KE9V1CA](#)