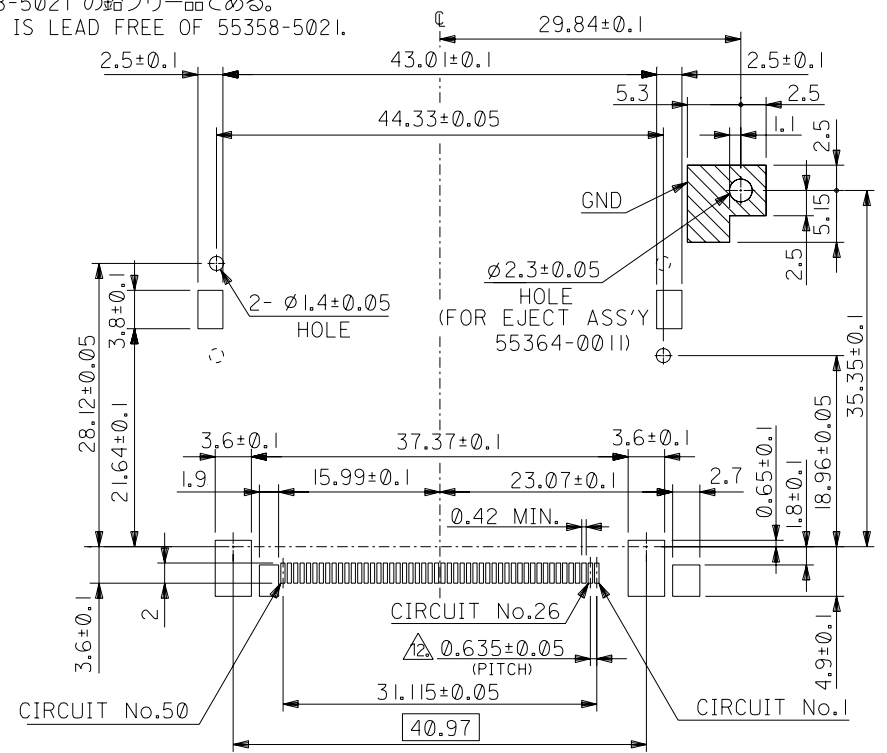


DWG. NO. SD-55358-014

- 8 7 6 5 4 3 2 1
- 注) NOTES
1. 材質 MATERIAL
 ハウジング: ガラス入りLCP UL94V-0
 HOUSING: LIQUID CRYSTAL POLYMER G.F. UL94V-0
 ピン: リン青銅
 PIN: PHOSPHOR BRONZE
 ネール: リン青銅 (t0.3)
 NAIL: PHOSPHOR BRONZE (t0.3)
 リヤネール: リン青銅 (t0.48)
 REAR-NAIL: PHOSPHOR BRONZE (t0.48)
2. メッキ仕様 PLATING
 ピン PIN 接点部: パラジウムニッケル下地、金メッキ
 CONTACT AREA: GOLD OVER PALLADIUM-NICKEL
 半田付け部: 錫メッキ
 SOLDER TAIL AREA: TIN
 下地メッキ: ニッケルメッキ
 UNDERPLATING: NICKEL OVER ALL
 ネール NAIL 接点部: 金メッキ
 CONTACT AREA: GOLD
 半田付け部: 錫メッキ
 SOLDER TAIL AREA: TIN
 下地メッキ: ニッケルメッキ
 UNDERPLATING: NICKEL OVER ALL
 リヤネール REAR-NAIL 錫メッキ
 TIN
 下地メッキ: ニッケルメッキ
 UNDERPLATING: NICKEL OVER ALL
3. 推奨基板厚: t=0.8 MIN.
 RECOMMENDED P.C.B. THICKNESS: t=0.8 MIN.
4. 適合カード厚: 3.3±0.1 (TYPE I) AND 5 MAX. (TYPE II)
 RECOMMENDED CARD THICKNESS: 3.3±0.1 (TYPE I) AND 5 MAX. (TYPE II)
5. 適合カード幅: 42.8±0.1
 RECOMMENDED CARD WIDTH: 42.8±0.1
6. ハウジング色: 黒
 HOUSING COLOR: BLACK
7. 寸法適用極: 1,13,38,50
 THIS DIMENSION APPLIES TO CIRCUIT NUMBERS 1,13,38 AND 50.
8. 寸法適用極: 25,26
 THIS DIMENSION APPLIES TO CIRCUIT NUMBERS 25 AND 26.
9. ピンの倒れは、ピン根元を基準に全方向へ0.1 MAX.とする。
 PIN TIP LEAN TOWARD ANY DIRECTION NOT TO EXCEED 0.1 WHEN MEASURED FROM PIN BASE.
10. ピン根元に適用する。
 THIS DIMENSION TO BE MEASURED AT PIN BASE.

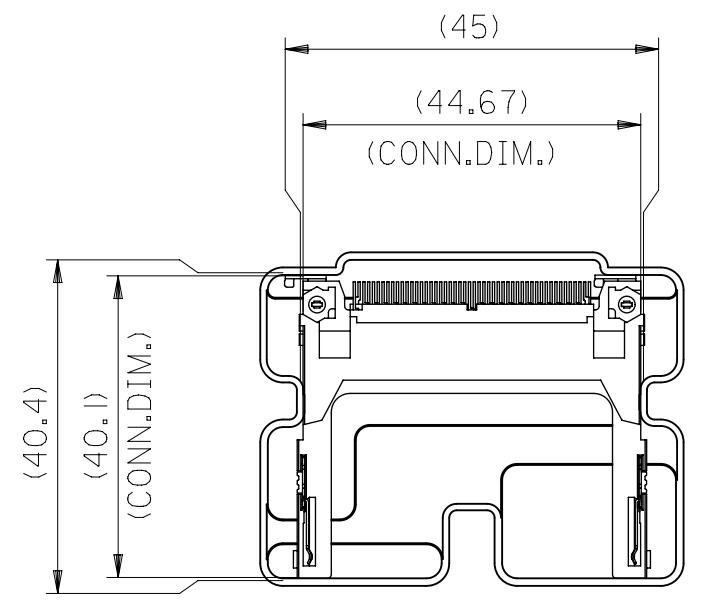
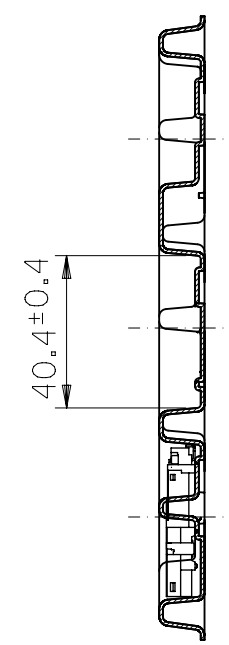
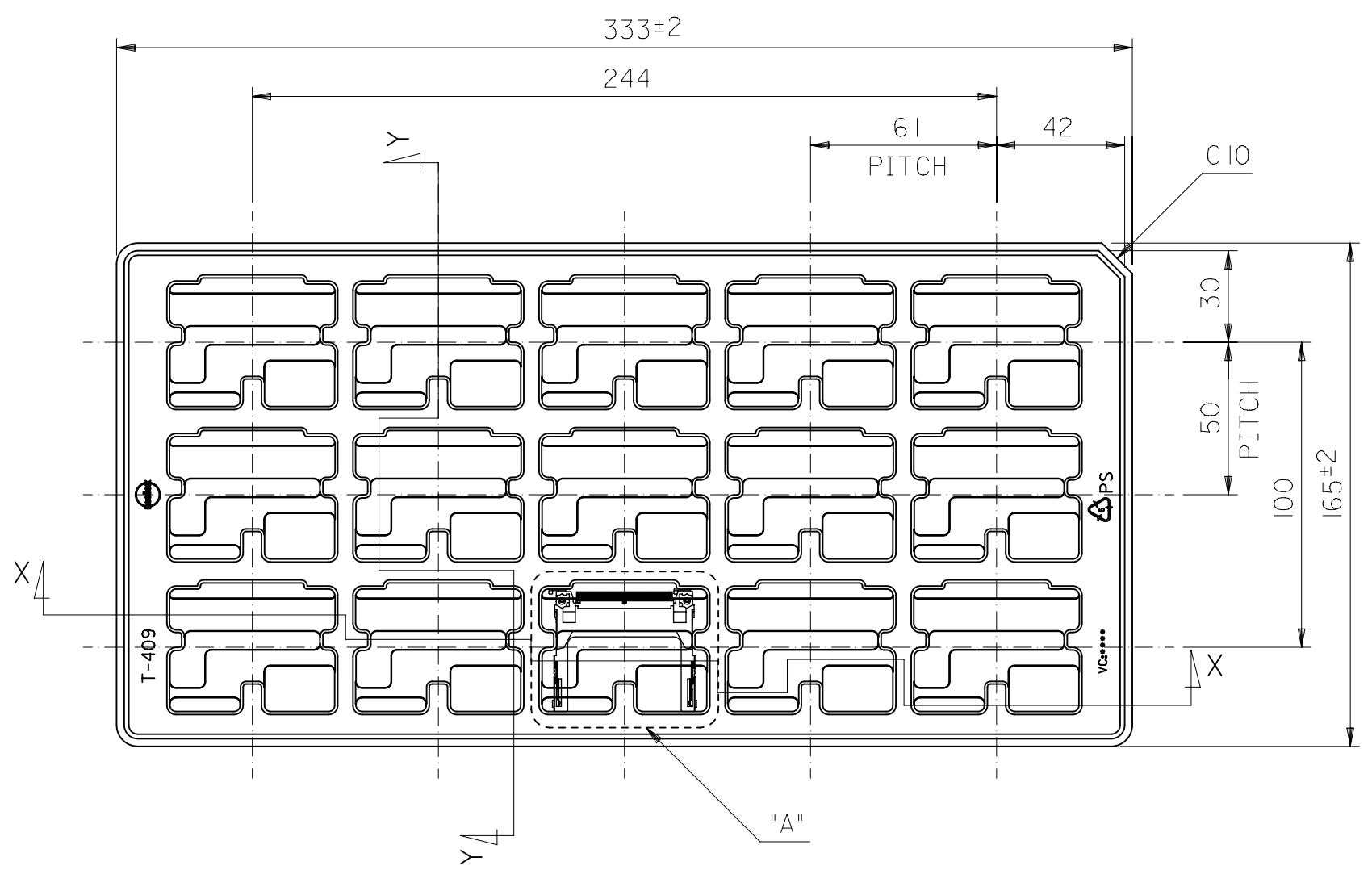
11. ソルダータールは、Z面を基準とし上へ0.05下へ0.1の範囲にあり、且つソルダータールの平坦度は、0.1 MAX.とし、テール先端にて測定する。
 SOLDERTAILS TO BE WITHIN 0.05 UPWARD AND 0.1 DOWNWARD FROM Z-DATUM PLACE, AND COPLANARITY OF SOLDERTAILS TO BE WITHIN 0.1. MEASUREMENT POINT IS SOLDERTAILS TIP.
12. 公差非累積
 NON-CUMULATIVE
13. テールとネール、リヤネールを併せた平坦度は、0.1 MAX.とする。
 TOTAL COPLANARITY OF SOLDER TAILS, NAILS AND REAR-NAILS TO BE 0.1 MAX.
14. 本製品は 55358-5021 の鉛フリー品である。
 THIS PRODUCT IS LEAD FREE OF 55358-5021.



基板推奨寸法
 RECOMMENDED P.C.B. LAYOUT

DO NOT SCALE DRAWING	EC NO. DRAWN: CHK: APPR:	EC NO. DRAWN: CHK: APPR:	EC NO. DRAWN: CHK: APPR:	EC NO. DRAWN: CHK: APPR:	EC NO. DRAWN: CHK: APPR:	EC NO. DRAWN: CHK: APPR:	0	REV	INS. RANGE 被覆外径	—	ANGLE 角度	±3°	WIRE RANGE 適用電線範囲	—	GENERAL TOLERANCES: (UNLESS SPECIFIED) 一般公差	10 UNDER 未満 ±0.2	10 OVER 以上 30 UNDER 未満 ±0.25	30 OVER 以上 ±0.3	SCALE 2 - 1	DESIGN UNITS <input checked="" type="checkbox"/> mm <input type="checkbox"/> INCH	MODEL NO. 55358-50**	THIRD ANGLE PROJECTION <input checked="" type="checkbox"/>	DIMENSIONS: <input type="checkbox"/> mm <input type="checkbox"/> INCH <input checked="" type="checkbox"/> mm ONLY	SHT 2	REV						
	SEE NOTES								DESCRIPTION	MATERIAL 材料	SEE NOTES														DRAWN BY & DATE M.NABEI '04/04/22	TITLE: CF CARD CONN. 50P HEADER ASS'Y (TYPE I/II, NORMAL) -LEAD FREE-	CAD FILENAME SD-55358-014.S02	MATERIAL NO. —	DRAWING NO. SD-55358-014	SHEET NO. 2	SIZE B
	SEE NOTES								FINISH 仕上げ	FINISH RANGE	FINISH RANGE	FINISH RANGE	FINISH RANGE	FINISH RANGE	FINISH RANGE	FINISH RANGE	FINISH RANGE	FINISH RANGE	FINISH RANGE	FINISH RANGE	FINISH RANGE	FINISH RANGE	FINISH RANGE	FINISH RANGE	FINISH RANGE	FINISH RANGE	FINISH RANGE	FINISH RANGE	FINISH RANGE	FINISH RANGE	FINISH RANGE

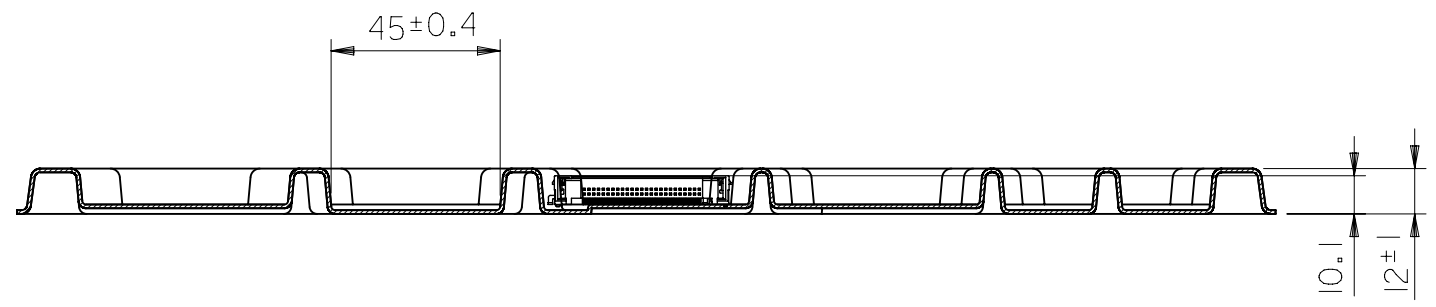
SD-55358-014.S02



DETAIL A
(SCALE 1-1)

NOTES

1. 一般公差 : ±0.5
GENERAL TOLERANCES : ±0.5
2. 反り : 2MAX.
WARP : 2MAX.
3. 梱包数 : 15個
PACKAGING QUANTITY : 15PCS.
4. 本製品は 55358-5026/-5036 の鉛フリー品である。
THIS PRODUCT IS LEAD FREE OF 55358-5026/-5036.



SECT. X-X

15	55358-5029	55358-5028	50
梱包数量 QUANTITY	コネクタ番号 CONNECTOR No.	製品番号 MATERIAL No.	極数 CKT.

MATERIAL 材料 POLYSTYRENE (t = 1.0)	THIS DRAWING CONTAINS INFORMATION THAT IS PROPRIETARY TO MOLEX ELECTRONIC TECHNOLOGIES, LLC AND SHOULD NOT BE USED WITHOUT WRITTEN PERMISSION		CURRENT REV DESC: OBSOLETE PART NUMBER		molex			
	DIMENSION UNITS mm	SCALE 1:2						
	FINISH 仕上げ //	GENERAL TOLERANCES (UNLESS SPECIFIED)		DRWN: VLOKESHA 2020/12/17		PRODUCT CUSTOMER DRAWING		
	WIRE RANGE 適用電線範囲 //	ANGULAR TOL ±		CHK'D: GGA 2021/03/16		DOCUMENT NUMBER		
INS. RANGE 被覆外径 //	4 PLACES ±		APPR: GGA 2021/03/16		DOC TYPE DOC PART REVISION			
INITIAL REVISION:		1 PLACE ±		2004/04/22		SD-55358-016		
DRWN: M.NABEI		3 PLACES ±		2004/04/22		PSD 001 A		
APPR: M.SASAO		2 PLACES ±		SERIES		MATERIAL NUMBER		
DRAFT WHERE APPLICABLE MUST REMAIN WITHIN DIMENSIONS		0 PLACES ±		B-SIZE		CUSTOMER		
THIRD ANGLE PROJECTION		DRAWING		55358		GENERAL MARKET		
SHEET NUMBER		1 OF 1						

Mouser Electronics

Authorized Distributor

Click to View Pricing, Inventory, Delivery & Lifecycle Information:

[Molex:](#)

[55358-5028](#)