

THERMAL PERFORMANCE			
PARAMETER	SYMBOL	TYP	UNIT
Junction-to-lead thermal resistance	$R_{\theta JL}$	15	°C/W
Junction-to-ambient thermal resistance	$R_{\theta JA}$	40	°C/W

ELECTRICAL SPECIFICATIONS ($T_A = 25^\circ\text{C}$ unless otherwise noted)						
PARAMETER		CONDITIONS	SYMBOL	TYP	MAX	UNIT
Forward voltage per diode ⁽¹⁾	DBL201G DBL202G DBL203G DBL204G DBL205G DBL206G DBL207G	$I_F = 2\text{A}, T_J = 25^\circ\text{C}$	V_F	-	1.15	V
	DBL208G DBL209G			-	1.30	V
Reverse current @ rated V_R per diode ⁽²⁾		$T_J = 25^\circ\text{C}$	I_R	-	2	μA
		$T_J = 125^\circ\text{C}$		-	500	μA

Notes:

1. Pulse test with $PW = 0.3\text{ms}$
2. Pulse test with $PW = 30\text{ms}$

ORDERING INFORMATION		
ORDERING CODE ⁽¹⁾⁽²⁾	PACKAGE	PACKING
DBL20xG	DBL	50 / Tube
DBL20xGH	DBL	50 / Tube

Notes:

1. "x" defines voltage from 50V(DBL201G) to 1400V(DBL209G)
2. "H" means AEC-Q101 qualified

CHARACTERISTICS CURVES

($T_A = 25^\circ\text{C}$ unless otherwise noted)

Fig.1 Forward Current Derating Curve

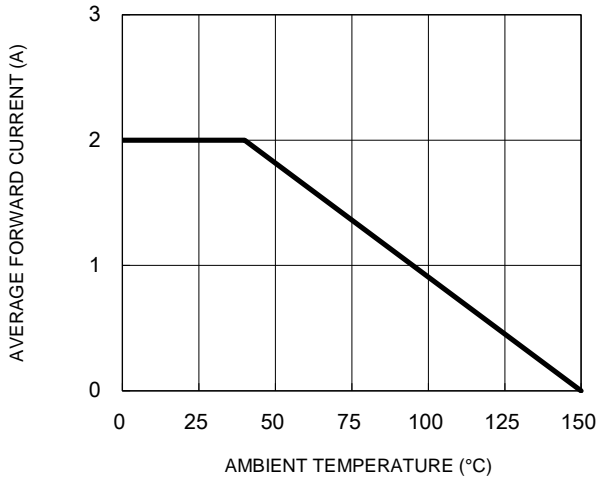


Fig.2 Typical Junction Capacitance

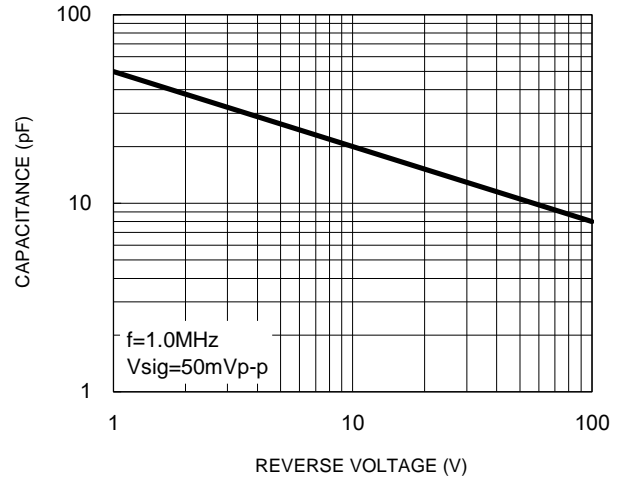


Fig.3 Typical Reverse Characteristics

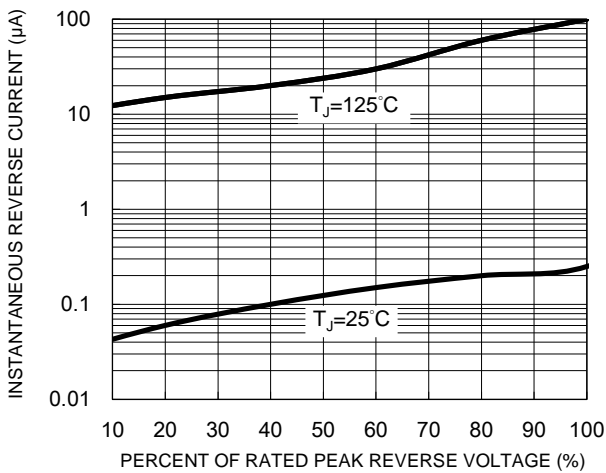


Fig.4 Typical Forward Characteristics

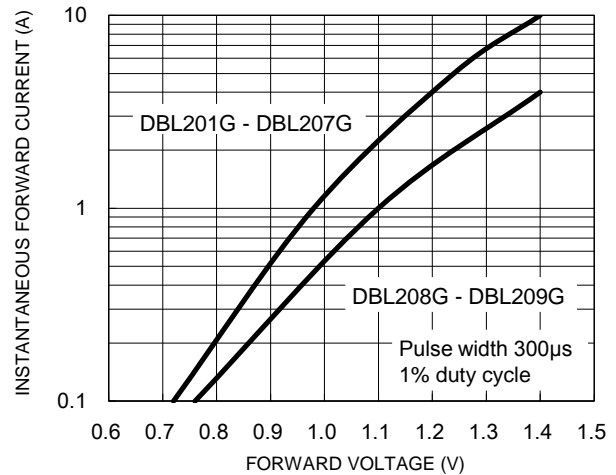
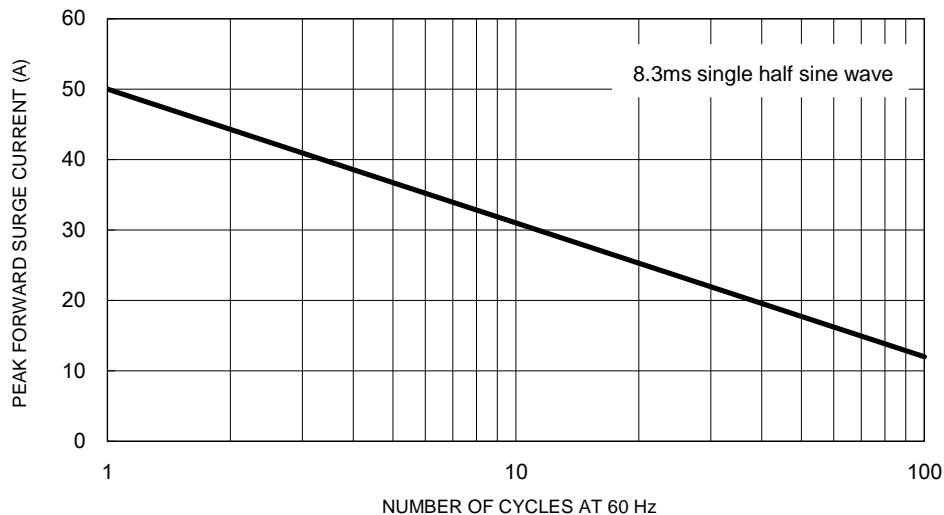
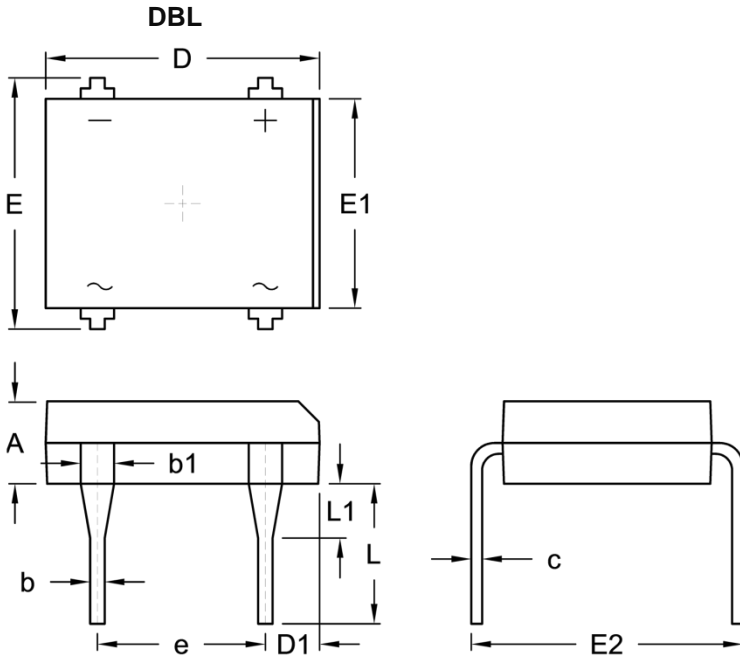


Fig.5 Maximum Non-Repetitive Forward Surge Current



PACKAGE OUTLINE DIMENSIONS



DIM.	Unit (mm)		Unit (inch)	
	Min.	Max.	Min.	Max.
A	2.40	2.60	0.094	0.102
b	0.46	0.58	0.018	0.023
b1	0.89	1.14	0.035	0.045
c	0.22	0.33	0.009	0.013
D	8.12	8.51	0.320	0.335
D1	1.39	1.90	0.055	0.075
e	5.00	5.20	0.197	0.205
E	7.24	8.00	0.285	0.315
E1	6.20	6.50	0.244	0.256
E2	7.60	8.90	0.299	0.350
L	3.81	4.69	0.150	0.185
L1	1.27	2.03	0.050	0.080

MARKING DIAGRAM



- P/N = Marking Code
- G = Green Compound
- YW = Date Code
- F = Factory Code

Notice

Specifications of the products displayed herein are subject to change without notice. TSC or anyone on its behalf, assumes no responsibility or liability for any errors or inaccuracies.

Purchasers are solely responsible for the choice, selection, and use of TSC products and TSC assumes no liability for application assistance or the design of Purchasers' products.

Information contained herein is intended to provide a product description only. No license, express or implied, to any intellectual property rights is granted by this document. Except as provided in TSC's terms and conditions of sale for such products, TSC assumes no liability whatsoever, and disclaims any express or implied warranty, relating to sale and/or use of TSC products including liability or warranties relating to fitness for a particular purpose, merchantability, or infringement of any patent, copyright, or other intellectual property right.

The products shown herein are not designed for use in medical, life-saving, or life-sustaining applications. Customers using or selling these products for use in such applications do so at their own risk and agree to fully indemnify TSC for any damages resulting from such improper use or sale.

Mouser Electronics

Authorized Distributor

Click to View Pricing, Inventory, Delivery & Lifecycle Information:

Taiwan Semiconductor:

[DBL201G](#) [DBL202G](#) [DBL203G](#) [DBL204G](#) [DBL205G](#) [DBL206G](#) [DBL207G](#) [DBL208G](#) [DBL209G](#) [DBL204GH](#)
[DBL205GH](#) [DBL206GH](#) [DBL207GH](#) [DBL208GH](#) [DBL209GH](#)