

Surface Mount Fuses

Slow-Blow Chip Fuses

Table FS1 – Clear Time Characteristics

0603SFS Series

% of Rated Current	Clear Time at 25°C	
100%	4 hrs (min)	—
200%	1 s (min)	120 s (max)
300%	0.1 s (min)	3 s (max)
800% (1.0A-1.5A)	0.0005 s (min)	0.05 s (max)
800% (2.0A-5.0A)	0.001 s (min)	0.05 s (max)

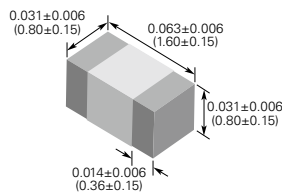
1206SFS Series

% of Rated Current	Clear Time at 25°C	
100%	4 hrs (min)	—
200%	1 s (min)	120 s (max)
300%	0.1 s (min)	3 s (max)
800% (1.0A-1.5A)	0.0016 s (min)	0.05 s (max)
800% (2.0A-8.0A)	0.002 s (min)	0.05 s (max)

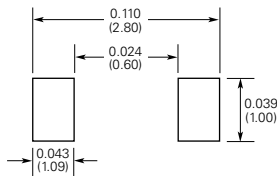
Table FS2 – Typical Electrical Characteristics, Dimensions and Recommended Pad Layout

0603 (1608 mm) Slow-Blow Chip Fuses

Shape and Dimensions in (mm)

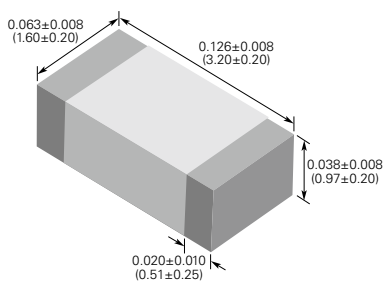


Recommended Pad Layout in (mm)

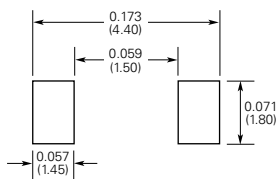


1206 (3216 mm) Slow-Blow Chip Fuses

Shape and Dimensions in (mm)



Recommended Pad Layout in (mm)



Part Number	Typical			Max	
	Electrical Characteristics			Interrupt Ratings	
	Rated Current (A)	Nominal Cold DCR (Ω)*	Nominal I ² t (A ² sec) [†]	Voltage (V _{DC})	Current (A)
0603SFS100F/32	1.0	0.200	0.093	32	50
0603SFS150F/32	1.5	0.100	0.18	32	50
0603SFS200F/32	2.0	0.052	0.32	32	50
0603SFS250F/32	2.5	0.041	0.63	32	50
0603SFS300F/32	3.0	0.031	0.87	32	50
0603SFS350F/32	3.5	0.021	1.20	32	50
0603SFS400F/32	4.0	0.017	2.30	32	50
0603SFS450F/32	4.5	0.015	2.70	32	50
0603SFS500F/32	5.0	0.013	3.20	32	50
PSR-27781	6.0	0.010	4.00	32	80
PSR-27893	7.0	0.008	5.00	32	80
PSR-28024	8.0	0.006	7.00	32	80

Part Number	Typical			Max	
	Electrical Characteristics			Interrupt Ratings	
	Rated Current (A)	Nominal Cold DCR (Ω)*	Nominal I ² t (A ² sec) [†]	Voltage (V _{DC})	Current (A)
1206SFS100F/63	1.0	0.360	0.11	63	50
1206SFS125F/63	1.25	0.200	0.22	63	50
1206SFS150F/63	1.5	0.150	0.23	63	50
1206SFS200F/63	2.0	0.088	0.63	63	50
1206SFS250F/32	2.5	0.065	0.90	32	50
1206SFS300F/32	3.0	0.034	1.20	32	50
1206SFS350F/32	3.5	0.028	1.60	32	50
1206SFS400F/32	4.0	0.024	2.20	32	50
1206SFS450F/32	4.5	0.020	3.60	32	50
1206SFS500F/32	5.0	0.016	5.30	32	50
1206SFS550F/24	5.5	0.014	6.40	24	50
1206SFS600F/24	6.0	0.011	8.50	24	60
1206SFS700F/24	7.0	0.010	10.00	24	60
1206SFS800F/24	8.0	0.009	16.90	24	60

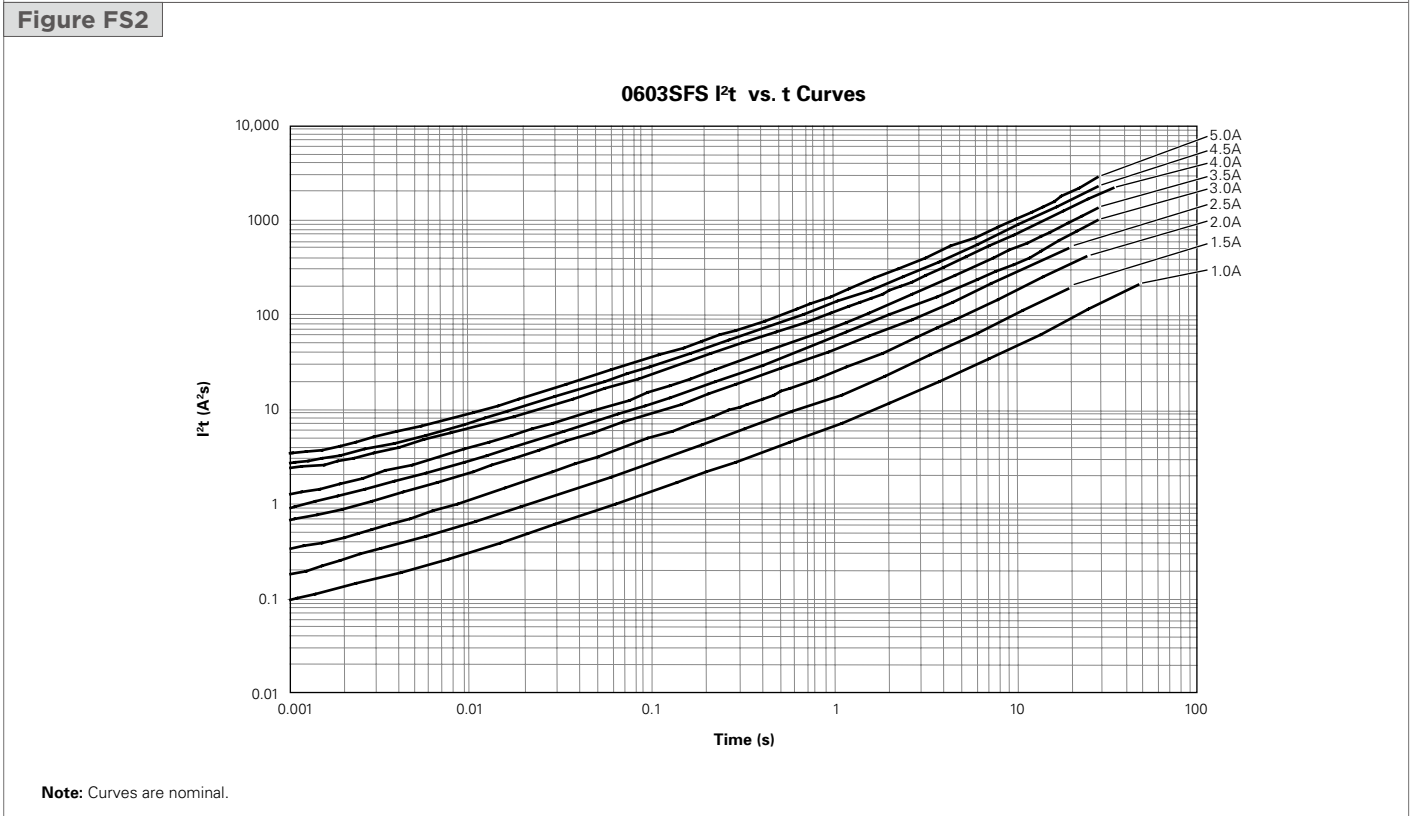
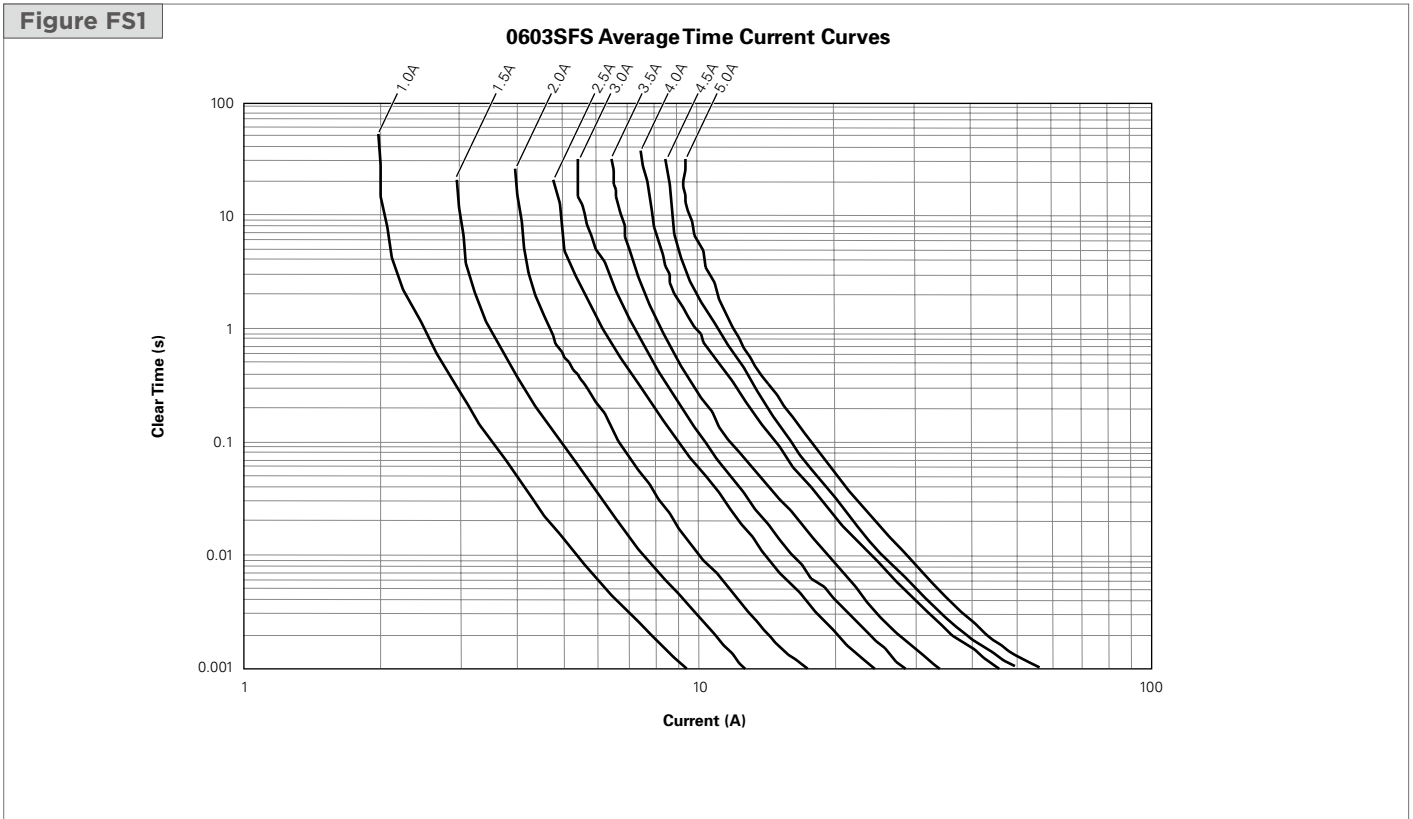
* Measured at ≤10% of rated current and 25°C ambient temperature.

† Melting I²t at 0.001 sec clear time.

Surface Mount Fuses

Slow-Blow Chip Fuses

Figures FS1-FS6 – Family Performance Curves



Surface Mount Fuses Slow-Blow Chip Fuses

Figures FS1-FS6 — Family Performance Curves

(Cont'd)

Figure FS3

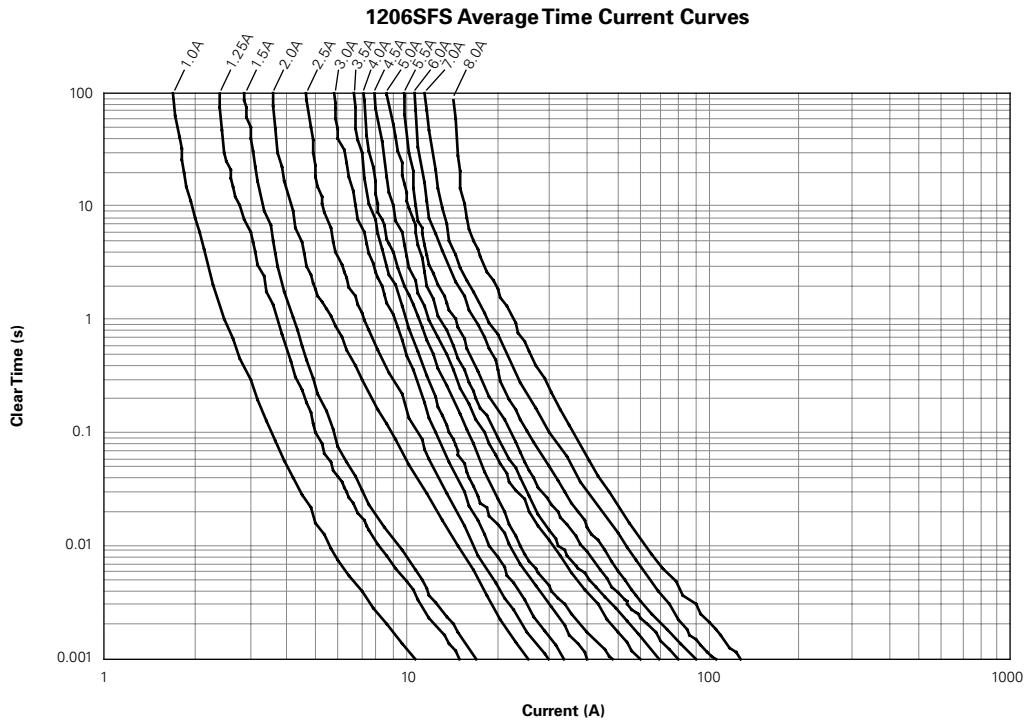
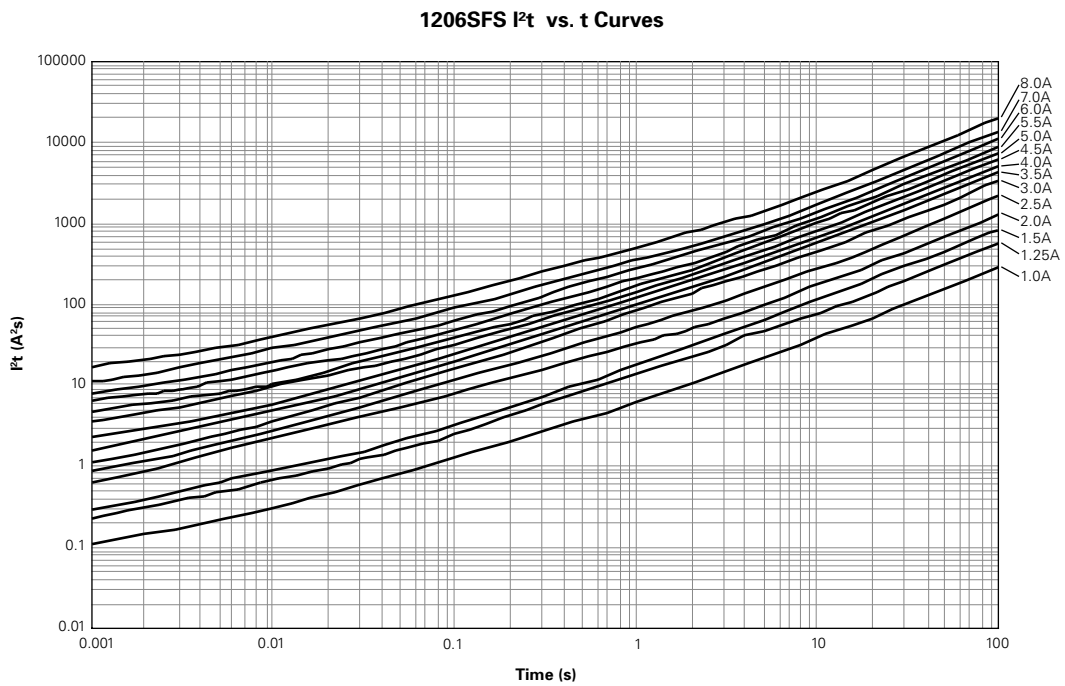


Figure FS4



Note: Curves are nominal.

→ Please go to page 108 for more information about Slow-Blow Chip Fuses.

Surface Mount Fuses Slow-Blow Chip Fuses

Figures FS1-FS6 — Family Performance Curves

(Cont'd)

Figure FS5

0603SFS PSR part Average Time Current Curves

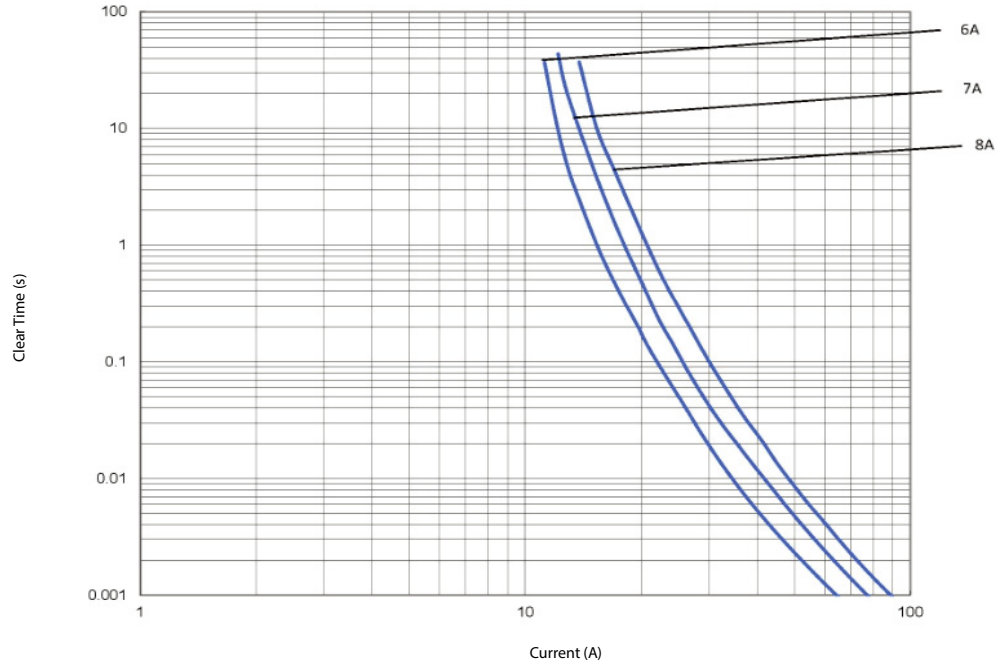
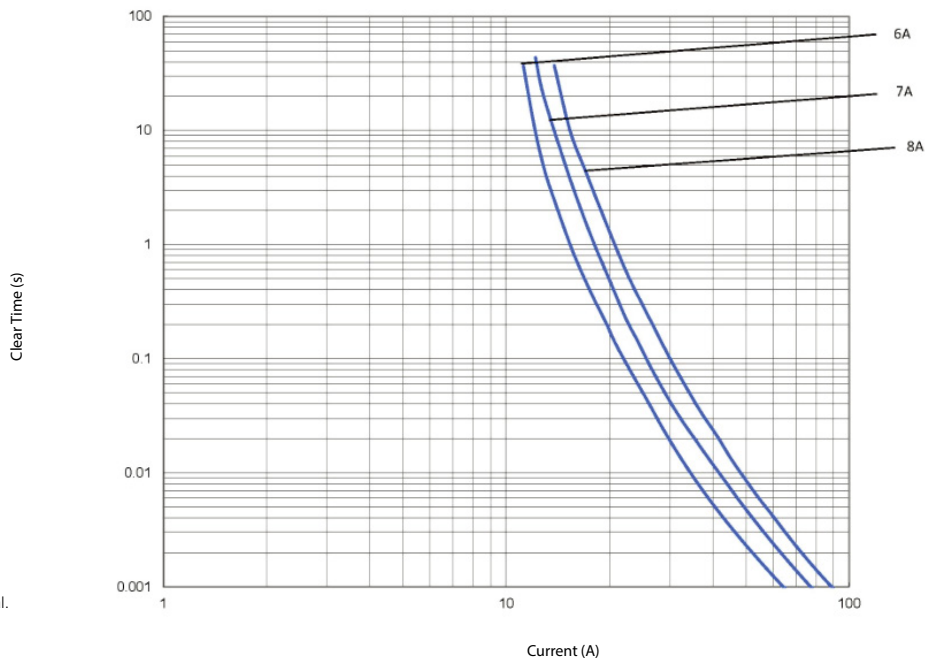


Figure FS6

0603SFS PSR part I²t vs. t Curve



Note: Curves are nominal.

Notice: Littelfuse products are not designed for, and shall not be used for, any purpose (including, without limitation, automotive, military, aerospace, medical, life-saving, life-sustaining or nuclear facility applications, devices intended for surgical implant into the body, or any other application in which the failure or lack of desired operation of the product may result in personal injury, death, or property damage) other than those expressly set forth in applicable Littelfuse product documentation. Warranties granted by Littelfuse shall be deemed void for products used for any purpose not expressly set forth in applicable Littelfuse documentation. Littelfuse shall not be liable for any claims or damages arising out of products used in applications not expressly intended by Littelfuse as set forth in applicable Littelfuse documentation. The sale and use of Littelfuse products is subject to Littelfuse Terms and Conditions of Sale, unless otherwise agreed by Littelfuse.

Mouser Electronics

Authorized Distributor

Click to View Pricing, Inventory, Delivery & Lifecycle Information:

Littelfuse:

[0603SFS300F/32-2](#) [0603SFP100FM/32-2](#) [0603SFP200FM/32-2](#) [0603SFP300FM/32-2](#) [0603SFP350FM/32-2](#)
[0603SFS150FM/32-2](#) [0603SFS200FM/32-2](#) [0603SFV150FM/32-2](#) [1206SFH100FM/24-2](#) [1206SFH120FM/24-2](#)
[1206SFH200FM/24-2](#) [1206SFP200FM/63-2](#) [1206SFP300FM/32-2](#) [1206SFP500FM/32-2](#) [1206SFS100FM/63-2](#)
[1206SFS125FM/63-2](#) [1206SFS150FM/63-2](#) [1206SFS200FM/63-2](#) [1206SFS250FM/32-2](#) [1206SFS300FM/32-2](#)
[1206SFS400FM/32-2](#) [1206SFS450FM/32-2](#) [1206SFS500FM/32-2](#) [1206SFS550FM/24-2](#) [1206SFS600FM/24-2](#)
[1206SFS700FM/24-2](#) [1206SFS800FM/24-2](#) [1206SFS600F/24-2](#) [1206SFS700F/24-2](#) [0603SFS200F/32-2](#)
[0603SFS400F/32-2](#) [0603SFS150F/32-2](#) [0603SFS450F/32-2](#) [0603SFS500F/32-2](#) [1206SFS125F/63-2](#)
[1206SFS400F/32-2](#) [1206SFS500F/32-2](#) [1206SFS100F/63-2](#) [1206SFS350F/32-2](#) [1206SFS800F/24-2](#)
[1206SFS450F/32-2](#) [1206SFS550F/24-2](#) [1206SFS150F/63-2](#) [1206SFS300F/32-2](#) [1206SFS250F/32-2](#)
[1206SFS200F/63-2](#) [0603SFS100F/32-2](#) [0603SFS250F/32-2](#) [0603SFS350F/32-2](#) [0603SFS300FM/32-2](#)
[0603SFS250FM/32-2](#) [0603SFS400FM/32-2](#) [0603SFS350FM/32-2](#) [0603SFS100FM/32-2](#) [0603SFS500FM/32-2](#)
[0603SFS450FM/32-2](#) [1206SFS350FM/32-2](#)