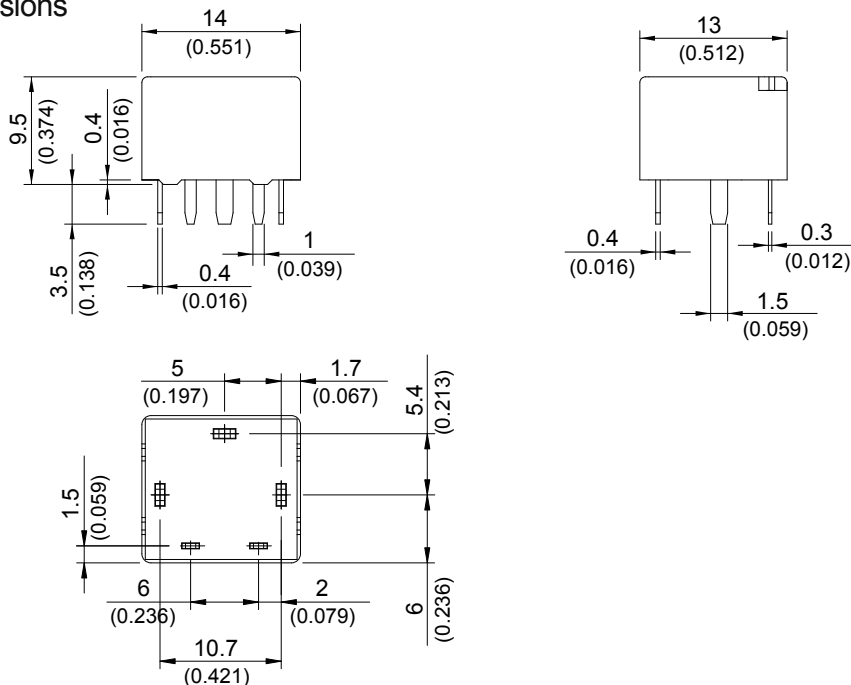


## »» Specification

Contact material	AgSnO alloy	
Contact voltage drop <sup>(1)</sup>	Typ. 50mV at 10A	
Operate time <sup>(1)</sup>	10 ms Max.	
Release time <sup>(1)</sup>	5 ms Max.	
Insulation resistance <sup>(1)</sup>	100MΩ Min. (DC 500V)	
Dielectric strength <sup>(1)</sup>	Between open contact	: AC 500V , 50/60Hz 1 min.
	Between contact and coil	: AC 500V , 50/60Hz 1 min.
Vibration resistance	Operating extremes	10~50Hz , amplitude 1.0 mm
	Damage limits	10~50Hz , amplitude 1.0 mm
Shock resistance	Operating extremes	10G
	Damage limits	100G
Life expectancy	Mechanical	10,000,000 operations (frequency 18,000 operations/hr)
	Electrical	100,000 operations (frequency 360 operations/hr)
Operating ambient temperature	-40~+125 °C (no freezing)	
Weight	Approx. 4 g	

Note:(1)Initial value.

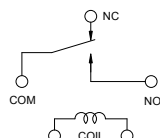
## »» Outline Dimensions



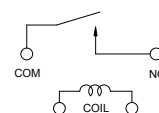
## »» Wiring Diagram

BOTTOM VIEW

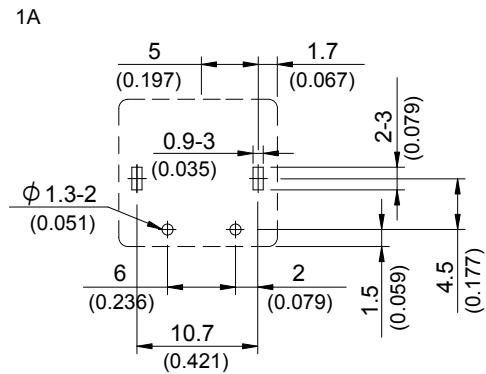
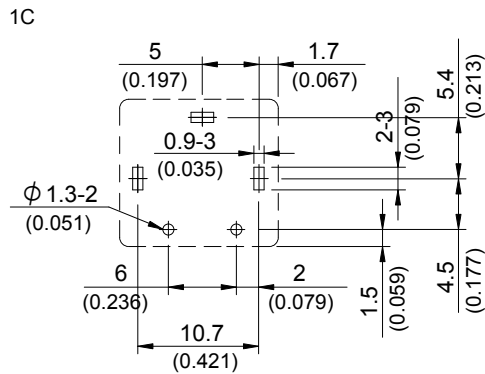
1C



1A

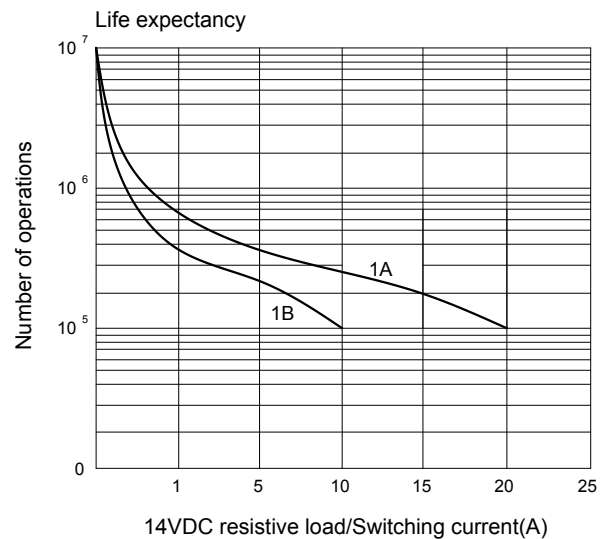
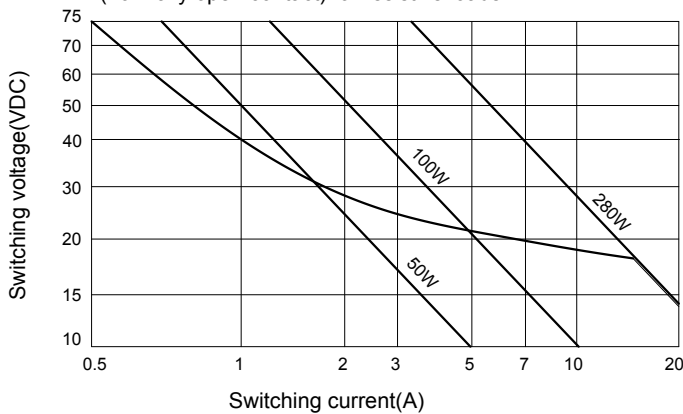


## »» PC Board Layout BOTTOM VIEW

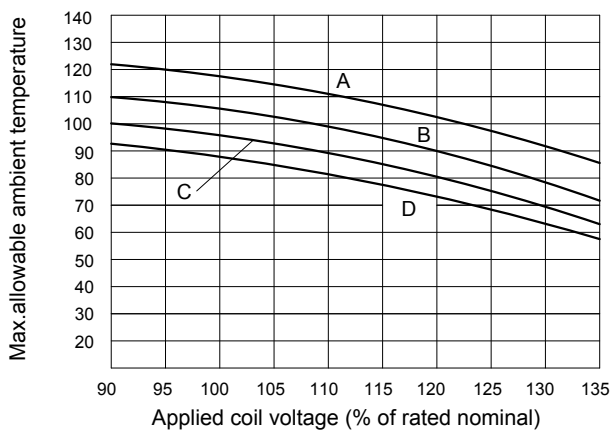


## »» Engineering Data

Safe breaking, arc extinguished  
(normally open contact) for resistive loads.



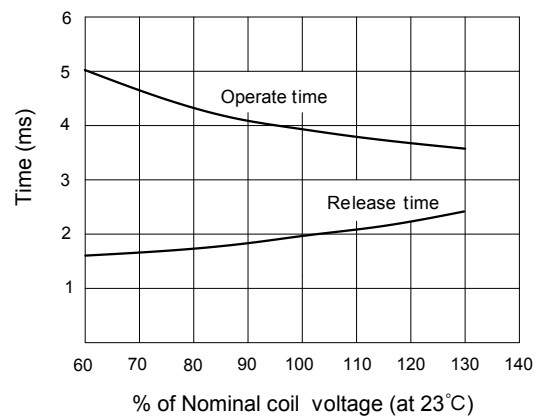
Ambient temperature vs coil voltage for continuous duty



A:5A B:10A C:15A D:20A Contact load(resistive)

Maximum mean coil temperature=155°C

Operate time/Release time



# Mouser Electronics

Authorized Distributor

Click to View Pricing, Inventory, Delivery & Lifecycle Information:

[Song Chuan:](#)

[102-1AH-S-12VDC](#) [102-1CH-C-12VDC](#) [102-1AH-C-12VDC](#) [102-1CH-S-24VDC](#)