

January 8, 1998

ELECTRICAL CHARACTERISTICS

Device Type	Maximum Leakage Current @ V_{RWM} I_R		Maximum Forward Voltage drop V_F @ 3.0A	Maximum Reverse Recovery Time t_{rr} @ 25 °C
	@ 25 °C	@ 100 °C	@ 25 °C	
	μA	μA	Volts	nS
SCFS2000	↑	↑	5.4	↑
SCFS4000			9.0	
SCFS6000			12.6	
SCFS8000	5.0	25	16.2	150
SCFS10000			19.8	
SCFS12000	↓	↓	23.4	↓

(1) measured on discrete devices prior to assembly

Operating temperature range -55 °C to +150 °C
 Storage temperature range -55 °C to +150 °C

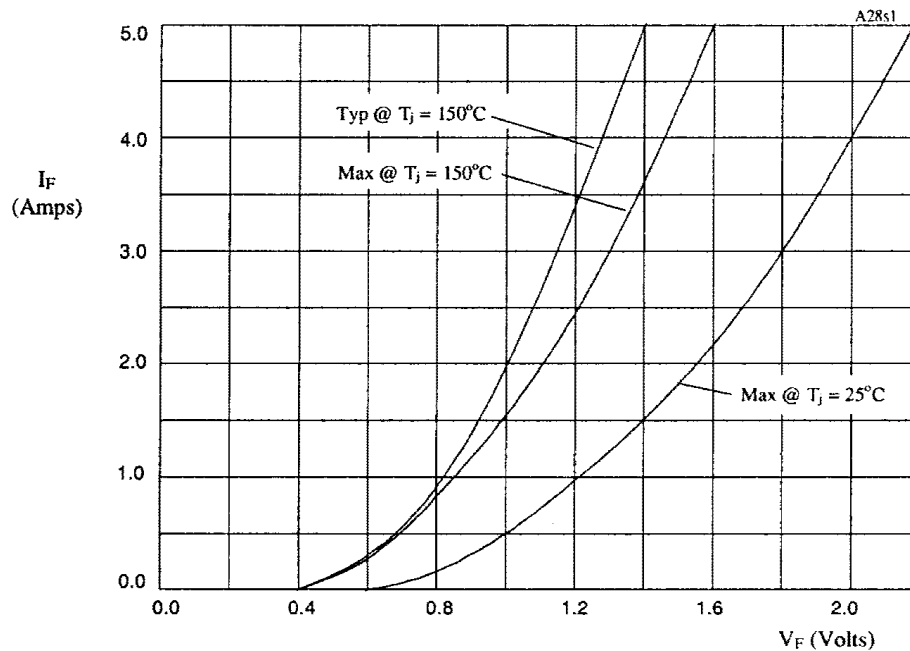


Fig 1. Forward voltage drop as a function of forward current.

TABLE 1

DEVICE	X-AXIS
SCFS2000	x3
SCFS4000	x5
SCFS6000	x7
SCFS8000	x9
SCFS10000	x11
SCFS12000	x13

January 8, 1998

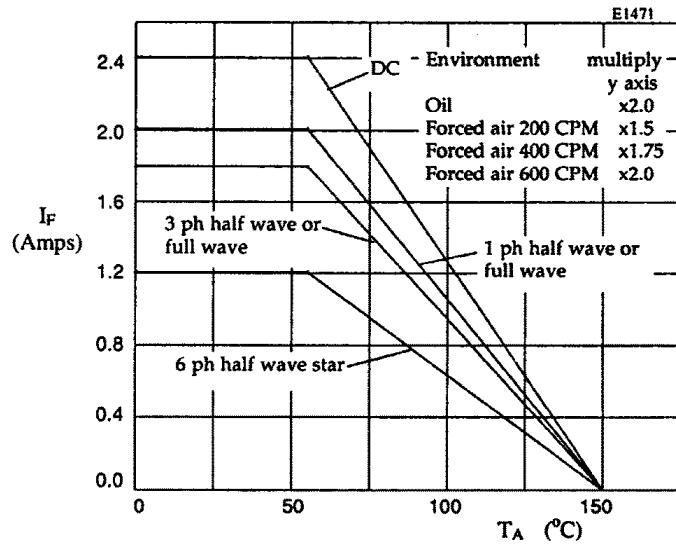


Figure 2. Maximum average forward currents against ambient temperature.

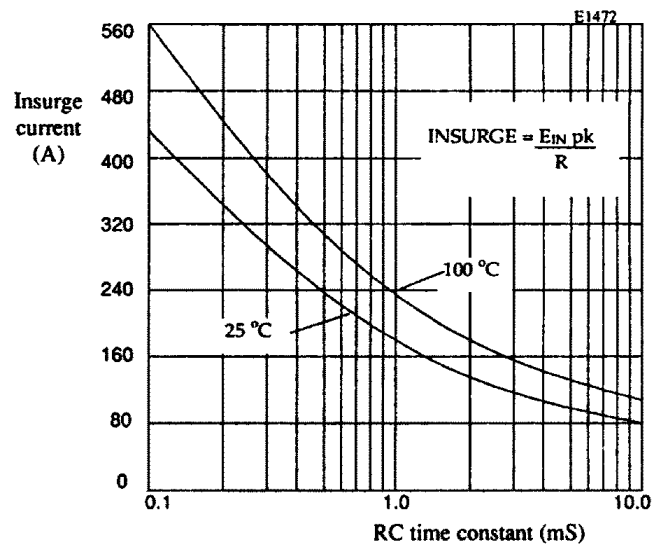


Figure 3. Maximum ratings for capacitive loads. Insurge current versus RC time constant

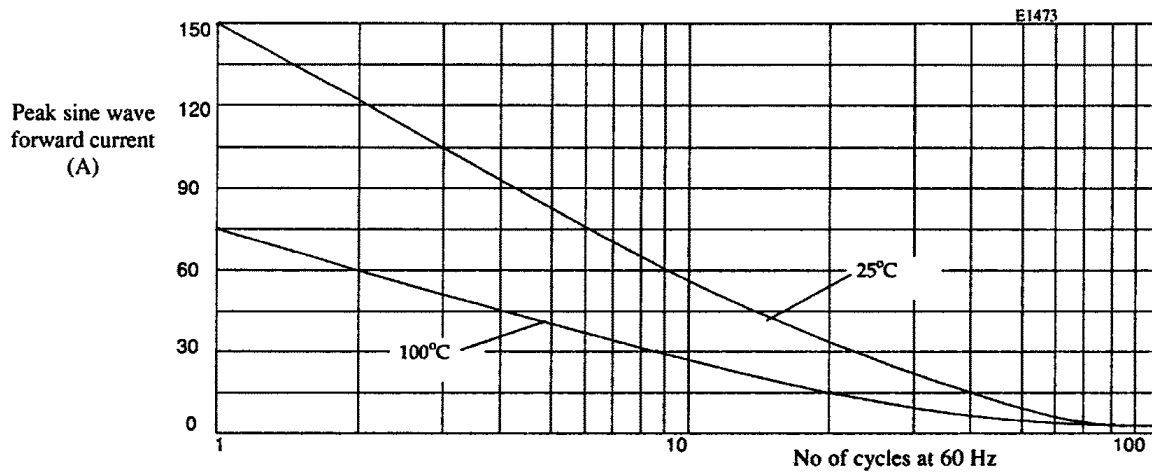


Figure 4. Non repetitive forward current surge curves for 25°C and 100°C

Mouser Electronics

Authorized Distributor

Click to View Pricing, Inventory, Delivery & Lifecycle Information:

[Semtech:](#)

[SCFS8000](#) [SCFS10000](#) [SCFS6000](#) [SCFS12000](#) [SCFS2000](#)