

THERMAL PERFORMANCE			
PARAMETER	SYMBOL	TYP.	UNIT
Junction-to-lead thermal resistance	$R_{\theta JL}$	44	°C/W
Junction-to-ambient thermal resistance	$R_{\theta JA}$	88	°C/W
Junction-to-case thermal resistance	$R_{\theta JC}$	48	°C/W

Thermal Performance Note: Units mounted on PCB (5mm x 5mm Cu pad test board)

ORDERING INFORMATION		
ORDERING CODE (Note 1, 2)	PACKAGE	PACKING
BZD27CxxPHRUG	Sub SMA	1,800 / 7" Plastic reel (8mm tape)
BZD27CxxPHRVG	Sub SMA	3,000 / 7" Plastic reel (8mm tape)
BZD27CxxPHRTG	Sub SMA	7,500 / 13" Paper reel (8mm tape)
BZD27CxxPHMTG	Sub SMA	7,500 / 13" Plastic reel (8mm tape)
BZD27CxxPHRQG	Sub SMA	10,000 / 13" Paper reel (8mm tape)
BZD27CxxPHMQG	Sub SMA	10,000 / 13" Plastic reel (8mm tape)
BZD27CxxPHR3G	Sub SMA	1,800 / 7" Plastic reel (12mm tape)
BZD27CxxPHRFG	Sub SMA	3,000 / 7" Plastic reel (12mm tape)
BZD27CxxPHR2G	Sub SMA	7,500 / 13" Paper reel (12mm tape)
BZD27CxxPHM2G	Sub SMA	7,500 / 13" Plastic reel (12mm tape)
BZD27CxxPHRHG	Sub SMA	10,000 / 13" Paper reel (12mm tape)
BZD27CxxPHMHG	Sub SMA	10,000 / 13" Plastic reel (12mm tape)
BZD27CxxP RUG	Sub SMA	1,800 / 7" Plastic reel (8mm tape)
BZD27CxxP RVG	Sub SMA	3,000 / 7" Plastic reel (8mm tape)
BZD27CxxP RTG	Sub SMA	7,500 / 13" Paper reel (8mm tape)
BZD27CxxP MTG	Sub SMA	7,500 / 13" Plastic reel (8mm tape)
BZD27CxxP RQG	Sub SMA	10,000 / 13" Paper reel (8mm tape)
BZD27CxxP MQG	Sub SMA	10,000 / 13" Plastic reel (8mm tape)
BZD27CxxP R3G	Sub SMA	1,800 / 7" Plastic reel (12mm tape)
BZD27CxxP RFG	Sub SMA	3,000 / 7" Plastic reel (12mm tape)
BZD27CxxP R2G	Sub SMA	7,500 / 13" Paper reel (12mm tape)
BZD27CxxP M2G	Sub SMA	7,500 / 13" Plastic reel (12mm tape)
BZD27CxxP RHG	Sub SMA	10,000 / 13" Paper reel (12mm tape)
BZD27CxxP MHG	Sub SMA	10,000 / 13" Plastic reel (12mm tape)

Note :

- "xx" defines voltage from 10V (BZD27C10P) to 220V (BZD27C220P)
- "H" means AEC-Q101 qualified.

ELECTRICAL SPECIFICATIONS ($T_A = 25^\circ\text{C}$ unless otherwise noted)

Part number	Marking code	Working Voltage (Note 1)			Differential Resistance		Temperature Coefficient		Test current	Reverse Current@ Reverse Voltage	
		$V_Z @ I_{ZT}$			$r_{diff} @ I_Z$		$ALPH_Z @ I_Z$		I_{ZT}	I_R	V_R
		V			Ω		%/°C		mA	μA	V
		Min.	Nom.	Max.	Typ.	Max.	Max.	Max.		Max.	
BZD27C10P	E1	9.4	10	10.6	2	4	0.05	0.09	50	7	7.5
BZD27C11P	E2	10.4	11	11.6	4	7	0.05	0.10	50	4	8.2
BZD27C12P	E3	11.4	12.05	12.7	4	7	0.05	0.10	50	3	9.1
BZD27C13P	E4	12.4	13.25	14.1	5	10	0.05	0.10	50	2	10
BZD27C15P	E5	13.8	14.7	15.6	5	10	0.05	0.10	25	1	11
BZD27C16P	E6	15.3	16.2	17.1	6	15	0.06	0.11	25	1	12
BZD27C18P	E7	16.8	17.95	19.1	6	15	0.06	0.11	25	1	13
BZD27C20P	E8	18.8	20	21.2	6	15	0.06	0.11	25	1	15
BZD27C22P	E9	20.8	22.05	23.3	6	15	0.06	0.11	25	1	16
BZD27C24P	F0	22.8	24.2	25.6	7	15	0.06	0.11	25	1	18
BZD27C27P	F1	25.1	27	28.9	7	15	0.06	0.11	25	1	20
BZD27C30P	F2	28	30	32	8	15	0.06	0.11	25	1	22
BZD27C33P	F3	31	33	35	8	15	0.06	0.11	25	1	24
BZD27C36P	F4	34	36	38	21	40	0.06	0.11	10	1	27
BZD27C39P	F5	37	39	41	21	40	0.06	0.11	10	1	30
BZD27C43P	F6	40	43	46	24	45	0.07	0.12	10	1	33
BZD27C47P	F7	44	47	50	24	45	0.07	0.12	10	1	36
BZD27C51P	F8	48	51	54	25	60	0.07	0.12	10	1	39
BZD27C56P	F9	52	56	60	25	60	0.07	0.12	10	1	43
BZD27C62P	G0	58	62	66	25	80	0.08	0.13	10	1	47
BZD27C68P	G1	64	68	72	25	80	0.08	0.13	10	1	51
BZD27C75P	G2	70	74.5	79	30	100	0.08	0.13	10	1	56
BZD27C82P	G3	77	82	87	60	200	0.08	0.13	10	1	62
BZD27C91P	G4	85	90.5	96	60	200	0.08	0.13	5	1	68
BZD27C100P	G5	94	100	106	60	200	0.09	0.13	5	1	75
BZD27C110P	G6	104	110	116	80	250	0.09	0.13	5	1	82
BZD27C120P	G7	114	120.5	127	150	300	0.09	0.13	5	1	91
BZD27C130P	G	124	132.5	141	150	300	0.09	0.13	5	1	100
BZD27C150P	G9	138	147	156	150	300	0.09	0.13	5	1	110
BZD27C160P	H0	153	162	171	150	350	0.09	0.13	5	1	120
BZD27C180P	H1	168	179.5	191	280	450	0.09	0.13	5	1	130
BZD27C200P	H2	188	200	212	350	750	0.09	0.13	5	1	150
BZD27C220P	H3	208	220.5	233	430	900	0.09	0.13	5	1	160

CHARACTERISTICS CURVES

($T_A = 25^\circ\text{C}$ unless otherwise noted)

Fig.1 TYPICAL FORWARD CHARACTERISTICS

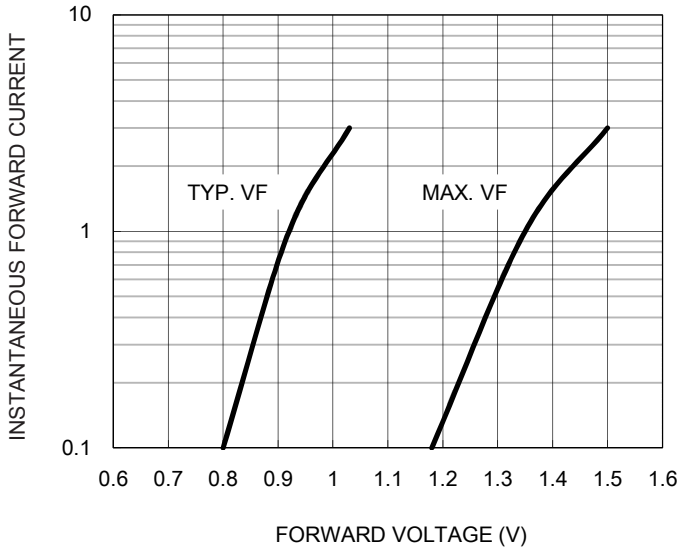


Fig.2 TYP. DIODE CAPACITANCE vs REVERSE VOLTAGE

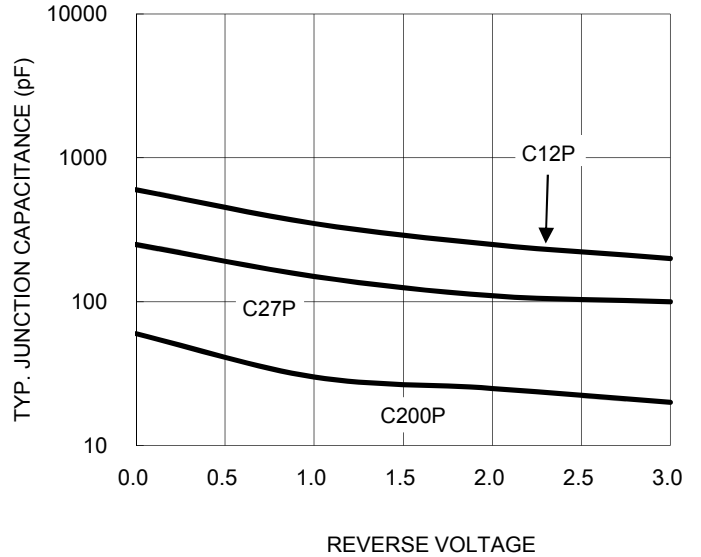
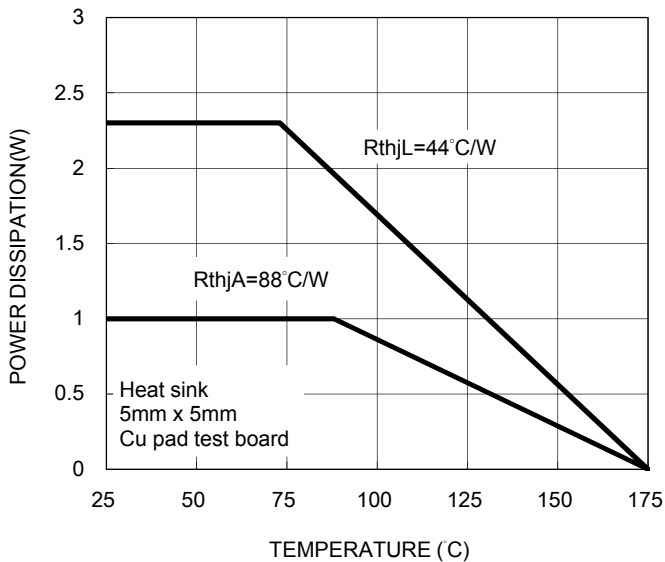
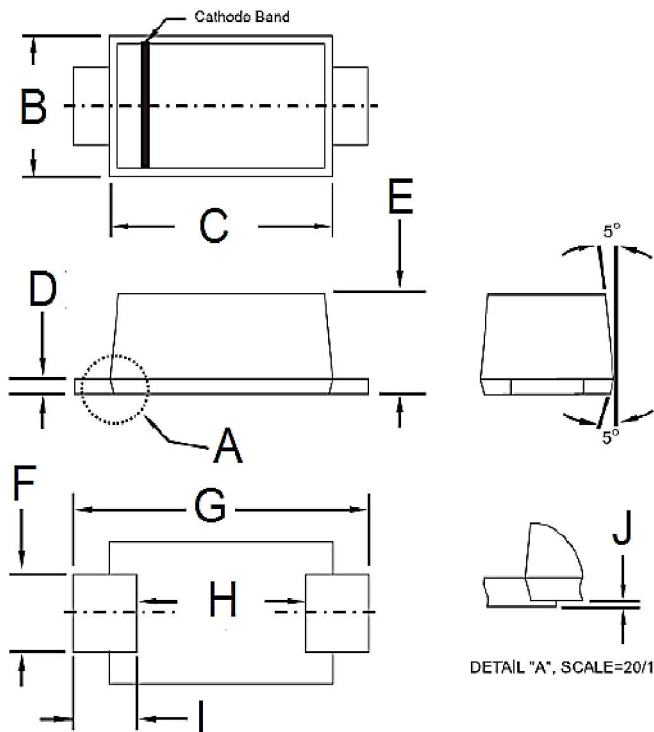


Fig.3 POWER DISSIPATION v.s TEMPERATURE



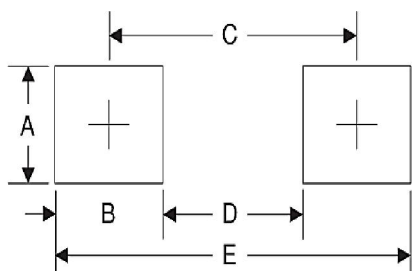
PACKAGE OUTLINE DIMENSIONS

Sub SMA



DIM.	Unit (mm)		Unit (inch)	
	Min	Max	Min	Max
B	1.70	1.90	0.067	0.075
C	2.70	2.90	0.106	0.114
D	0.16	0.30	0.006	0.012
E	1.23	1.43	0.048	0.056
F	0.80	1.20	0.031	0.047
G	3.40	3.80	0.134	0.150
H	2.45	2.60	0.096	0.102
I	0.35	0.85	0.014	0.033
J	0.00	0.10	0.000	0.004

SUGGESTED PAD LAYOUT



Symbol	Unit (mm)	Unit (inch)
A	1.4	0.055
B	1.2	0.047
C	3.1	0.122
D	1.9	0.075
E	4.3	0.169

MARKING DIAGRAM



- P/N = Marking Code
- G = Green compound Code
- YW = Date Code
- F = Factory Code

Notice

Specifications of the products displayed herein are subject to change without notice. TSC or anyone on its behalf, assumes no responsibility or liability for any errors or inaccuracies.

Information contained herein is intended to provide a product description only. No license, express or implied, to any intellectual property rights is granted by this document. Except as provided in TSC's terms and conditions of sale for such products, TSC assumes no liability whatsoever, and disclaims any express or implied warranty, relating to sale and/or use of TSC products including liability or warranties relating to fitness for a particular purpose, merchantability, or infringement of any patent, copyright, or other intellectual property right.

The products shown herein are not designed for use in medical, life-saving, or life-sustaining applications. Customers using or selling these products for use in such applications do so at their own risk and agree to fully indemnify TSC for any damages resulting from such improper use or sale.

Mouser Electronics

Authorized Distributor

Click to View Pricing, Inventory, Delivery & Lifecycle Information:

Taiwan Semiconductor:

[BZD27C100P](#) [BZD27C10P](#) [BZD27C11P](#) [BZD27C120P](#) [BZD27C12P](#) [BZD27C13P](#) [BZD27C15P](#) [BZD27C16P](#)
[BZD27C180P](#) [BZD27C200P](#) [BZD27C220P](#) [BZD27C24P](#) [BZD27C27P](#) [BZD27C33P](#) [BZD27C36P](#) [BZD27C39P](#)
[BZD27C43P](#) [BZD27C47P](#) [BZD27C51P](#) [BZD27C62P](#) [BZD27C68P](#) [BZD27C75P](#) [BZD27C100P RQ](#) [BZD27C220P](#)
[RQ](#) [BZD27C18P](#) [BZD27C30P R3](#) [BZD27C30P R2](#) [BZD27C16P R2](#) [BZD27C62P R2](#) [BZD27C51P R2](#) [BZD27C51P](#)
[RQG](#) [BZD27C68PHR2G](#) [BZD27C75PHR3](#) [BZD27C27PHR2](#) [BZD27C13P RQG](#) [BZD27C91P RQ](#) [BZD27C18PHR3](#)
[BZD27C24PHR2G](#) [BZD27C120P RQG](#) [BZD27C100P R2G](#) [BZD27C10PHR3G](#) [BZD27C43PHRQG](#) [BZD27C51P R3G](#)
[BZD27C82P R3G](#) [BZD27C47P R2G](#) [BZD27C33P R3G](#) [BZD27C91P R2](#) [BZD27C62PHR3G](#) [BZD27C36P R3G](#)
[BZD27C120P R2G](#) [BZD27C18P RQG](#) [BZD27C33PHR3G](#) [BZD27C10P RQG](#) [BZD27C160P R2G](#) [BZD27C100P R3G](#)
[BZD27C43PHR3](#) [BZD27C13P R2](#) [BZD27C200P R2](#) [BZD27C160P R3G](#) [BZD27C100PHR3G](#) [BZD27C10P R2](#)
[BZD27C18P R2](#) [BZD27C15PHRQG](#) [BZD27C82P RQG](#) [BZD27C39P R2G](#) [BZD27C91PHR2](#) [BZD27C180P R2](#)
[BZD27C24P R2](#) [BZD27C39P R3G](#) [BZD27C24PHR3G](#) [BZD27C13P R2G](#) [BZD27C33P RQG](#) [BZD27C75P R2](#)
[BZD27C51PHR2G](#) [BZD27C100P RQG](#) [BZD27C39PHR3G](#) [BZD27C200P R2G](#) [BZD27C43P R2](#) [BZD27C33P R2](#)
[BZD27C39P R2](#) [BZD27C36PHR2G](#) [BZD27C12PHR3](#) [BZD27C150P RQG](#) [BZD27C120PHR3G](#) [BZD27C27PHR2G](#)
[BZD27C15P R3G](#) [BZD27C47PHR3G](#) [BZD27C150PHR2G](#) [BZD27C15PHR3](#) [BZD27C11P R2G](#) [BZD27C27PHRQG](#)
[BZD27C91PHRQ](#) [BZD27C75P R3G](#) [BZD27C180P R3G](#) [BZD27C82PHR2G](#) [BZD27C27P RQG](#) [BZD27C16PHR3G](#)
[BZD27C68PHRQG](#) [BZD27C47PHR2](#) [BZD27C10P R2G](#)