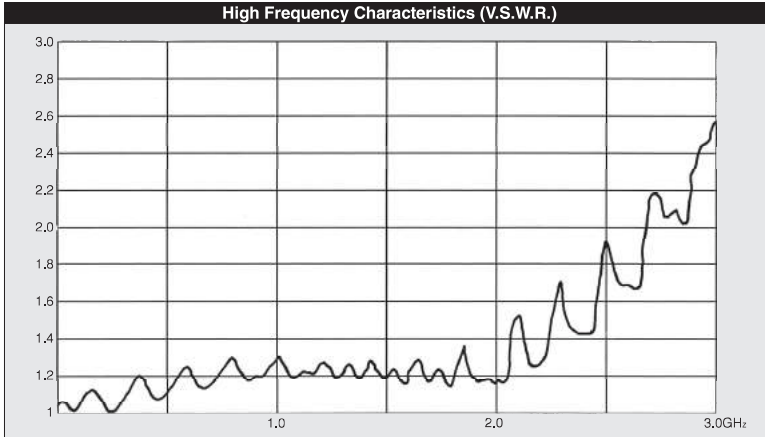


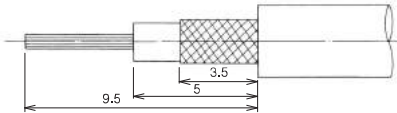
◆ TEST DATA (using 1.5D-2V Type cable)



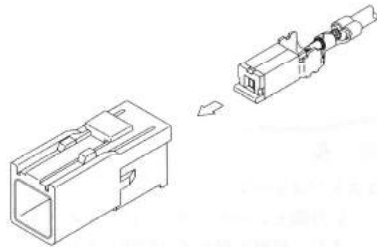
(Note) The above measurement data is for GT5-1S-HU and GT5-1PP-HU.

◆ Cable Assembly Instructions

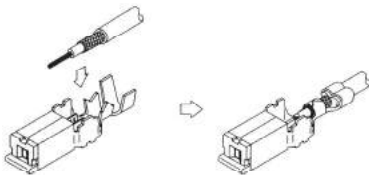
1. Strip the cable.



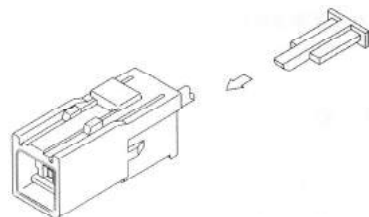
3. Insert the terminal into the housing. (Push it in until the housing lance latches.)



2. Crimp the cable to the terminal.

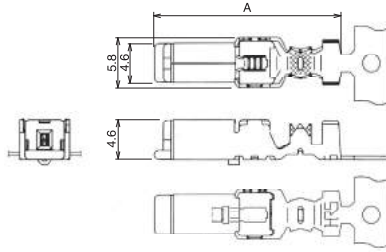


4. Attach the retainer (Push in the retainer until it locks.)



Terminal for Coaxial Cable

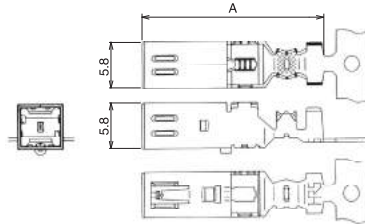
F Connector Terminals



Part No.	HRS No.	Material / Finish or color	Conductor size	Insulator outer diameter	Jacket outer diameter	A	Sales unit	RoHS
GT5-30/0.7-1.5SCF(70)	755-0065-1 70	Insulator : PBT/Dark gray Center terminal : Phosphor bronze/Tin plating Outer terminal : Brass/Tin plating	AWG#30	φ0.6~0.9	φ1.4~1.8	22.7	1,300pcs/reel	○
GT5-2428/1.1-2.2SCF(70)	755-0123-6		AWG#24~28	φ1.0~1.4	φ2.0~2.4	21.7		
GT5-2428/1.6-2.5SCF(70)	755-0078-3 70		AWG#30	φ1.5~2.0	φ2.3~2.7			
GT5-30/1.6-2.9SCF(70)	755-0022-9 70				AWG#24~28	φ2.6~3.4		
GT5-2428/1.6-2.9SCF(70)	755-0002-1 70		AWG#20~22	φ2.0~2.5	φ3.3~3.7	22.7		
GT5-2022/1.6-2.9SCF(70)	755-0071-4 70				φ3.6~4.0			
GT5-2022/F2.7-3.5SCF(70)	755-0077-0 70		AWG#30	φ2.5~2.9	φ4.6~5.0	1,100pcs/reel		
* GT5-2022/F3.3-3.8SCF(70)	755-0054-5 70							
* GT5-30/F3.3-5SCF(70)	755-0016-6 70							
* GT5-2428/F3.3-5SCF(70)	755-0012-5 70							
* GT5-2022/F3.3-5SCF(70)	755-0034-8 70							
* GT5-30/F4-5SCF(70)	755-0020-3 70							
* GT5-2428/F4-5SCF(70)	755-0024-4 70	AWG#24~28	φ3.0~3.6	AWG#20~22				
* GT5-2022/F4-5SCF(70)	755-0036-3 70							

Note : Products marked with an asterisk (*) support insulators made of polyethylene foam.

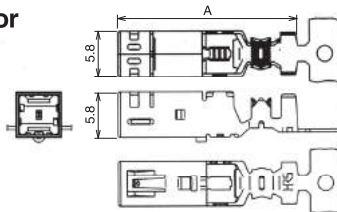
M Connector Terminals



Part No.	HRS No.	Material / Finish or color	Conductor size	Insulator outer diameter	Jacket outer diameter	A	Sales unit	RoHS
GT5-30/0.7-1.5PCF(70)	755-0017-9 70	Insulator : PBT/Dark gray Center terminal : Brass/Tin plating Outer terminal : Brass/Tin plating	AWG#30	φ0.6~0.9	φ1.4~1.8	24.05	900pcs/reel	○
GT5-30/1.6-2.9PCF(70)	755-0021-6 70		AWG#24~28	φ1.5~2.0	φ2.6~3.4	23.05		
GT5-2428/1.6-2.9PCF(70)	755-0001-9 70		AWG#20~22	φ2.0~2.5	φ3.3~3.7			
GT5-2022/1.6-2.9PCF(70)	755-0094-0 70				φ3.6~4.0			
GT5-2022/F2.7-3.5PCF(70)	755-0076-8 70		AWG#30	φ2.5~2.9	φ4.6~5.0	24.05		
* GT5-2022/F3.3-3.8PCF(70)	755-0053-2 70							
* GT5-30/F3.3-5PCF(70)	755-0015-3 70		AWG#24~28	AWG#20~22	φ3.0~3.6			
* GT5-2428/F3.3-5PCF(70)	755-0011-2 70		AWG#30					
* GT5-2022/F3.3-5PCF(70)	755-0033-5 70		AWG#24~28	AWG#20~22	φ3.0~3.6			
* GT5-30/F4-5PCF(70)	755-0019-4 70		AWG#30					
* GT5-2428/F4-5PCF(70)	755-0023-1 70	AWG#24~28	AWG#20~22	φ3.0~3.6				
* GT5-2022/F4-5PCF(70)	755-0035-0 70	AWG#30						

Note : Products marked with an asterisk (*) support insulators made of polyethylene foam.

Terminal for Low-insertion M Connector



Part No.	HRS No.	Material / Finish or color	Conductor size	Insulator outer diameter	Jacket outer diameter	A	Sales unit	RoHS
GT5L-30/0.7-1.5PCF(70)	755-0068-0 70	Insulator : PBT/Dark gray Center terminal : Brass/Tin plating Outer terminal : Brass/Tin plating	AWG#30	φ0.6~0.9	φ1.4~1.8	24.05	900pcs/reel	○
GT5L-2428/1.6-2.5PCF(70)	755-0079-6 70		AWG#24~28	φ1.5~2.0	φ2.3~2.7			
GT5L-30/1.6-2.9PCF(70)	755-0067-7 70		AWG#30		φ2.6~3.4			
GT5L-2428/1.6-2.9PCF(70)	755-0066-4 70		AWG#24~28					

GT5
GT13
GT16
GT19
GT21
GT36
GT43
GT17
GT32
GT25
KM37
ZE05
ZG05J2
HM-200
ZB64W
H307L
FK26
DE40
DE40GL
FH28K
FH2K
FH65
FH40
FH63
FH67

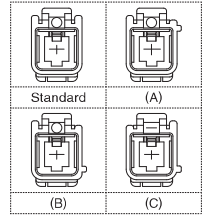
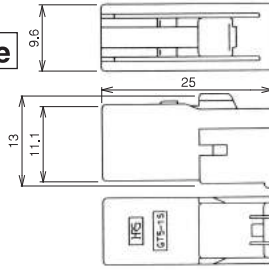
1 Pos. for Coaxial Cable

F Connector

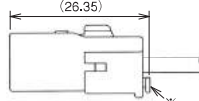
● **Housing**



GT5-1S-HU



◆ **Shown with retainer inserted.**



*Use together with separate retainer (GT5-1P/S-R) sold separately.

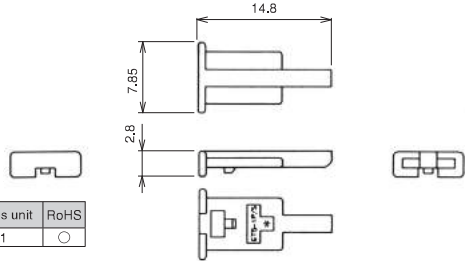
Part No.	HRS No.	Material	Color	Key position	Corresponding M Connector Housing	Corresponding M Connector Board-Mounting	Sales unit	RoHS
GT5-1S-HU	755-0004-7	PBT	Light gray	Standard	GT5-1PP-HU(70)	GT5-1P-DS(70)	1	○
GT5-1S-HU(A)	755-0037-6		Brown	(A)	GT5-1PP-HU(A)(70)	GT5-1P-DS(A)(70)		
GT5-1S-HU(B)	755-0038-9		Green	(B)	GT5-1PP-HU(B)(70)	GT5-1P-DS(B)(70)		
GT5-1S-HU(C)	755-0080-5		Blue	(C)	GT5-1PP-HU(C)(70)	GT5-1P-DS(C)(70)		

*M connector mating table (Use types with matching key positions as described above.)

● **Retainer (Used with: GT5-1S-HU, GT5-1PP-HU, GT5N-1PP-HU, GT5H-1PP-HU)**



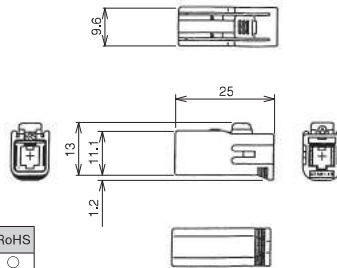
Part No.	HRS No.	Material	Color	Sales unit	RoHS
GT5-1P/S-R	755-0006-2	PBT	Dark gray	1	○



● **Housing (Retainer Not Required)**



GT5R-1S-HU



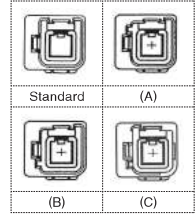
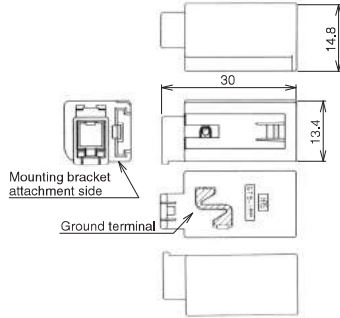
Part No.	HRS No.	Material	Color	Sales unit	RoHS
GT5R-1S-HU	755-0047-0	PBT	Light gray	1	○

Sep. 1. 2021 Copyright 2021 HIROSE ELECTRIC CO., LTD. All Rights Reserved.

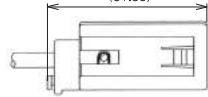
Sep. 1, 2021 Copyright 2021 HIROSE ELECTRIC CO., LTD. All Rights Reserved. GT5 GT13 GT16 GT19 FH65 FH40 FH35 FH67

M Connector

● Housing



◆ Shown with retainer inserted.



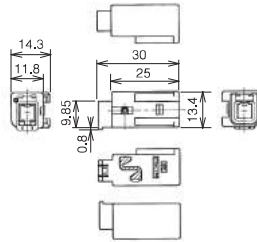
*Use together with separate retainer (GT5-1P/S-R) sold separately.

Part No.	HRS No.	Corresponding F Connector Housing	Material / Finish	Color	Key position	Sales unit	RoHS
GT5-1PP-HU(70)	755-0005-0 70	GT5-1S-HU	Housing: PBT	Light gray	Standard	1	○
GT5-1PP-HU(A)(70)	755-0039-1 70	GT5-1S-HU (A)	Ground terminal: Phosphor bronze/Tin plating	Brown (A)	(A)		
GT5-1PP-HU(B)(70)	755-0040-0 70	GT5-1S-HU (B)		Green (B)	(B)		
GT5-1PP-HU(C)(70)	755-0103-9 70	GT5-1S-HU (C)		Blue (C)	(C)		

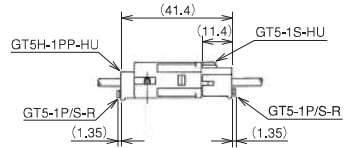
*See page 17 for panel mounting in-line bracket.

*Please use a corresponding F connector housing with a matching key type.

● Housing (H type bracket)



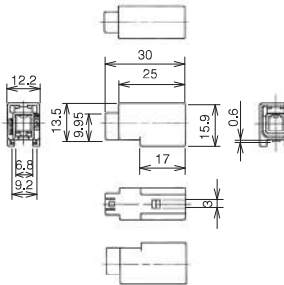
◆ Mated Connector



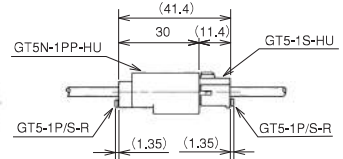
*Use together with separate retainer (GT5-1P/S-R) sold separately.

Part No.	HRS No.	Material	Color	Corresponding F Connector	Sales unit	RoHS
GT5H-1PP-HU(10)	755-0093-7 10	PBT	Light gray	GT5-1S-HU GT5R-1S-HU	1	○

● Housing (N type bracket)



◆ Mated Connector



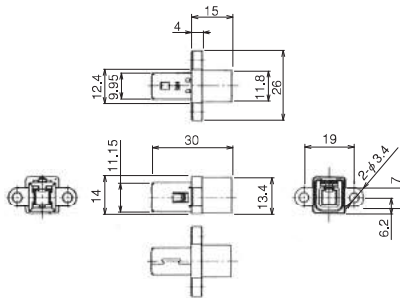
*Use together with separate retainer (GT5-1P/S-R) sold separately.

Part No.	HRS No.	Material	Color	Corresponding F Connector	Sales unit	RoHS
GT5N-1PP-HU	755-0090-9	PBT	Light gray	GT5-1S-HU GT5R-1S-HU	1	○

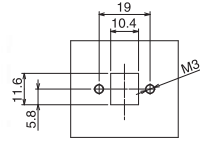
GT5
GT13
GT16
GT19
GT21
GT36
GT43
GT17
GT32
GT25
KM37
ZE05
ZG01/2
HM-H-200
ZE64W
H20T1
FX26
DF40
DF40GL
FH28K
FH5K
FH65
FH40
FH63S
FH67

● Housing

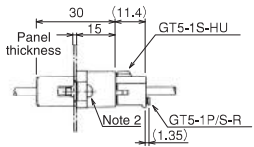
〔 Panel Mount type
Enforced Shield type 〕



◆ Recommended Panel Dimensions



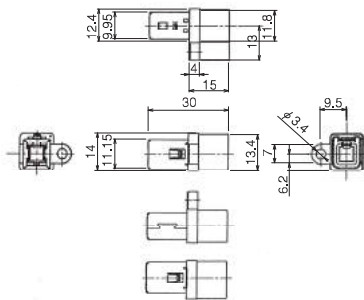
◆ Mated Connector



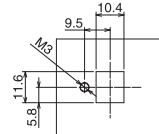
Part No.	HRS No.	Material / Finish or color	Corresponding F Connector	Sales unit	RoHS
GT5A-1PP-HU(70)	755-0025-7 70	Housing : PBT/ Light gray Ground terminal : Brass/Tin plating	GT5-1S-HU GT5R-1S-HU	1	○

Note 1 : This product does not require a retainer.

Note 2 : Use M3 screws listed in JIS B 1111 and 1101 M3 screws for mounting screws.



◆ Recommended Panel Dimensions

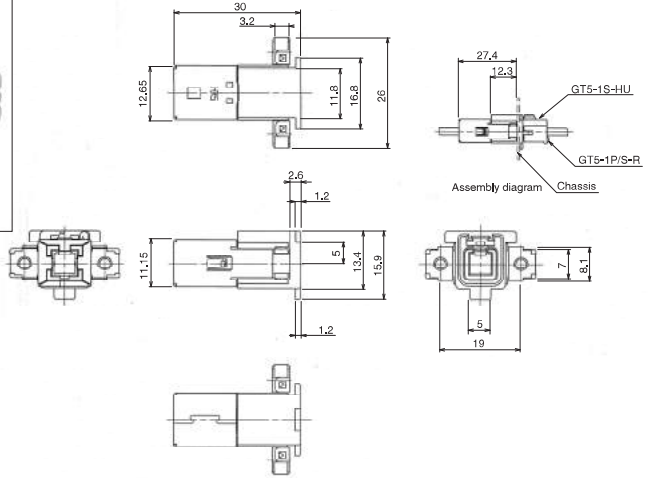



Part No.	HRS No.	Material / Finish or color	Corresponding F Connector	Sales unit	RoHS
GT5P-1PP-HU(70)	755-0030-7 70	Housing : PBT/ Light gray Ground terminal : Brass/Tin plating	GT5-1S-HU GT5R-1S-HU	1	○

Note 1 : This product does not require a retainer.

Note 2 : Use M3 screws listed in JIS B 1111 and 1101 M3 screws for mounting screws.

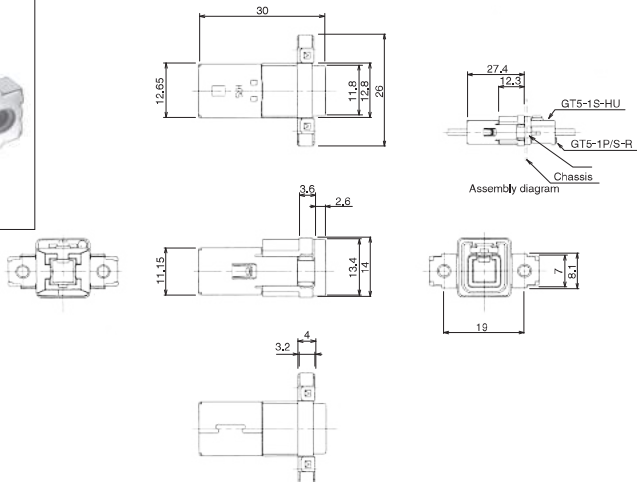
Sep. 1, 2021 Copyright 2021 HIROSE ELECTRIC CO., LTD., All Rights Reserved. GT5 GT13 GT16 GT19 FH65 FH40 FH35 FH67



Part No.	HRS No.	Material / Finish or color	Corresponding F Connector	Sales unit	RoHS
GT5B-1PP-HU(70)	755-0051-7 70	Housing : PBT/ Light gray Ground terminal : Phosphor bronze/Tin plating	GT5-1S-HU GT5R-1S-HU	1	○

Note 1 : This product does not require a retainer.

Note 2 : Use JIS B 1115 and 1122 class 4, nominal diameter 3, length 6 screws for the mounting screws.



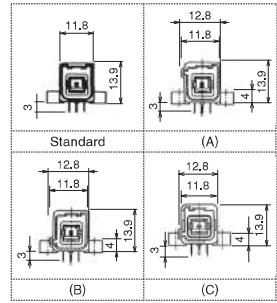
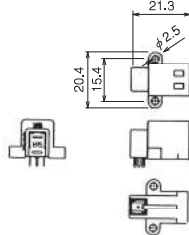
Part No.	HRS No.	Material / Finish or color	Corresponding F Connector	Sales unit	RoHS
GT5S-1PP-HU(70)	755-0050-4 70	Housing : PBT/ Light gray Ground terminal : Phosphor bronze/Tin plating	GT5-1S-HU GT5R-1S-HU	1	○

Note 1 : This product does not require a retainer.

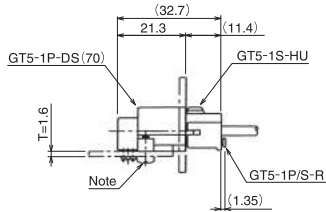
Note 2 : Use JIS B 1115 and 1122 class 4, nominal diameter 3, length 6 screws for the mounting screws.

GT5
 GT13
 GT16
 GT19
 GT21
 GT36
 GT43
 GT17
 GT32
 GT25
 KM37
 ZE05
 Z00512
 HM-5-200
 Z0064W
 H2071L
 FX26
 DF40
 DF40GL
 FH28K
 FH2K
 FH65
 FH40
 FH63
 FH67

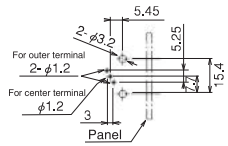
● Board Mount type



◆ Mated Connector

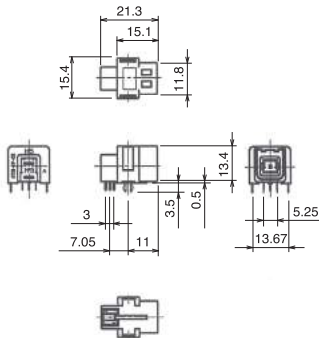


◆ Recommended Board Dimensions

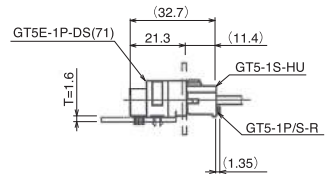


Part No.	HRS No.	Material / Finish or color	Color	Key position	Corresponding connector	Sales unit	RoHS
GT5-1P-DS(70)	755-0007-5 70	Housing: PBT	Light gray	Standard	GT5-1S-HU	1	○
GT5-1P-DS(A)(70)	755-0041-3 70	Center terminal: Brass/Tin plating	Brown	(A)	GT5-1S-HU(A)		
GT5-1P-DS(B)(70)	755-0042-6 70	Insulator: PBT/Dark gray	Green	(B)	GT5-1S-HU(B)		
GT5-1P-DS(C)(70)	755-0083-3 70	Outer terminal: Phosphor bronze/Tin plating	Blue	(C)	GT5-1S-HU(C)		

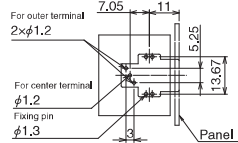
Note : Use JIS B 1115 and 1122 class 4, nominal diameter 3, length 6 screws (for a board thickness of 1.6 mm) for the mounting screws.
 *Six types of keys are available.
 Please use a corresponding F connector housing with a matching key type.



◆ Mated Connector



◆ Recommended Board Dimensions

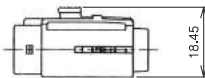
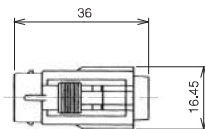


Part No.	HRS No.	Material / Finish or color	Corresponding connector	Sales unit	RoHS
GT5E-1P-DS(71)	755-0125-1 71	Housing: PA/ Natural Center terminal: Brass/Tin plating Insulator: PA/Black Outer terminal: Phosphor bronze/Tin plating Fixing pin: Brass/ Tin plating	GT5-1S-HU GT5R-1S-HU	1	○

1 Pos. for Coaxial Cable, Waterproof type

F Connector

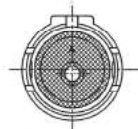
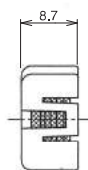
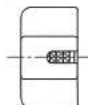
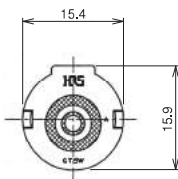
● Housing



Part No.	HRS No.	Material	Color	Sales unit	RoHS
GT5W-1S-HU	755-0027-2	PBT	Light gray	1	○

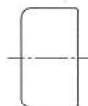
Note : Use this product with a retainer that matches the cable.

● Retainer (Used with: GT5W-1PP-HU, GT5JW-1PP-HU, GT5W-1S-HU, GT5W-1P-HU)



Part No.	HRS No.	Material / Finish or color	Sales unit	RoHS
GT5W-1P/S-R	755-0028-5	Retainer : PBT/Dark gray Rubber : Silicon rubber/Light blue	1	○

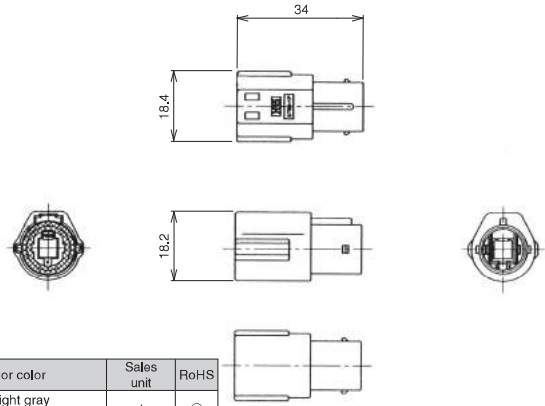
*This product supports cables with outer diameters of $\phi 2.9$ to $\phi 3.4$.
Waterproofness will depend on the cable, Please contact Hirose Electric if you intend to use cables other than those recommended.



GT5
GT13
GT16
GT19
GT21
GT36
GT43
GT17
GT32
GT25
KM37
ZE05
Z09512
HM-H-200
ZE644W
H2071L
FX26
DE40
DE40GL
FH28K
FH2K
FH65
FH40
FH63
FH67

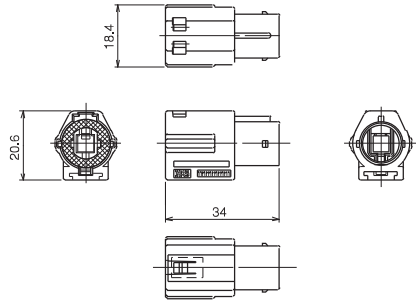
M Connector

● Housing



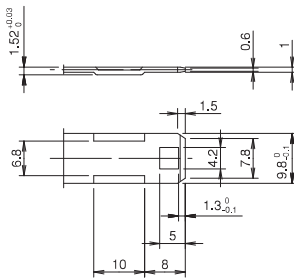
Part No.	HRS No.	Material / Finish or color	Sales unit	RoHS
GT5W-1P-HU	755-0026-0	Housing : PBT/ Light gray Connector seal : Silicon rubber/White	1	○

Note : Use this product with a retainer that matches the cable.



◆ Recommended Bracket Dimensions (Used with GT5W-1PP-HU)

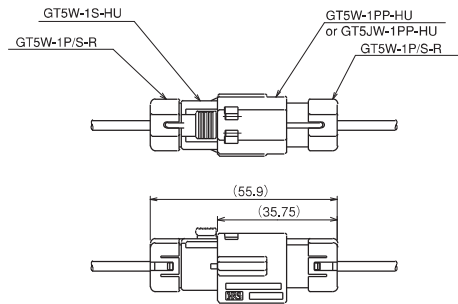
Please check with Hirose for information on the bracket for GT5JW-1PP-HU.



Part No.	HRS No.	Material / Finish or color	Sales unit	RoHS
GT5W-1PP-HU	755-0070-1	Housing : PBT/ Light gray	1	○
GT5JW-1PP-HU	755-0069-2	Connector seal : Silicon rubber/White		

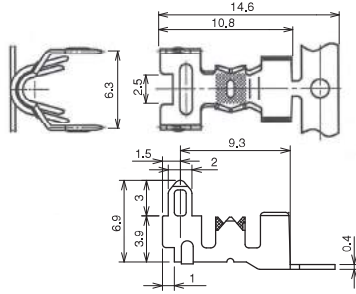
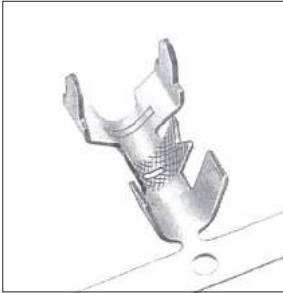
Note : Use this product with a retainer that matches the cable.

◆ Mated Connector

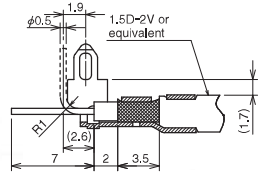


G Terminal

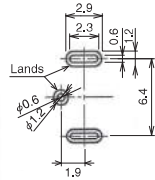
■ For Cable Termination Part



◆ Recommended Cable Assembly Diagram

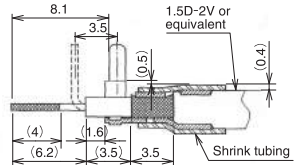
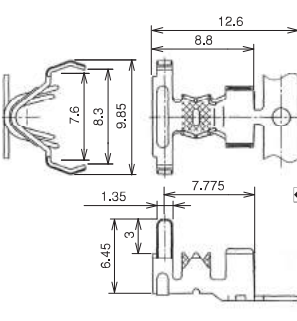
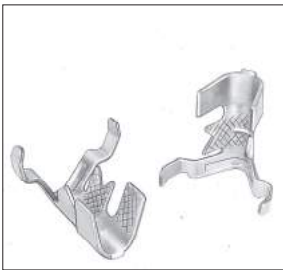


◆ Recommended Board Dimensions

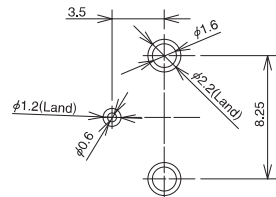


Part No.	HRS No.	Material	Finish	Sales unit	RoHS
GTA-1.6CF(70)	755-0032-2 70	Brass	Tin plating	1,500 pcs/reel	○

◆ Recommended Cable Assembly Diagram

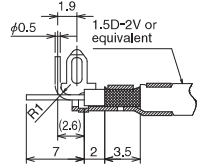
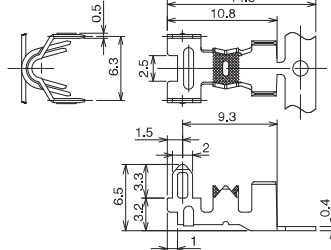


◆ Recommended Board Dimensions

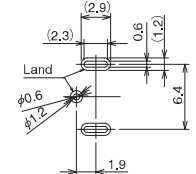


Part No.	HRS No.	Material	Finish	Sales unit	RoHS
GTB-1.6CF(70)	755-0049-5 70	Brass	Tin plating	1,500 pcs/reel	○

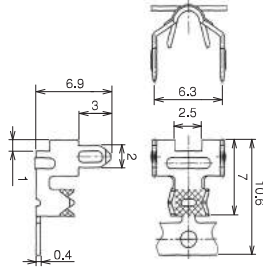

◆ Recommended Cable Assembly Diagram



◆ Recommended Board Dimensions

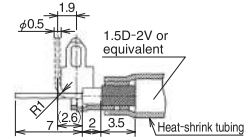


Part No.	HRS No.	Material	Finish	Sales unit	RoHS
GTG-1.6CF	755-0106-7	Brass	Tin plating	1,500 pcs/reel	○

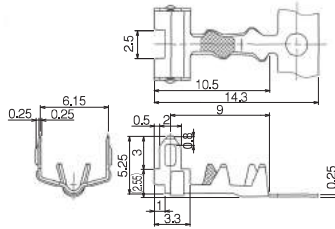

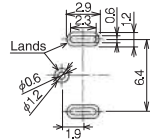


Part No.	HRS No.	Material	Finish	Sales unit	RoHS
G-1.6PCF(70)	755-0029-8 70	Brass	Tin plating	1,500 pcs/reel	○

Recommended Cable Assembly Diagram

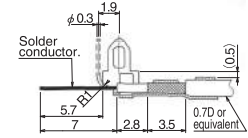


Recommended Board Dimensions

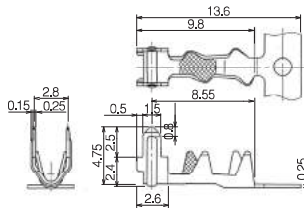
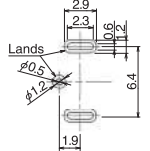


Part No.	HRS No.	Material	Finish	Sales unit	RoHS
GTA-0.7CF	755-0074-2	Brass	Tin plating	1,500 pcs/reel	○

Recommended Cable Assembly Diagram

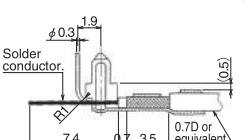


Recommended Board Dimensions

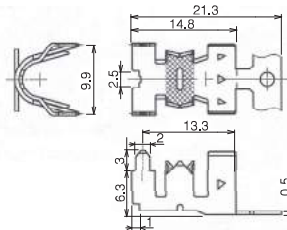
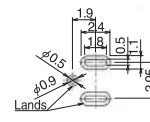


Part No.	HRS No.	Material	Finish	Sales unit	RoHS
GTB-0.7CF	755-0075-5	Brass	Tin plating	1,500 pcs/reel	○

Recommended Cable Assembly Diagram

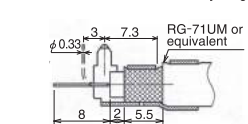


Recommended Board Dimensions

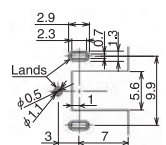


Part No.	HRS No.	Material	Finish	Sales unit	RoHS
GTE-3.7CF	755-0122-3	Brass	Tin plating	1,100 pcs/reel	○

Recommended Cable Assembly Diagram



Recommended Board Dimensions

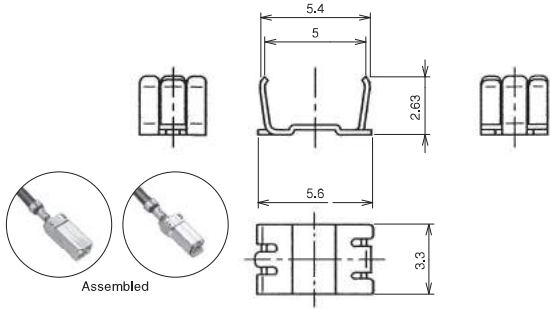


Sep. 1. 2021 Copyright 2021 HIROSE ELECTRIC CO., LTD. All Rights Reserved.

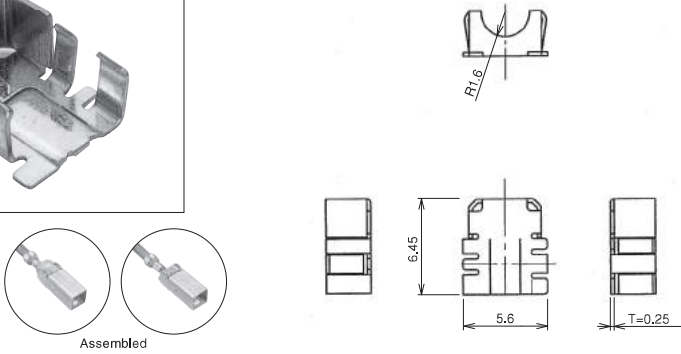

GT5 GT13 GT16 GT19 GT21 GT36 GT43 GT17 GT32 GT25 KM37 ZE05 Z050J2 VHS-320 Z65K4W T20T1L FK26 DF40 DF40GL FH28K FH2K FH65 FH40 FH635 FH67

GT5 GT13 GT16 GT19 GT21 GT24 GT27 GT30 GT33 GT36 GT39 GT42 GT45 GT48 GT51 GT54 GT57 GT60 GT63 GT66 GT69 GT72 GT75 GT78 GT81 GT84 GT87 GT90 GT93 GT96 GT99 FH01 FH04 FH07 FH10 FH13 FH16 FH19 FH22 FH25 FH28 FH31 FH34 FH37 FH40 FH43 FH46 FH49 FH52 FH55 FH58 FH61 FH64 FH67 FH70 FH73 FH76 FH79 FH82 FH85 FH88 FH91 FH94 FH97 FH00 FH03 FH06 FH09 FH12 FH15 FH18 FH21 FH24 FH27 FH30 FH33 FH36 FH39 FH42 FH45 FH48 FH51 FH54 FH57 FH60 FH63 FH66 FH69 FH72 FH75 FH78 FH81 FH84 FH87 FH90 FH93 FH96 FH99

Shield Plate

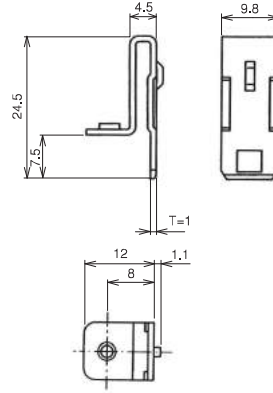


Part No.	HRS No.	Material	Finish	Sales unit	RoHS
GT5-1P/S-CSB(70)	755-0048-2 70	Brass	Tin plating	1	○



Part No.	HRS No.	Material	Finish	Sales unit	RoHS
GT5C-1P-S-CSB(70)	755-0088-7 70	Brass	Tin plating	1	○

Panel Mount In-line Bracket



Part No.	HRS No.	Material	Finish	Used with connectors	Sales unit	RoHS
GT-BK(70)	751-0039-6 70	SPCC	Tin plating	GT5-1PP-HU(70), GT5-1PP-HU(A)(70), GT5-1PP-HU(B)(70) GT5-1PP-HU(C)(70), GT5-1PP-HU(D)(70) GT5-1PP-HU(E)(70), GT5-1PP-HU(F)(70) GT5-1PP-HU(G)(70), GT5-1PP-HU(H)(70) GT5-2/1PP-HU(70), GT5-2PP-HU(70) GT5-2PP-HU(A)(70), GT5-2PP-HU(B)(70) GT5-2PP-HU(C)(70)	1	○

Crimping Tools

Please ask your Hirose Electric account representative for a user manual.

Automatic Crimping Machine



Photo for reference only.
Subject to change.

Part No. CM-105C

Specifications

Item	Specifications	Remarks
Press capacity	1,5tons	
Stroke length	30mm	
Number of strokes	200spm (50Hz)	200spm (60Hz)
Weight	75kg	
Motor	0.2kW	AC100V
Crimping speed	2,000-4,000/H	

*Terminal crimp height setting tables are available for each cable type. Please contact your Hirose Electric account representative.

Please note that we will need to define new crimp heights for novel cables and this may take a few days.

● **Harness Tools**

Contact Product No.	Contact HRS No.	Tool No.	Tool HRS No.
GT5-30/0,7-1,5PCF(70)	755-0017-9 70	AP105-GT5-30/0,7-1,5P	901-5021-8
GT5-30/0,7-1,5SCF(70)	755-0065-1 70	AP105-GT5-30/0,7-1,5S	901-5080-7
GT5L-2428/1,6-2,5PCF(70)	755-0079-6 70	AP105-GT5-2428/1,6-2,5P	901-5100-2
GT5-2428/1,6-2,5SCF(70)	755-0078-3 70	AP105-GT5-2428/1,6-2,5S	901-5101-5
GT5-30/1,6-2,9PCF(70)	755-0021-6 70	AP105-GT5-30/1,6-2,9P-ID	901-5019-6
		AP105-GT5-30/1,6-2,9P	901-5017-0
GT5-30/1,6-2,9SCF(70)	755-0022-9 70	AP105-GT5-30/1,6-2,9S-ID	901-5020-5
		AP105-GT5-30/1,6-2,9S	901-5018-3
GT5-2428/1,6-2,9PCF(70)	755-0001-9 70	AP105-GT5-2428/1,6-2,9P	901-5029-0
		AP105-GT5-2428/1,6-2,9PWS	901-5031-1
		AP105-GT5-2428/1,6-2,9P-B	901-5103-0
GT5-2428/1,6-2,9SCF(70)	755-0002-1 70	AP105-GT5-2428/1,6-2,9S	901-5030-9
		AP105-GT5-2428/1,6-2,9SWS	901-5032-4
		AP105-GT5-2428/1,6-2,9S-B	901-5104-3
GT5-2022/1,6-2,9SCF(70)	755-0071-4 70	AP105-GT5-2022/1,6-2,9S	901-5088-9
GT5-2022/F2,7-3,5PCF(70)	755-0076-8 70	AP105-GT5-2022/F2,7-3,5P	901-5091-3
GT5-2022/F2,7-3,5SCF(70)	755-0077-0 70	AP105-GT5-2022/F2,7-3,5S	901-5092-6
GT5-2022/F3,3-3,8PCF(70)	755-0053-2 70	AP105-GT5-2022/F3,3-3,8P	901-5075-7
GT5-2022/F3,3-3,8SCF(70)	755-0054-5 70	AP105-GT5-2022/F3,3-3,8S	901-5076-0
GT5-2022/F3,3-5PCF(70)	755-0033-5 70	AP105-GT5-2022/F3,3-5P-ID	901-5058-8
		AP105-GT5-2022/F3,3-5P	901-5059-0
GT5-2022/F3,3-5SCF(70)	755-0034-8 70	AP105-GT5-2022/F3,3-5S-ID	901-5060-0
		AP105-GT5-2022/F3,3-5S	901-5061-2
GT5-30/F4-5PCF(70)	755-0019-4 70	AP105-GT5-30/F4-5P-ID	901-5033-7
GT5-30/F4-5SCF(70)	755-0020-3 70	AP105-GT5-30/F4-5S-ID	901-5034-0
GT5-2428/F4-5PCF(70)	755-0023-1 70	AP105-GT5-2428/F4-5P-ID	901-5035-2
		AP105-GT5-2428/F4-5P-3C2V	901-5056-2
GT5-2428/F4-5SCF(70)	755-0024-4 70	AP105-GT5-2428/F4-5S-ID	901-5036-5
		AP105-GT5-2428/F4-5S-3C2V	901-5057-5
GT5-2022/F4-5PCF(70)	755-0035-0 70	AP105-GT5-2022/F4-5P	901-5052-1
		AP105-GT5-2022/F4-5P-18ID	901-5121-2
GT5-2022/F4-5SCF(70)	755-0036-3 70	AP105-GT5-2022/F4-5S	901-5053-4
		AP105-GT5-2022/F4-5S-18ID	901-5102-8
G-1,6PCF(70)	755-0029-8 70	AP105-G-1,6P	901-5041-5
GTA-0,7CF	755-0074-2	AP105-GTA,B-0,7P	901-5141-0
GTB-0,7CF	755-0075-5	AP105-GTA,B-0,7P	901-5141-0
GTA-1,6CF(70)	755-0032-2 70	AP105-GTA,B-1,6P	901-5047-1
GTB-1,6CF(70)	755-0049-5 70	AP105-GTA,B-1,6P	901-5047-1
GTC-1,6CF	755-0106-7	AP105-GTA,B-1,6P	901-5047-1
GTE-3,7CF	755-0122-3	AP105-GTE-3,7	901-5151-3

Please refer to our cable termination procedure manual for performing terminations.

GT5 GT13 GT16 GT19 GT22 GT25 GT28 GT31 GT34 GT37 GT40 GT43 GT46 GT49 GT52 GT55 GT58 GT61 GT64 GT67 FH65 FH40 FH35 FH67

Sep. 1, 2021 Copyright 2021 HIROSE ELECTRIC CO., LTD. All Rights Reserved.

Mouser Electronics

Authorized Distributor

Click to View Pricing, Inventory, Delivery & Lifecycle Information:

Hirose Electric:

[GT5-1PP-HU\(70\)](#) [GT5-1PP-HU\(B\)\(70\)](#) [GT5-1S-HU\(A\)](#) [GT5-1S-HU\(B\)](#) [GT5-2P/S-R](#) [GT5-2S-HU](#) [GT5-4P/S-R](#) [GT5-4P-DS\(70\)](#) [GT5-2428/1.6-2.5SCF\(70\)](#) [GT5-2428/1.6-2.9SCF\(70\)](#) [GT5-1P-DS\(70\)](#) [GT5-1P-DS\(A\)\(70\)](#) [GT5-2428/1.6-2.9PCF\(70\)](#) [GT5-1P/S-R](#) [GT5-1S-HU](#) [GT5-2428/1.1-2.2SCF](#)