

T1/E1/CEPT/ISDN-PRI TRANSFORMERS

Quad Port T1/E1 with 8 Transformers, 1500 Vrms




Notes from Electrical Specifications Table

- A. OCL** (primary inductance) is measured at the primary winding. Turns ratio is specified primary: secondary.
- B. To make a 1CT:1** ratio from a 1CT:2CT ratio, use only one-half of the secondary (2CT) winding.
- C. It is possible** to use the same transformer model for the three impedance levels of T1 (100 W) and CEPT (75 Ω & 120 Ω). For specific connection information and resistor values, refer to IC vendor's data book.
- D. Dual Ratio Transformer** (T1071NL and T1145NL) - These transformers have tapped secondary windings to provide two turns ratios (T/R). Use the entire primary winding and connect the secondary pins listed below to obtain desired turns ratio:

| Part Number | Turns Ratio 1 | Secondary Pins | Turns Ratio 2 | Secondary Pins |
|-------------|---------------|----------------|---------------|----------------|
| T1071NL | 1:1 | 40-39 | 1:1.26 | 40-38 |
| | 1:1 | 35-34 | 1:1.26 | 35-33 |
| | 1:1 | 30-29 | 1:1.26 | 30-28 |
| | 1:1 | 25-24 | 1:1.26 | 25-23 |
| T1145NL | 1:2 | 40-39 | 1:2.4 | 40-38 |
| | 1:2 | 33-32 | 1:2.4 | 33-31 |
| | 1:2 | 30-29 | 1:2.4 | 30-28 |
| | 1:2 | 23-22 | 1:2.4 | 23-21 |

- E. Dual Ratio Transformer** for the surface mount package is anti-static tubes. Optional Tape & Reel packaging can be ordered by adding a "T" suffix to the part number, (i.e. T1064NLT).
- F. Extended Temperature Range Models** - For extended temperature range transformers (-40°C to +85°C operating temperature range), OCL (Open Circuit Inductance) for the primary winding) is specified at both -40°C and +25°C. At -40°C, OCL is 600 μH minimum. All other parameters are specified at +25°C only. Standard temperature range is 0°C to +70°C.

Schematics



Transformer Selection Guide

| IC Mfr. | IC Part Number | Comments | Octal SMT | |
|---------------------------------------|----------------------------|--------------|-----------|----------|
| | | | STD Temp | EXT Temp |
| Mindspeed (Conexant) | BT8510 | T1/E1 | T1071NL | - |
| | BT8510 | T1/E1 | T1071NL | - |
| | CN8380 | | T1124NL | T1114NL |
| Cirrus Logic (Crystal) | 61318 | 120 E1 | T1068NL | T1108NL |
| | 61577 | T1 & E1 | T1065NL | T1105NL |
| | 61304A/5A/535A/574A,/75 | 75 E1 | T1068NL | T1108NL |
| | 61304A/5A/535A/574A,/75 | 120 E1 | T1071NL | - |
| | 61582, 61583 | | T1064NL | - |
| | 61310, 61581 | | T1068NL | T1108NL |
| | 61584/84A | IQ3 | T1065NL | T1105NL |
| 61584/82/83/A | IQ5 | T1064NL | - | |
| Maxim (Dallas) | DS2196 | | T1068NL | T1108NL |
| | DS2148/Q48 | 3V | T1068NL | T1108NL |
| | DS21352/Q352, DS21354/Q354 | | T1068NL | T1108NL |
| Exar | T5683A, 59L91 | | T1065NL | T1105NL |
| | T5894, T5897, T5997 | | T1065NL | T1105NL |
| | T5791/T93/94/95 | | T1071NL | - |
| | 83L30/34/38 | | T1065NL | T1105NL |
| Infineon Technologies (Siemens) | PEB22504 | 3.3V | T1142NL | T1231NL |
| | PEB22554 | 3.3V | T1142NL | T1231NL |
| | PEB2256 3.3 V | E1/T1/J1 | T1142NL | T1231NL |
| Intel (Level One) | LXT 300/301 | | T1065NL | T1105NL |
| | LXT 304/305/307 | T1, E1 | T1065NL | T1105NL |
| | LXT 304/305/307 | 75 E1, 120E1 | T1071NL | - |
| | LXT 310/317/318 | | T1068NL | T1108NL |
| | LXT 331 | T1, E1 | T1068NL | T1108NL |
| | LXT 331, LXT 332 | | T1065NL | T1105NL |
| | LXT 334, LXT 335 | T1/E1 | T1065NL | T1105NL |
| | LXT 334, LXT 335 | 75 E1 | T1071NL | - |
| | LXT 336 | | T1065NL | T1105NL |
| | LXT 350, LXT 351, LXT 359 | T1, E1 | T1068NL | T1108NL |
| LXT 360/361/362/363 | T1, E1 | T1068NL | T1108NL | |
| LXT 380/381/384/386/388 | T1, E1 | T1068NL | T1108NL | |
| LXT 380/381/384/386/388 | T1, E1 | T1124NL | T1114NL | |
| LXT 3104, LXT 3108 | | T1068 | T1108NL | |
| Lucent Technologies | T7689, T769, T7698 | DS1 | T1064NL | - |
| | TLIU04C1 | DS1 | T1064NL | - |
| Zarlink (Mitel) | MT9076, MT9075 | | T1142NL | T1231NL |
| | MT9074, MT9075 | | T1068NL | T1108NL |
| PMC Sierra | PM4318 | | T1065NL | T1105NL |

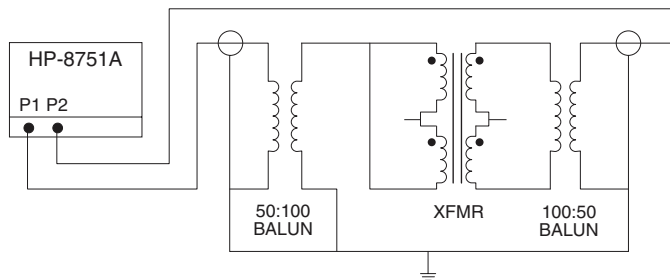
T1/E1/CEPT/ISDN-PRI TRANSFORMERS

Quad Port T1/E1 with 8 Transformers, 1500 Vrms

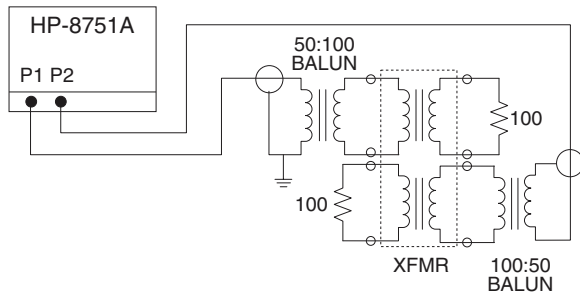


Application

- ET Product** - All coils have an ET product of 10 V-μsec minimum.
- Flammability** - Materials used in the products are recognized as UL94-VO approved. Products meet the IEC 695-2-2 requirements (Needle Flame Test).
- Balance Characteristics** - The transformers meet the requirements for longitudinal balance of FCC part 68.
- Common Mode Rejection Ratio** - the CMRR for all transformers is better than 50dB at 1MHz. A typical test circuit is shown below.



- Crosstalk Attenuation** - In the packages which contain transmit and receive transformers side by side, sufficient crosstalk attenuation is achieved by the inherent characteristics of the toroid cores as well as by their proper positioning. The crosstalk attenuation is typically 65 dB or better. This result was established with the test circuit shown below.



- Return Loss** - ITU-T G.703 and European national regulatory documents specify minimum return loss levels. The transformers will allow these limits to be complied with the situations where they are applicable.

| Frequency | 50-100 kHz | 10 kHz-2MHz | 2-3 MHz |
|-------------|------------|-------------|---------|
| Return Loss | | | |
| Transmit | 9 dB | 15 dB | 11 dB |
| Receive | 12 dB | 18 dB | 14 B |

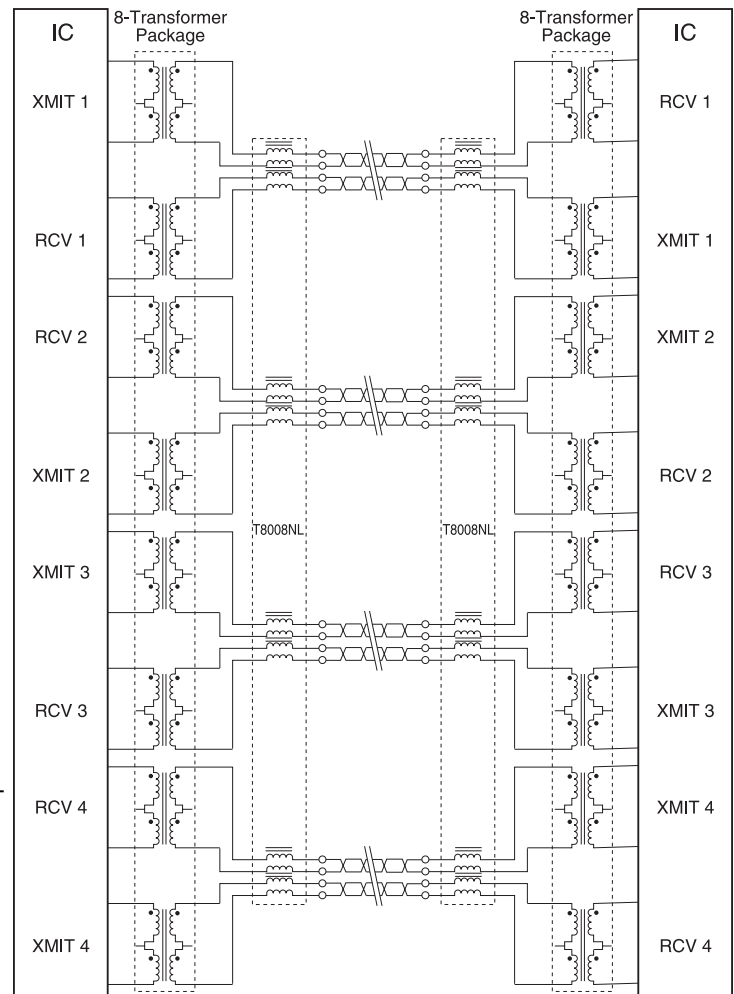
- Surge Voltage Capability** - All transformers and chokes meet surge voltage tests according to the most stringent regulatory documents, when used with the proper voltage and current suppression devices:

Metallic Voltage: 800 V peak, 10/560μsec
 Longitudinal Voltage: 2,400 V peak, 10/700μsec

- Isolation Voltage** - 100% of transformers are tested during the specified isolation voltage level.
- General Information** - The transformers are specifically designed for use in 1.544 Mbps (T1), 2.048 Mbps (CEPT) and ISDN Primary rate (PRI) interface applications. They are matched to the majority of the line interface transceiver ICs currently available. Use of the proper transformer allows the interface circuit to comply with ITU-T G.703 and other standards regarding pulse waveform, return loss, and balance.

- Common Mode Chokes** - Additional high-frequency 4-line common mode chokes may be used to provide an effective means of complying with national and international regulations on EMI. The common mode chokes are designed to be used in conjunction with Pulse's T1/CEPT transformers as shown in the typical application below. Crosstalk is typically -65 dB or better.

Typical Application



T1/E1/CEPT/ISDN-PRI TRANSFORMERS

Quad Port T1/E1 with 8 Transformers, 1500 Vrms



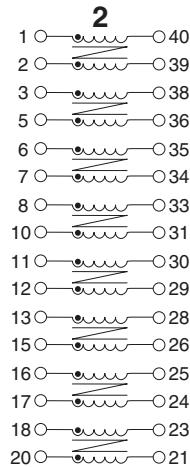
Electrical Specifications @ 25°C

| RoHS Compliant Part Number | Number of Lines | Turns Ratio (±5%) | OCL (μH MIN) | C _{w/w} (pF MAX) | L _L (μH MAX) | DCR (Ω MAX) | Isolation (Vrms MIN) | Package/Schematic |
|--|-----------------|-------------------|--------------|---------------------------|-------------------------|-------------|----------------------|-----------------------|
| High Frequency Common Mode Chokes | | | | | | | | |
| T8008NL* | 16 (8 x 2 line) | 1:1 (8 places) | 47.0 | 25 | .18 | 0.40 | 500 | TOU/2 (Surface Mount) |
| PE-65554NL | 4 | 1:1:1:1 | 24.0 | 15 | .20 | 0.30 | 500 | IN/1 (Through Hole) |
| PE-65555NL | 4 | 1:1:1:1 | 8.0 | 10 | .20 | 0.25 | 500 | IN/1 (Through Hole) |
| PE-65854NL | 4 | 1:1:1:1 | 47.0 | 16 | .20 | 0.30 | 500 | SH/1 (Surface Mount) |
| PE-65857NL | 4 | 1:1:1:1 | 24.0 | 15 | .23 | 0.30 | 500 | LA/1 (Surface Mount) |

*Notes: Please see page 1 for TOU mechanical specifications.

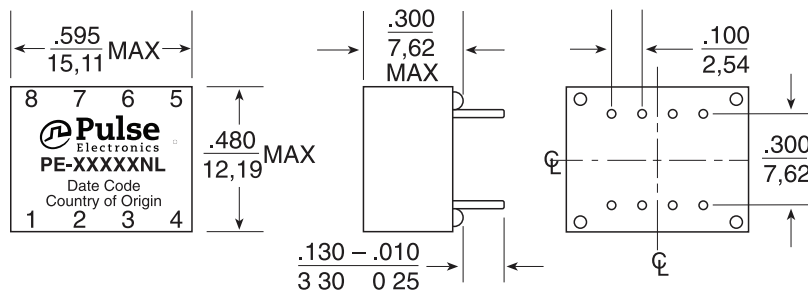
Schematic

TOU

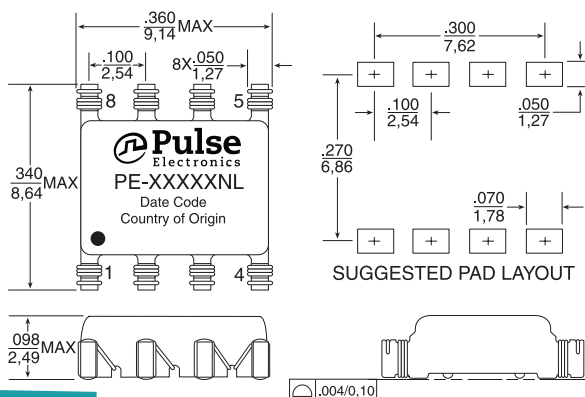


Mechanicals

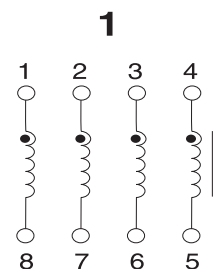
IN



SH



Schematic



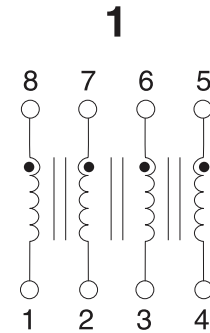
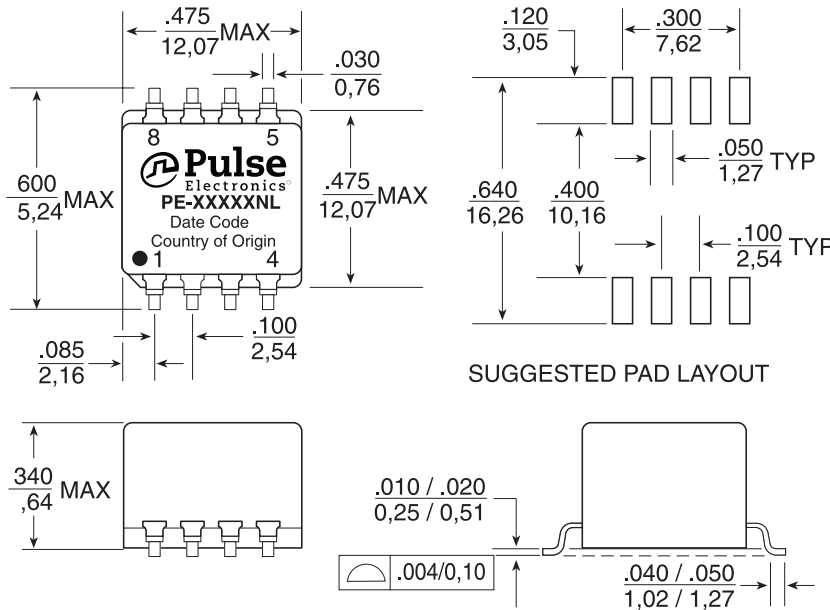
T1/E1/CEPT/ISDN-PRI TRANSFORMERS

Quad Port T1/E1 with 8 Transformers, 1500 Vrms

Mechanical

Schematic

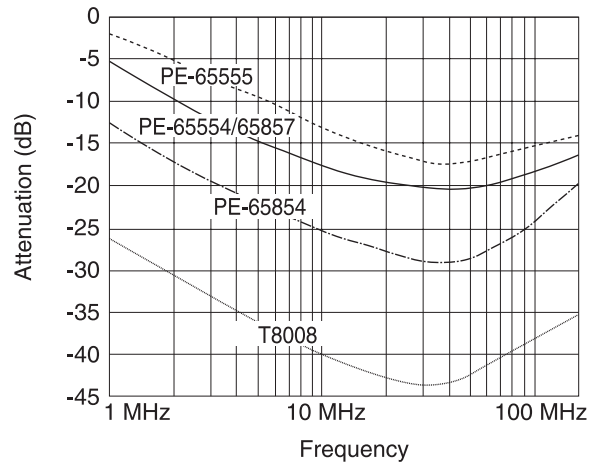
LA



Weight0.3 grams.....2 grams.....2.5 grams
Tape & Reel1500/reel.....250/reel.....(N/A)
Tray25/tray.....30/tube.....35/tube

Dimensions: $\frac{\text{Inches}}{\text{mm}}$

Unless otherwise specified, all tolerances are $\pm \frac{.010}{0.25}$



For More Information

Pulse Worldwide Headquarters
 12220 World Trade Drive
 San Diego, CA
 92128
 U.S.A.

Pulse Europe
 Einsteinstrasse 1
 D-71083 Herrenberg
 Germany

Pulse China Headquarters
 B402, Shenzhen Academy of
 Aerospace Technol-
 ogy Bldg.
 10th Kejinan Road
 High-Tech Zone
 Nanshan District
 Shenzhen, PR China
 518057
 Tel: 86 755 33966678
 Fax: 86 755 33966700

Pulse North China
 Room 2704/2705
 Super Ocean Finance
 Ctr.
 2067 Yan An Road
 West
 Shanghai 200336
 China
 Tel: 86 21 62787060
 Fax: 86 2162786973

Pulse South Asia
 135 Joo Seng Road
 #03-02
 PM Industrial Bldg.
 Singapore 368363
 Tel: 65 6287 8998
 Fax: 65 6287 8998

Pulse North Asia
 3F, No. 198
 Zhongyuan Road
 Zhongli City
 Taoyuan County 320
 Taiwan R. O. C.
 Tel: 886 3 4356768
 Fax: 886 3 4356823 (Pulse)
 Fax: 886 3 4356820 (FRE)

Performance warranty of products offered on this data sheet is limited to the parameters specified. Data is subject to change without notice. Other brand and product names mentioned herein may be trademarks or registered trademarks of their respective owners. © Copyright, 2012. Pulse Electronics, Inc. All rights reserved.

Mouser Electronics

Authorized Distributor

Click to View Pricing, Inventory, Delivery & Lifecycle Information:

Pulse:

[T1068T](#) [T1068NL](#) [T1071NL](#) [T1071NLT](#) [T1105NL](#) [T1105NLT](#) [T1108NL](#) [T1108NLT](#) [T1114NL](#) [T1114NLT](#)
[T1124NL](#) [T1124NLT](#) [T1142NL](#) [T1231NL](#) [T1231NLT](#) [TX1262NL](#) [TX1262NLT](#) [TX1266NL](#) [TX1266NLT](#) [TX1295NL](#)
[TX1295NLT](#) [T1142NLT](#) [T1068NLT](#) [T8008T](#)