



ELECTRICAL CHARACTERISTICS (JEDEC REGISTERED DATA) (T_A = 25 °C unless otherwise noted)

Table with 9 columns: DEVICE TYPE, BREAKDOWN VOLTAGE VBR AT IT (V) (MIN., MAX.), TEST CURRENT IT (mA), STAND-OFF VOLTAGE VWM (V), MAXIMUM REVERSE LEAKAGE AT VWM ID (uA), MAXIMUM PEAK PULSE CURRENT IPPM (A), MAXIMUM CLAMPING VOLTAGE AT IPPM VC (V), MAXIMUM TEMP. COEFFICIENT OF VBR (%/°C). Rows list various diode models from 5KP8.5A to 5KP188A.

Notes

- (1) Pulse test: tp ≤ 50 ms
(2) Surge current waveform per fig. 3 and derate per fig. 2
(3) All terms and symbols are consistent with ANSI/IEEE CA62.35



ORDERING INFORMATION (Example)				
PREFERRED P/N	UNIT WEIGHT (g)	PREFERRED PACKAGE CODE	BASE QUANTITY	DELIVERY MODE
5KP8.5A-E3/54	2.776	54	800	13" diameter paper tape and reel
5KP8.5AHE3/54 ⁽¹⁾	2.776	54	800	13" diameter paper tape and reel

Note

(1) AEC-Q101 qualified

RATINGS AND CHARACTERISTICS CURVES ($T_A = 25\text{ }^\circ\text{C}$ unless otherwise noted)

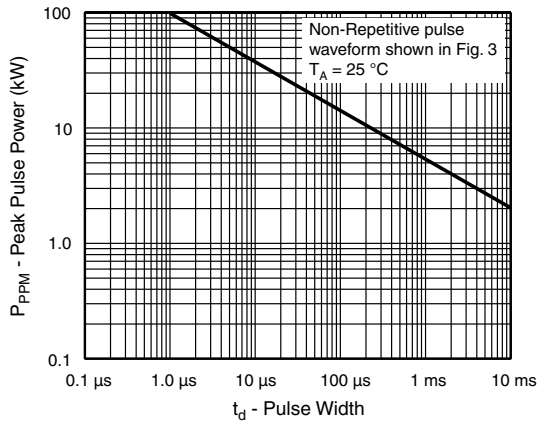


Fig. 1 - Peak Pulse Power Rating Curve

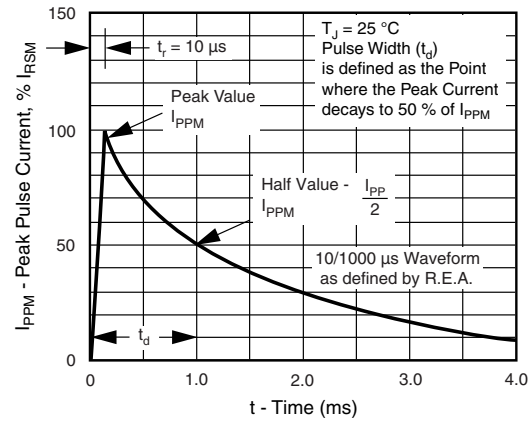


Fig. 3 - Pulse Waveform

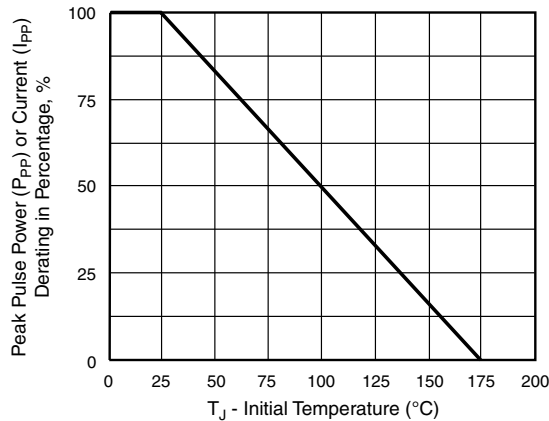


Fig. 2 - Pulse Power or Current vs. Initial Junction Temperature

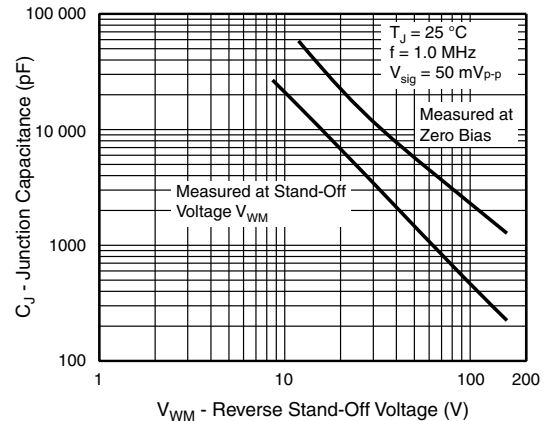


Fig. 4 - Typical Junction Capacitance

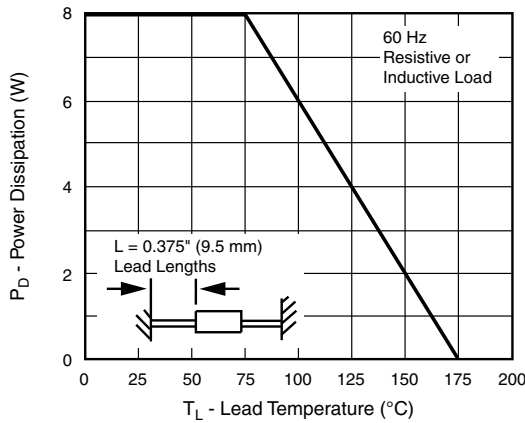


Fig. 5 - Power Derating Curve

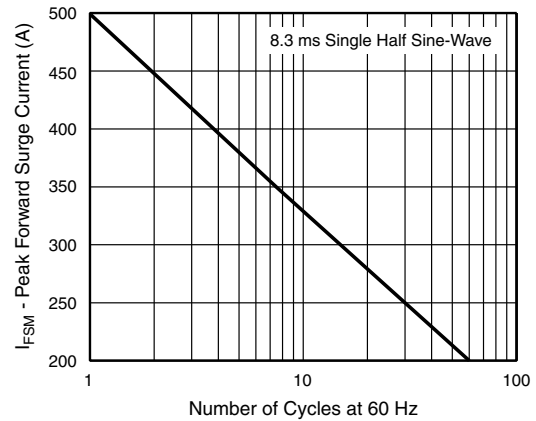
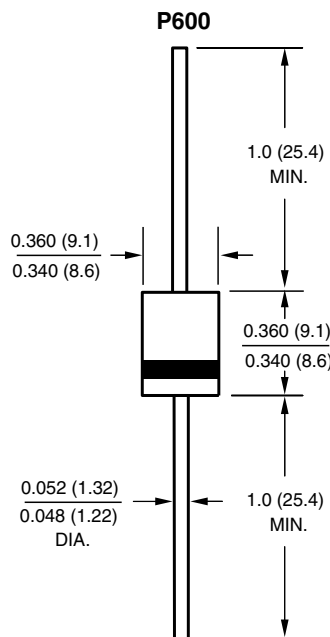


Fig. 6 - Maximum Non-Repetitive Forward Surge Current

PACKAGE OUTLINE DIMENSIONS in inches (millimeters)



APPLICATION NOTES

The 5KP series of high power transient voltage suppressors were designed to be used on the output of switching power supplies. These devices may be used to replace crowbar circuits. Both the 5 % and 10 % voltage tolerances are referenced to the power supply output voltage level.

They are able to withstand high levels of peak current while allowing a circuit breaker to trip or a fuse blow before

shorting. This will enable the user to reset the breaker or replace the fuse and continue operation. For this type operation, it is recommended that a sufficient mounting surface be used for dissipating the heat generated by the Transient Voltage Suppressor during the transient or over-voltage condition.



Disclaimer

ALL PRODUCT, PRODUCT SPECIFICATIONS AND DATA ARE SUBJECT TO CHANGE WITHOUT NOTICE TO IMPROVE RELIABILITY, FUNCTION OR DESIGN OR OTHERWISE.

Vishay Intertechnology, Inc., its affiliates, agents, and employees, and all persons acting on its or their behalf (collectively, "Vishay"), disclaim any and all liability for any errors, inaccuracies or incompleteness contained in any datasheet or in any other disclosure relating to any product.

Vishay makes no warranty, representation or guarantee regarding the suitability of the products for any particular purpose or the continuing production of any product. To the maximum extent permitted by applicable law, Vishay disclaims (i) any and all liability arising out of the application or use of any product, (ii) any and all liability, including without limitation special, consequential or incidental damages, and (iii) any and all implied warranties, including warranties of fitness for particular purpose, non-infringement and merchantability.

Statements regarding the suitability of products for certain types of applications are based on Vishay's knowledge of typical requirements that are often placed on Vishay products in generic applications. Such statements are not binding statements about the suitability of products for a particular application. It is the customer's responsibility to validate that a particular product with the properties described in the product specification is suitable for use in a particular application. Parameters provided in datasheets and/or specifications may vary in different applications and performance may vary over time. All operating parameters, including typical parameters, must be validated for each customer application by the customer's technical experts. Product specifications do not expand or otherwise modify Vishay's terms and conditions of purchase, including but not limited to the warranty expressed therein.

Except as expressly indicated in writing, Vishay products are not designed for use in medical, life-saving, or life-sustaining applications or for any other application in which the failure of the Vishay product could result in personal injury or death. Customers using or selling Vishay products not expressly indicated for use in such applications do so at their own risk. Please contact authorized Vishay personnel to obtain written terms and conditions regarding products designed for such applications.

No license, express or implied, by estoppel or otherwise, to any intellectual property rights is granted by this document or by any conduct of Vishay. Product names and markings noted herein may be trademarks of their respective owners.

Material Category Policy

Vishay Intertechnology, Inc. hereby certifies that all its products that are identified as RoHS-Compliant fulfill the definitions and restrictions defined under Directive 2011/65/EU of The European Parliament and of the Council of June 8, 2011 on the restriction of the use of certain hazardous substances in electrical and electronic equipment (EEE) - recast, unless otherwise specified as non-compliant.

Please note that some Vishay documentation may still make reference to RoHS Directive 2002/95/EC. We confirm that all the products identified as being compliant to Directive 2002/95/EC conform to Directive 2011/65/EU.

Vishay Intertechnology, Inc. hereby certifies that all its products that are identified as Halogen-Free follow Halogen-Free requirements as per JEDEC JS709A standards. Please note that some Vishay documentation may still make reference to the IEC 61249-2-21 definition. We confirm that all the products identified as being compliant to IEC 61249-2-21 conform to JEDEC JS709A standards.

Mouser Electronics

Authorized Distributor

Click to View Pricing, Inventory, Delivery & Lifecycle Information:

Vishay:

[5KP100A-E3/54](#) [5KP100AHE3/54](#) [5KP10A-E3/54](#) [5KP10AHE3/54](#) [5KP110A-E3/54](#) [5KP110AHE3/54](#) [5KP11A-E3/54](#) [5KP11AHE3/54](#) [5KP120A-E3/54](#) [5KP120AHE3/54](#) [5KP12A-E3/54](#) [5KP12AHE3/54](#) [5KP130A-E3/54](#) [5KP130AHE3/54](#) [5KP13A-E3/54](#) [5KP13AHE3/54](#) [5KP14A-E3/54](#) [5KP14AHE3/54](#) [5KP150A-E3/54](#) [5KP150AHE3/54](#) [5KP15A-E3/54](#) [5KP15AHE3/54](#) [5KP160A-E3/54](#) [5KP160AHE3/54](#) [5KP16A-E3/54](#) [5KP16AHE3/54](#) [5KP170A-E3/54](#) [5KP170AHE3/54](#) [5KP17A-E3/54](#) [5KP17AHE3/54](#) [5KP188A-E3/54](#) [5KP188AHE3/54](#) [5KP18A-E3/54](#) [5KP18AHE3/54](#) [5KP20A-E3/54](#) [5KP20AHE3/54](#) [5KP22A-E3/54](#) [5KP22AHE3/54](#) [5KP24A-E3/54](#) [5KP24AHE3/54](#) [5KP26A-E3/54](#) [5KP26AHE3/54](#) [5KP28A-E3/54](#) [5KP28AHE3/54](#) [5KP30A-E3/54](#) [5KP30AHE3/54](#) [5KP33A-E3/54](#) [5KP33AHE3/54](#) [5KP36A-E3/54](#) [5KP36AHE3/54](#) [5KP40A-E3/54](#) [5KP40AHE3/54](#) [5KP43A-E3/54](#) [5KP43AHE3/54](#) [5KP45A-E3/54](#) [5KP45AHE3/54](#) [5KP48A-E3/54](#) [5KP48AHE3/54](#) [5KP51A-E3/54](#) [5KP51AHE3/54](#) [5KP54A-E3/54](#) [5KP54AHE3/54](#) [5KP58A-E3/54](#) [5KP58AHE3/54](#) [5KP60A-E3/54](#) [5KP60AHE3/54](#) [5KP64A-E3/54](#) [5KP64AHE3/54](#) [5KP70A-E3/54](#) [5KP70AHE3/54](#) [5KP75A-E3/54](#) [5KP75AHE3/54](#) [5KP78A-E3/54](#) [5KP78AHE3/54](#) [5KP8.5A-E3/54](#) [5KP8.5AHE3/54](#) [5KP85A-E3/54](#) [5KP85AHE3/54](#) [5KP9.0A-E3/54](#) [5KP9.0AHE3/54](#) [5KP90A-E3/54](#) [5KP90AHE3/54](#)