

# F95 Series

## Standard Conformal Coated Chip



### CAPACITANCE AND RATED VOLTAGE RANGE (LETTER DENOTES CASE SIZE)

Capacitance		Rated Voltage							
µF	Code	4V (0G)	6.3V (0J)	10V (1A)	16V (1C)	20V (1D)	25V (1E)	35V (1V)	50V (1H)
1.0	105						R	P/S	P <sup>(M)*</sup>
1.5	155								
2.2	225					P	P/R	A	
3.3	335								
4.7	475				P/R	A/S	A/P/Q/S	B	
6.8	685								
10	106			P/R <sup>(M)</sup>	A/P/Q/S	A/B/S	A/B		
15	156			P	A/S				
22	226		R <sup>(M)</sup>	A/P <sup>(M)</sup> /Q/S	A/B/Q/S/T	B			
33	336		P <sup>(M)</sup>	A/P <sup>(M)</sup> /Q/S	B/T	B			
47	476		P <sup>(M)</sup>	A/B/P <sup>(M)</sup> /S/T	B				
68	686		P <sup>(M)</sup>	B					
100	107	A/P/S	A/B/P <sup>(M)</sup> /Q/S/T	A/B/T					
150	157	B/P <sup>(M)</sup>	B						
220	227	A/B/Q/S/T	B						
330	337	A/B/T	B						
470	477	B	B						
680	687								

Released ratings <sup>(M tolerance only)</sup>

\*Rated temperature 60°C only. Please contact AVX when you need detail spec.

Please contact to your local AVX sales office when these series are being designed in your application.

### RATINGS & PART NUMBER REFERENCE

AVX Part No.	Case Size	Capacitance (µF)	Rated Voltage (V)	DCL (µA)	DF @ 120Hz (%)	ESR @ 100kHz (Ω)	100kHz RMS Current (mA)				*1 ΔC/C (%)	MSL
							25°C	60°C	85°C	125°C		
<b>4 Volt</b>												
F950G107#AAAQ2	A	100	4	4.0	12	0.5	387	-	349	155	*	3
F950G107#PAAQ2	P	100	4	4.0	30	1.2	158	-	142	63	±15	3
F950G107#SAAQ2	S	100	4	4.0	14	0.8	274	-	246	110	*	3
F950G157#BAAQ2	B	150	4	6.0	14	0.4	461	-	415	184	*	3
F950G157MPAAQ2	P	150	4	12.0	31	1.1	165	-	149	66	±20	3
F950G227#AAAQ2	A	220	4	8.8	25	0.8	306	-	276	122	±15	3
F950G227#BAAQ2	B	220	4	8.8	16	0.4	461	-	415	184	*	3
F950G227#QAAQ2	Q	220	4	8.8	30	1.5	173	-	156	69	±20	3
F950G227#SAAQ2	S	220	4	8.8	30	0.8	274	-	246	110	±15	3
F950G227#TAAQ2	T	220	4	8.8	25	0.6	365	-	329	146	*	3
F950G337#AAAQ2	A	330	4	13.2	40	0.8	306	-	276	122	±20	3
F950G337#BAAQ2	B	330	4	13.2	30	0.6	376	-	339	151	±15	3
F950G337#TAAQ2	T	330	4	13.2	40	0.8	316	-	285	126	±20	3
F950G477#BAAQ2	B	470	4	18.8	40	0.4	461	-	415	184	±20	3
<b>6.3 Volt</b>												
F950J336MPAAQ2	P	33	6.3	2.1	14	1.1	165	-	149	66	*	3
F950J226MRAAQ2	R	22	6.3	1.4	20	2.0	112	-	101	45	±20	3
F950J476MPAAQ2	P	47	6.3	3.0	20	1.1	165	-	149	66	±15	3
F950J686MPAAQ2	P	68	6.3	4.3	25	1.2	158	-	142	63	±15	3
F950J107#AAAQ2	A	100	6.3	6.3	14	0.5	387	-	349	155	*	3
F950J107#BAAQ2	B	100	6.3	6.3	14	0.4	461	-	415	184	*	3
F950J107MPAAQ2	P	100	6.3	12.6	35	1.2	158	-	142	63	±20	3
F950J107#QAAQ2	Q	100	6.3	6.3	30	1.1	202	-	182	81	±20	3
F950J107#SAAQ2	S	100	6.3	6.3	20	0.9	258	-	232	103	±15	3
F950J107#TAAQ2	T	100	6.3	6.3	14	0.6	365	-	329	146	*	3
F950J157#BAAQ2	B	150	6.3	9.5	18	0.4	461	-	415	184	*	3
F950J227#BAAQ2	B	220	6.3	13.9	30	0.4	461	-	415	184	*	3
F950J337#BAAQ2	B	330	6.3	20.8	35	0.6	376	-	339	151	±20	3
F950J477#BAAQ2	B	470	6.3	59.2	40	0.5	412	-	371	165	±20	3
<b>10 Volt</b>												
F951A106#PAAQ2	P	10	10	1.0	8	3.0	100	-	90	40	*	3
F951A106MRAAQ2	R	10	10	1.0	18	3.0	91	-	82	37	±20	3
F951A156#PAAQ2	P	15	10	1.5	10	3.0	100	-	90	40	*	3
F951A226#AAAQ2	A	22	10	2.2	6	0.9	289	-	260	115	*	3
F951A226MPAAQ2	P	22	10	2.2	14	3.0	100	-	90	40	*	3
F951A226#QAAQ2	Q	22	10	2.2	10	2.0	150	-	135	60	*	3
F951A226#SAAQ2	S	22	10	2.2	10	1.1	234	-	210	93	*	3
F951A336#AAAQ2	A	33	10	3.3	10	0.8	306	-	276	122	*	3
F951A336MPAAQ2	P	33	10	3.3	20	3.0	100	-	90	40	±15	3
F951A336#QAAQ2	Q	33	10	3.3	18	3.0	122	-	110	49	±15	3
F951A336#SAAQ2	S	33	10	3.3	10	1.1	234	-	210	93	*	3
F951A476#AAAQ2	A	47	10	4.7	10	0.8	306	-	276	122	*	3

# F95 Series

## Standard Conformal Coated Chip



### RATINGS & PART NUMBER REFERENCE

AVX Part No.	Case Size	Capacitance (µF)	Rated Voltage (V)	DCL (µA)	DF @ 120Hz (%)	ESR @ 100kHz (Ω)	100kHz RMS Current (mA)				*1 ΔC/C (%)	MSL
							25°C	60°C	85°C	125°C		
F951A476#BAAQ2	B	47	10	4.7	8	0.4	461	-	415	184	*	3
F951A476#PAAQ2	P	47	10	4.7	30	3.0	100	-	90	40	±20	3
F951A476#SAAQ2	S	47	10	4.7	14	1.1	234	-	210	93	±15	3
F951A476#TAAQ2	T	47	10	4.7	12	0.8	316	-	285	126	*	3
F951A686#BAAQ2	B	68	10	6.8	12	0.4	461	-	415	184	*	3
F951A107#AAAQ2	A	100	10	10.0	35	1.0	274	-	246	110	±15	3
F951A107#BAAQ2	B	100	10	10.0	14	0.4	461	-	415	184	*	3
F951A107#TAAQ2	T	100	10	10.0	20	0.6	365	-	329	146	±15	3
<b>16 Volt</b>												
F951C475#PAAQ2	P	4.7	16	0.8	10	4.0	87	-	78	35	*	3
F951C475#RAAQ2	R	4.7	16	0.8	12	6.0	65	-	58	26	±20	3
F951C106#AAAQ2	A	10	16	1.6	6	1.4	231	-	208	93	*	3
F951C106#PAAQ2	P	10	16	1.6	10	4.0	87	-	78	35	*	3
F951C106#QAAQ2	Q	10	16	1.6	8	3.0	122	-	110	49	*	3
F951C106#SAAQ2	S	10	16	1.6	8	2.0	173	-	156	69	*	3
F951C156#AAAQ2	A	15	16	2.4	8	1.4	231	-	208	93	*	3
F951C156#SAAQ2	S	15	16	2.4	8	2.0	173	-	156	69	*	3
F951C226#AAAQ2	A	22	16	3.5	8	1.4	231	-	208	93	*	3
F951C226#BAAQ2	B	22	16	3.5	6	0.5	412	-	371	165	*	3
F951C226#QAAQ2	Q	22	16	3.5	12	3.0	122	-	110	49	*	3
F951C226#SAAQ2	S	22	16	3.5	10	2.0	173	-	156	69	±15	3
F951C226#TAAQ2	T	22	16	3.5	8	1.4	239	-	215	96	*	3
F951C336#BAAQ2	B	33	16	5.3	8	0.5	412	-	371	165	*	3
F951C336#TAAQ2	T	33	16	5.3	11	1.5	231	-	208	92	±10	3
F951C476#BAAQ2	B	47	16	7.5	10	0.6	376	-	339	151	*	3
<b>20 Volt</b>												
F951D225#PAAQ2	P	2.2	20	0.5	6	6.0	71	-	64	28	*	3
F951D475#AAAQ2	A	4.7	20	0.9	6	1.5	224	-	201	89	*	3
F951D475#SAAQ2	S	4.7	20	0.9	8	4.0	122	-	110	49	*	3
F951D106#AAAQ2	A	10	20	2.0	8	1.5	224	-	201	89	*	3
F951D106#BAAQ2	B	10	20	2.0	6	0.8	326	-	293	130	*	3
F951D106#SAAQ2	S	10	20	2.0	10	4.0	122	-	110	49	±10	3
F951D226#BAAQ2	B	22	20	4.4	8	0.8	326	-	293	130	*	3
F951D336#BAAQ2	B	33	20	6.6	15	1.0	292	-	262	117	*	3
<b>25 Volt</b>												
F951E105#RAAQ2	R	1	25	0.5	10	10.0	50	-	45	20	±10	3
F951E225#PAAQ2	P	2.2	25	0.6	8	6.0	71	-	64	28	±15	3
F951E225#RAAQ2	R	2.2	25	0.6	15	15.0	41	-	37	16	±20	3
F951E475#AAAQ2	A	4.7	25	1.2	8	2.0	194	-	174	77	*	3
F951E475#PAAQ2	P	4.7	25	1.2	10	8.0	61	-	55	24	±15	3
F951E475#QAAQ2	Q	4.7	25	1.2	10	4.0	106	-	95	42	±15	3
F951E475#SAAQ2	S	4.7	25	1.2	8	4.0	122	-	110	49	*	3
F951E106#AAAQ2	A	10	25	2.5	12	2.0	194	-	174	77	±15	3
F951E106#BAAQ2	B	10	25	2.5	6	0.9	307	-	227	123	*	3
<b>35 Volt</b>												
F951V105#PAAQ2	P	1	35	0.5	8	10.0	55	-	49	22	±10	3
F951V105#SAAQ2	S	1	35	0.5	6	8.0	87	-	78	35	*	3
F951V225#AAAQ2	A	2.2	35	0.8	6	4.4	131	-	118	52	*	3
F951V475#BAAQ2	B	4.7	35	1.7	6	1.6	230	-	207	92	*	3
<b>50 Volt</b>												
F951H105MPALZTQ2	P	1	50	1.0	8	7.0	65	59	-	26	±20	3

\*1: ΔC/C Marked "\*"

#: "M" for ±20% tolerance, "K" for ±10% tolerance. When you need K tolerance for the part numbers which have M tolerance only, please contact to your local AVX sales office.

Moisture Sensitivity Level (MSL) is defined according to J-STD-020.

Item	All Case (%)
Damp Heat	±10
Temperature cycles	±5
Resistance soldering heat	±5
Surge	±5
Endurance	±10



The Important Information/Disclaimer is incorporated in the catalog where these specifications came from or available online at [www.avx.com/disclaimer/](http://www.avx.com/disclaimer/) by reference and should be reviewed in full before placing any order.

# F95 Series

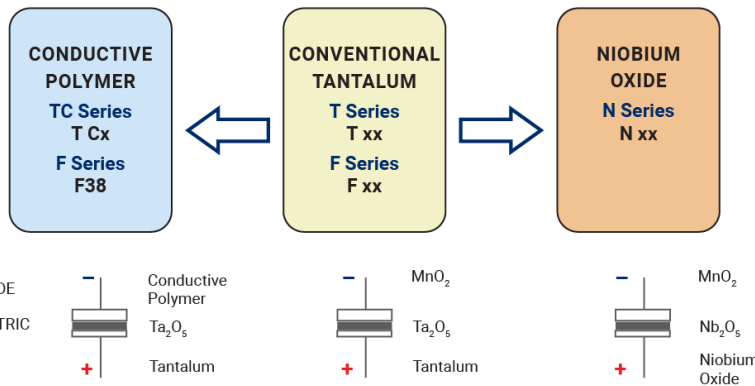
## Standard Conformal Coated Chip

### QUALIFICATION TABLE

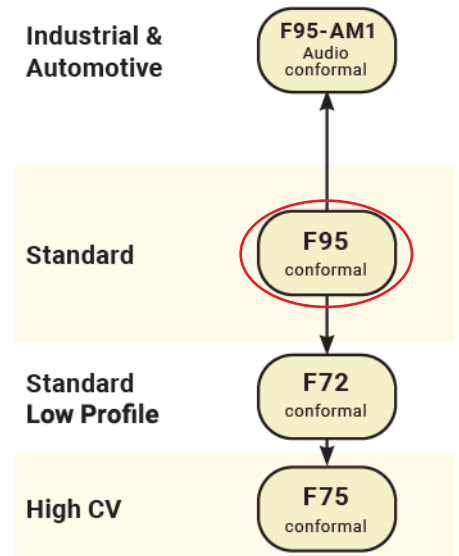

TEST	F95 series (Temperature range -55°C to +125°C)	
	Condition	
<b>Damp Heat (Steady State)</b>	At 40°C, 90 to 95% R.H., 500 hours (No voltage applied) Capacitance Change ..... Refer to page 166 (*1) Dissipation Factor ..... Initial specified value or less Leakage Current ..... Initial specified value or less	
<b>Temperature Cycles</b>	At -55°C / +125°C, 30 minutes each, 5 cycles Capacitance Change ..... Refer to page 166 (*1) Dissipation Factor ..... Initial specified value or less Leakage Current ..... Initial specified value or less	
<b>Resistance to Soldering Heat</b>	10 seconds reflow at 260°C, 10 seconds immersion at 260°C. Capacitance Change ..... Refer to page 166 (*1) Dissipation Factor ..... Initial specified value or less Leakage Current ..... Initial specified value or less	
<b>Surge</b>	After application of surge voltage in series with a 33Ω resistor at the rate of 30 seconds ON, 30 seconds OFF, for 1000 successive test cycles at 85°C, capacitors shall meet the characteristic requirements in the table above. Capacitance Change ..... Refer to page 166 (*1) Dissipation Factor ..... Initial specified value or less Leakage Current ..... Initial specified value or less	
<b>Endurance</b>	After 2000 hours' application of rated voltage at 85°C, capacitors shall meet the characteristic requirements in the table above. Capacitance Change ..... Refer to page 166 (*1) Dissipation Factor ..... Initial specified value or less Leakage Current ..... Initial specified value or less	
<b>Shear Test</b>	After applying the pressure load of 5N for 10±1 seconds horizontally to the center of capacitor side body which has no electrode and has been soldered beforehand on a substrate, there shall be found neither exfoliation nor its sign at the terminal electrode.	
<b>Terminal Strength</b>	Keeping a capacitor surface-mounted on a substrate upside down and supporting the substrate at both of the opposite bottom points 45mm apart from the center of capacitor, the pressure strength is applied with a specified jig at the center of substrate so that the substrate may bend by 1mm as illustrated. Then, there shall be found no remarkable abnormality on the capacitor terminals.	

### AVX SOLID ELECTROLYTIC CAPACITOR ROADMAP

### SERIES LINE UP : CONVENTIONAL SMD MnO<sub>2</sub>



### FIVE CAPACITOR CONSTRUCTION STYLES



# Mouser Electronics

Authorized Distributor

Click to View Pricing, Inventory, Delivery & Lifecycle Information:

## Kyocera AVX:

[F951A106MPAAQ2](#) [F951C226MQAAQ2](#) [F951D106KSAAQ2](#) [F951C226MAAAQ2](#) [F950G107MSAAQ2](#)  
[F950G227MTAAQ2](#) [F951D225MPAAQ2](#) [F951E225MPAAQ2](#) [F950G157MPAAQ2](#) [F951C106MQAAQ2](#)  
[F950J476MPAAQ2](#) [F950G337MAAAQ2](#) [F950G337MBAAQ2](#) [F951C106MAAAQ2](#) [F951E475KQAAQ2](#)  
[F950G107MAAAQ2](#) [F951A476MBAAQ2](#) [F951D106MSAAQ2](#) [F951C156MAAAQ2](#) [F951C475MPAAQ2](#)  
[F950G157MBAAQ2](#) [F951A336MSAAQ2](#) [F951A226KQAAQ2](#) [F950J336MPAAQ2](#) [F951D106KBAAQ2](#)  
[F950G227MBAAQ2](#) [F951C156KAAAQ2](#) [F951A106MRAAQ2](#) [F950G107MPAAQ2](#) [F951A226MPAAQ2](#)  
[F950J107MPAAQ2](#) [F951A336MAAAQ2](#) [F950G227KBAAQ2](#) [F951E475KAAAQ2](#) [F951A226KAAAQ2](#)  
[F950J107MTAAQ2](#) [F950J227MBAAQ2](#) [F951D106MBAAQ2](#) [F951D106KAAAQ2](#) [F951E106MAAAQ2](#)  
[F951C156MSAAQ2](#) [F951A336MPAAQ2](#) [F951A476MSAAQ2](#) [F951E475MSAAQ2](#) [F950J107MAAAQ2](#)  
[F951C336MBAAQ2](#) [F950G337KAAAQ2](#) [F951A226MAAAQ2](#) [F951E106KAAAQ2](#) [F950G227MSAAQ2](#)  
[F951E225MRAAQ2](#) [F951V105MPAAQ2](#) [F951D106MAAAQ2](#) [F951D475MAAAQ2](#) [F951C336MTAAQ2](#)  
[F950J226MRAAQ2](#) [F950G227KTAAQ2](#) [F951A226MQAAQ2](#) [F951A226MSAAQ2](#) [F950G477MBAAQ2](#)  
[F951A107MTAAQ2](#) [F951C226KAAAQ2](#) [F951C106MSAAQ2](#) [F951A107KAAAQ2](#) [F951V475MBAAQ2](#)  
[F951C226MBAAQ2](#) [F951A336MQAAQ2](#) [F951V105MSAAQ2](#) [F950J107KQAAQ2](#) [F951A476MTAAQ2](#)  
[F950J686MPAAQ2](#) [F950G477KBAAQ2](#) [F951V475KBAAQ2](#) [F951E105MRAAQ2](#) [F950G227MAAAQ2](#)  
[F950G227MQAAQ2](#) [F950G337MTAAQ2](#) [F951A107MBAAQ2](#) [F951D475MSAAQ2](#) [F951C336KTAAQ2](#)  
[F950J107MBAAQ2](#) [F951C226KSAAQ2](#) [F951C476MBAAQ2](#) [F950J337MBAAQ2](#) [F951V225MAAAQ2](#)  
[F951D226MBAAQ2](#) [F950J107MQAAQ2](#) [F951E475MPAAQ2](#) [F951C226MSAAQ2](#) [F951A476MAAAQ2](#)  
[F951C475MRAAQ2](#) [F951A476KTAAQ2](#) [F951C106KAAAQ2](#) [F950J337KBAAQ2](#) [F951E106MBAAQ2](#)  
[F951A686MBAAQ2](#) [F951A107MAAAQ2](#) [F951C106MPAAQ2](#) [F951C226MTAAQ2](#) [F951E225KRAAQ2](#)