

SUMMARY DESCRIPTION

The M25Pxx is a 512Kbit to 32Mbit (2M x 8) Serial Flash Memory, with advanced write protection mechanisms, accessed by a high speed SPI-compatible bus.

The memory can be programmed 1 to 256 bytes at a time, using the Page Program instruction.

The memory is organized as a number of sectors, each containing 256 or 128 pages. Each page is 256 bytes wide.

The whole memory can be erased using the Bulk Erase instruction, or a sector at a time, using the Sector Erase instruction.

Figure 2. Logic Diagram

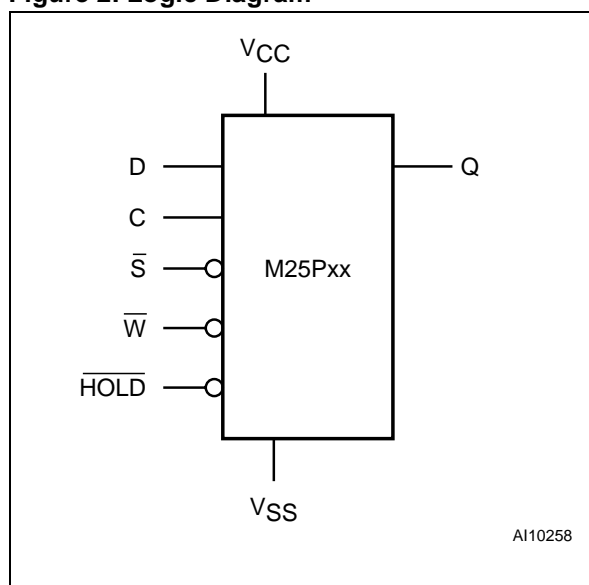
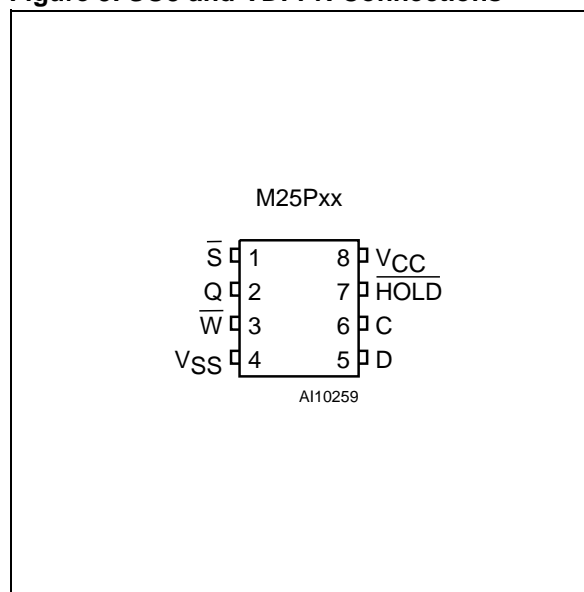


Table 2. Signal Names

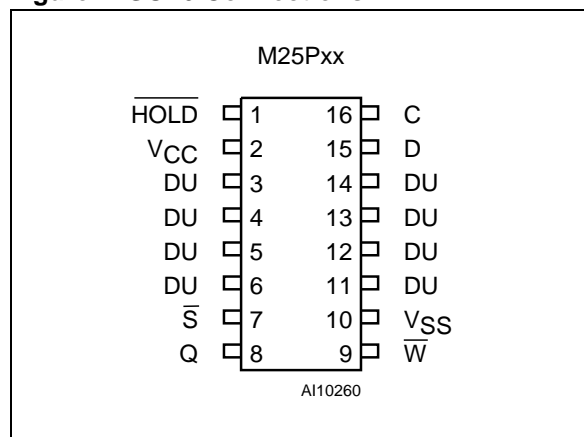
C	Serial Clock
D	Serial Data Input
Q	Serial Data Output
S-bar	Chip Select
W-bar	Write Protect
HOLD	Hold
VCC	Supply Voltage
VSS	Ground

Figure 3. SO8 and VDFPN Connections



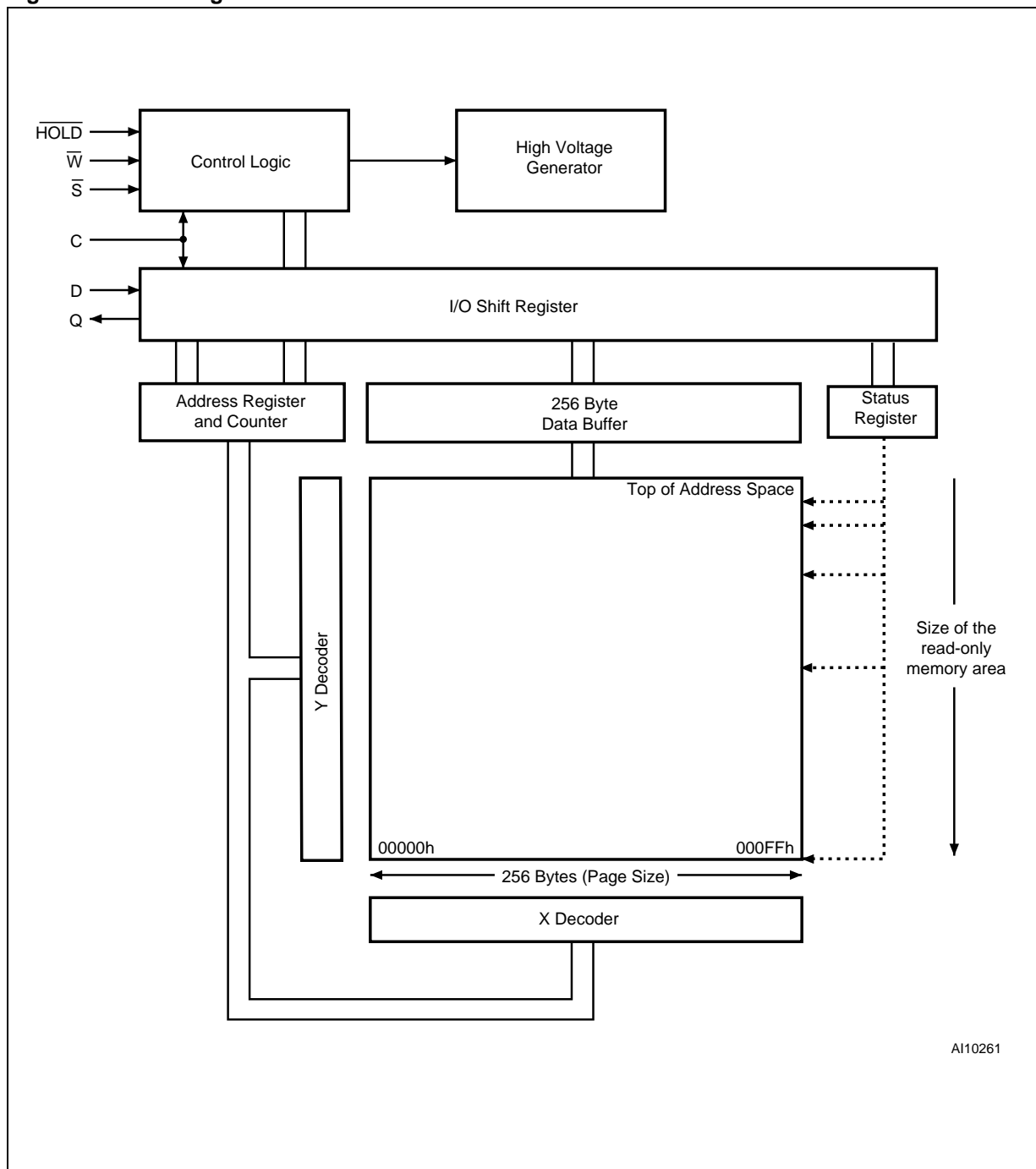
Note: 1. There is an exposed die paddle on the underside of the MLP8 package. This is pulled, internally, to VSS, and must not be allowed to be connected to any other voltage or signal line on the PCB.

Figure 4. SO16 Connections



Note: 1. DU = Don't Use

Figure 5. Block Diagram

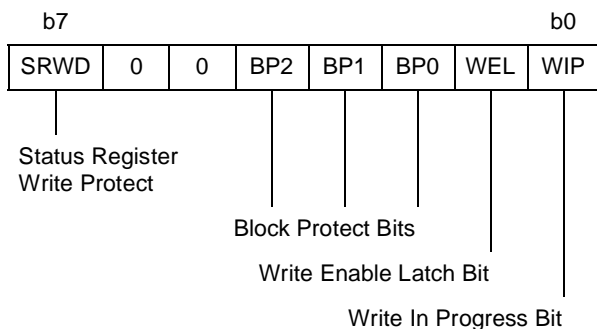


M25PXX

Table 3. Instruction Set

Instruction	Description	One-byte Instruction Code		Address Bytes	Dummy Bytes	Data Bytes
WREN	Write Enable	0000 0110	06h	0	0	0
WRDI	Write Disable	0000 0100	04h	0	0	0
RDID	Read Identification	1001 1111	9Fh	0	0	1 to 3
RDSR	Read Status Register	0000 0101	05h	0	0	1 to ∞
WRSR	Write Status Register	0000 0001	01h	0	0	1
READ	Read Data Bytes	0000 0011	03h	3	0	1 to ∞
FAST_READ	Read Data Bytes at Higher Speed	0000 1011	0Bh	3	1	1 to ∞
PP	Page Program	0000 0010	02h	3	0	1 to 256
SE	Sector Erase	1101 1000	D8h	3	0	0
BE	Bulk Erase	1100 0111	C7h	0	0	0
DP	Deep Power-down	1011 1001	B9h	0	0	0
RES	Release from Deep Power-down, and Read Electronic Signature	1010 1011	ABh	0	3	1 to ∞
	Release from Deep Power-down			0	0	0

Table 4. Status Register Format



PART NUMBERING

Table 5. Ordering Information Scheme

Example:	M25P80	–	V	MP	6	T	P
Device Type M25P = Serial Flash Memory for Code Storage							
Device Function 32 = 32Mbit (4M x 8) 16 = 16Mbit (2M x 8) 80 = 8Mbit (1M x 8) 40 = 4Mbit (512K x 8) 20 = 2Mbit (256K x 8) 10-A = 1Mbit (128K x 8) 05-A = 512Kbit (64K x 8)							
Operating Voltage V = V _{CC} = 2.7 to 3.6V							
Package ME = VDFPN8 8x6mm (MLP8) MP = VDFPN8 (MLP8) MF = SO16 (300 mil width) MN = SO8 (150 mil width)							
Device Grade 6 = Industrial temperature range, –40 to 85 °C. Device tested with standard test flow 3 = Device tested with High Reliability Certified Flow ¹ . Automotive temperature range (–40 to 125 °C)							
Option blank = Standard Packing T = Tape and Reel Packing							
Plating Technology blank = Standard SnPb plating P = Lead-Free and RoHS compliant G = Lead-Free, RoHS compliant, Sb ₂ O ₃ -free and TBBA-free							

Note: 1. ST strongly recommends the use of the Automotive Grade devices for use in an automotive environment. The High Reliability Certified Flow (HRCF) is described in the quality note QNEE9801. Please ask your nearest ST sales office for a copy.

For a list of available options (speed, package, etc.) or for further information on any aspect of this device, please contact your nearest ST Sales Office.

REVISION HISTORY

Table 6. Document Revision History

Date	Rev.	Description of Revision
08-Oct-2004	1.0	First release

Information furnished is believed to be accurate and reliable. However, STMicroelectronics assumes no responsibility for the consequences of use of such information nor for any infringement of patents or other rights of third parties which may result from its use. No license is granted by implication or otherwise under any patent or patent rights of STMicroelectronics. Specifications mentioned in this publication are subject to change without notice. This publication supersedes and replaces all information previously supplied. STMicroelectronics products are not authorized for use as critical components in life support devices or systems without express written approval of STMicroelectronics.

The ST logo is a registered trademark of STMicroelectronics.

All other names are the property of their respective owners

© 2004 STMicroelectronics - All rights reserved

STMicroelectronics group of companies

Australia - Belgium - Brazil - Canada - China - Czech Republic - Finland - France - Germany - Hong Kong - India - Israel - Italy - Japan - Malaysia - Malta - Morocco - Singapore - Spain - Sweden - Switzerland - United Kingdom - United States of America

www.st.com

Mouser Electronics

Authorized Distributor

Click to View Pricing, Inventory, Delivery & Lifecycle Information:

STMicroelectronics:

[M25PE40-VMP6TG](#) [M25P16-VMN6TP](#) [M25P32-VMP6TG](#) [M25PE80-VMN6P](#) [M25P32-VME6TG](#) [M25P32-VMF6TG](#)
[M25P128-VMF6TP](#) [M25PE16-VMP6G](#) [M25P80-VMN6P](#) [M25P16-VMF6P](#) [M25P80-VMW6T](#) [M25P80-VMP6T](#)
[M25P40-VMN6P](#) [M25P80-VMW6G](#) [M25P40-VMN6TP](#) [M25P80-VMP6G](#) [M25PE80-VMP6TG](#) [M25P16-VMP6TG](#)
[M25P16-VMW6G](#) [M25P16-VMF6TP](#) [M25PE40-VMW6G](#) [M25P32-VMW6TG](#) [M25PE80-VMP6G](#) [M25PE20-VMN6P](#)
[M25P16-VMN6P](#) [M25PE80-VMN6TP](#) [M25P40-VMN6T](#) [M25P32-VME6G](#) [M25PE40-VMW6TG](#) [M25P40-VMP6G](#)
[M25PE80-VMW6TG](#) [M25P40-VMN6](#) [M25P80-VMW6](#) [M25P80-VMW6TG](#) [M25P80-VMN6TP](#) [M25P32-VMW6G](#)
[M25PE80-VMW6G](#) [M25P16-VMP6G](#) [M25P16-VMW6TG](#) [M25P16-VME6TG](#) [M25P128-VMF6P](#) [M25P32-VMP6G](#)
[M25P40-VMW6TG](#) [M25PE16-VMW6TG](#) [M25PE40-VMP6G](#) [M25PE16-VMW6G](#) [M25P80-VMP6TG](#) [M25P32-VMF6G](#)
[M25P32-VMF6TP](#) [M25P80-VMP6](#) [M25P40-VMP6TG](#) [M25P32-VMF6P](#) [M25P16-VME6G](#) [M25PE16-VMP6TG](#)
[M25PE80-VMW6TP](#) [M25PE80-VMW6P](#) [M25P40-VMW6G](#)