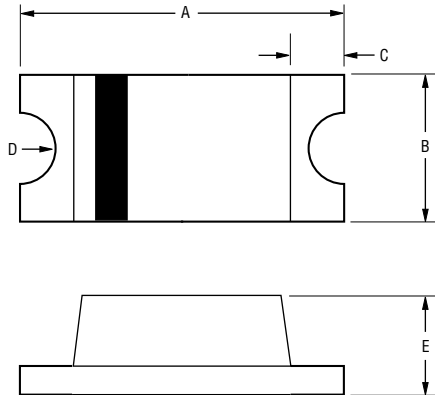


Schottky Barrier Chip Diode Series - 0805

BOURNS®

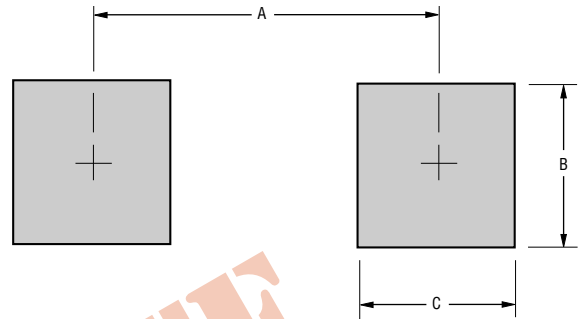
Product Dimensions



Dimension	0805
A	$\frac{2.00 - 2.20}{(0.079 - 0.087)}$
B	$\frac{1.20 - 1.40}{(0.047 - 0.055)}$
C	$\frac{0.40}{(0.016)}$ Typ.
D	$\frac{0.20}{(0.008)}$ R Typ.
E	$\frac{0.90 - 1.10}{(0.035 - 0.043)}$

DIMENSIONS: $\frac{\text{MM}}{\text{(INCHES)}}$

Recommended Pad Layout



Dimension	0805
A (Max.)	$\frac{2.10}{(0.082)}$
B (Min.)	$\frac{1.20}{(0.047)}$
C (Min.)	$\frac{1.20}{(0.047)}$

DIMENSIONS: $\frac{\text{MM}}{\text{(INCHES)}}$

Physical Specifications

Case0805(2012) Molded plastic
 TerminalsSolder plated, solderable per MIL-STD-750,
 Method 2026
 PolarityIndicated by cathode band
 Mounting PositionAny
 Weight0.000159 ounces / 0.0045 grams

Typical Part Marking

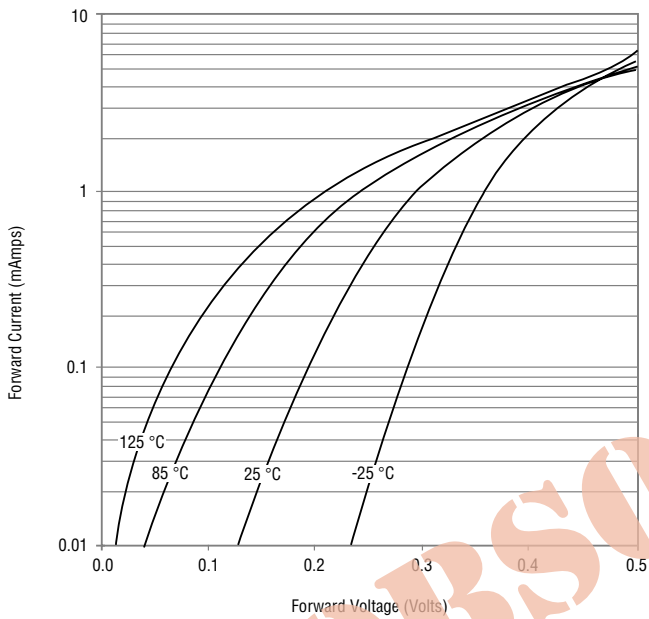
CD0805-B00340B2
 CD0805-B0130B1
 CD0805-B0130LB3
 CD0805-B0145B4
 CD0805-B0230B5
 CD0805-B0245B6

Schottky Barrier Chip Diode Series - 0805

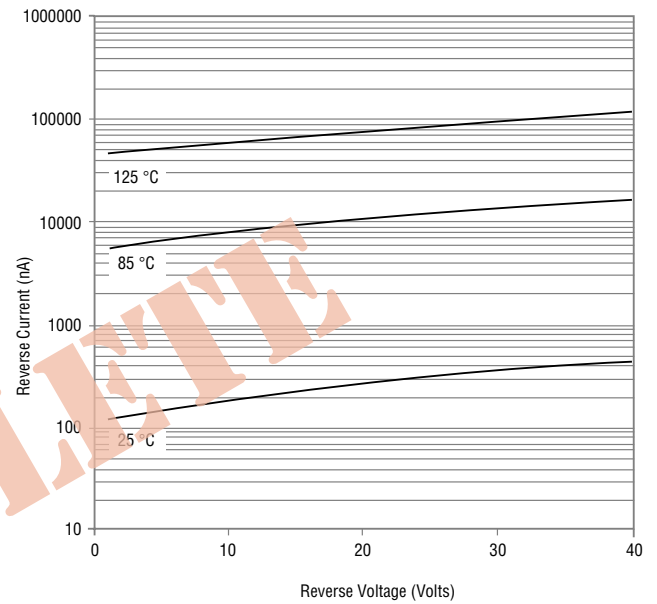
BOURNS®

Rating and Characteristic Curves: CD0805-B00340

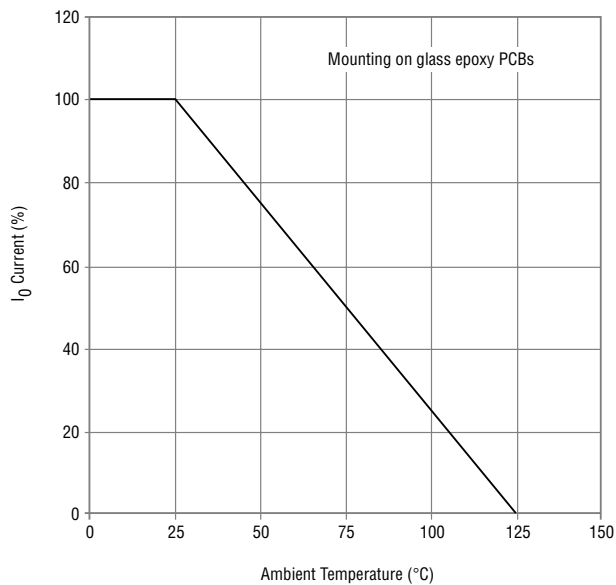
Forward Characteristics



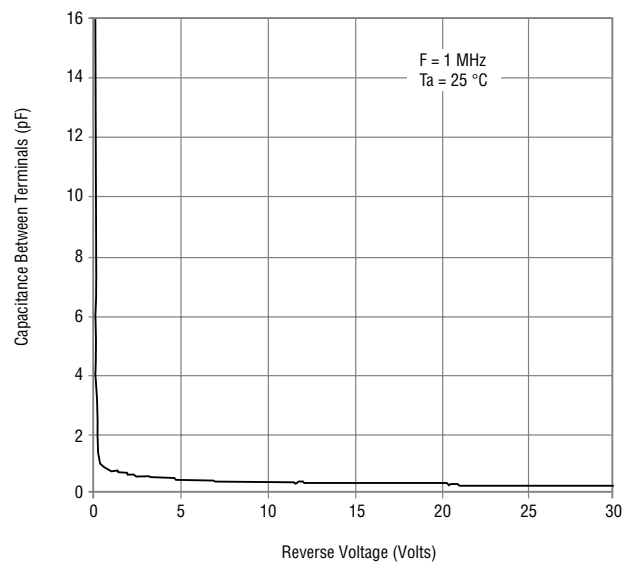
Reverse Characteristics



Derating Curve



Capacitance Between Terminals

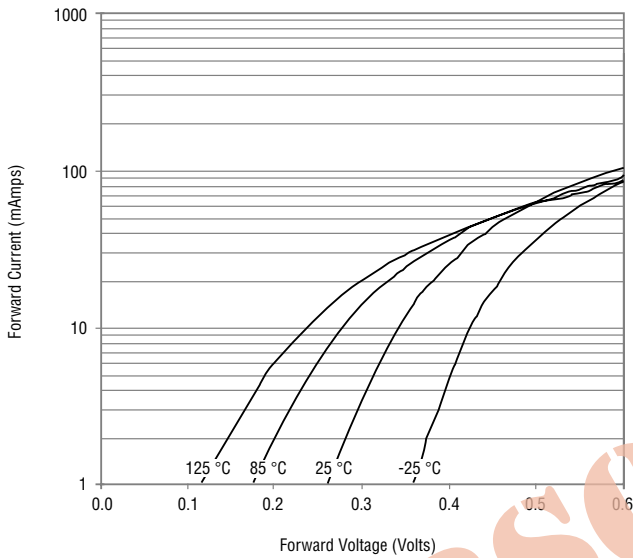


Schottky Barrier Chip Diode Series - 0805

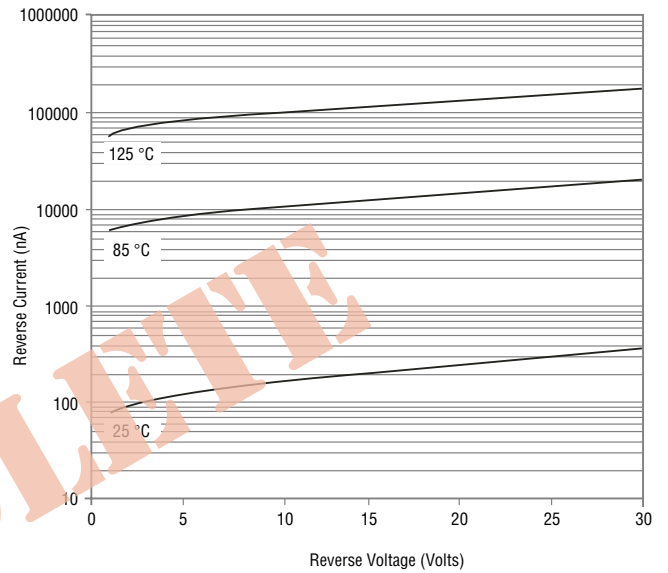
BOURNS®

Rating and Characteristic Curves: CD0805-B0130

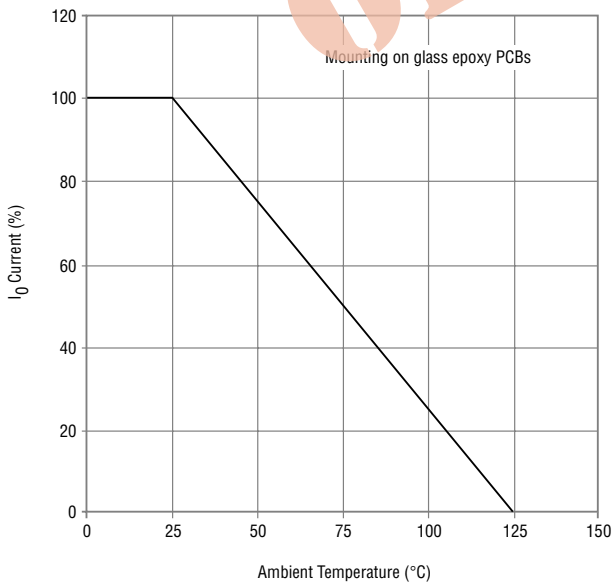
Forward Characteristics



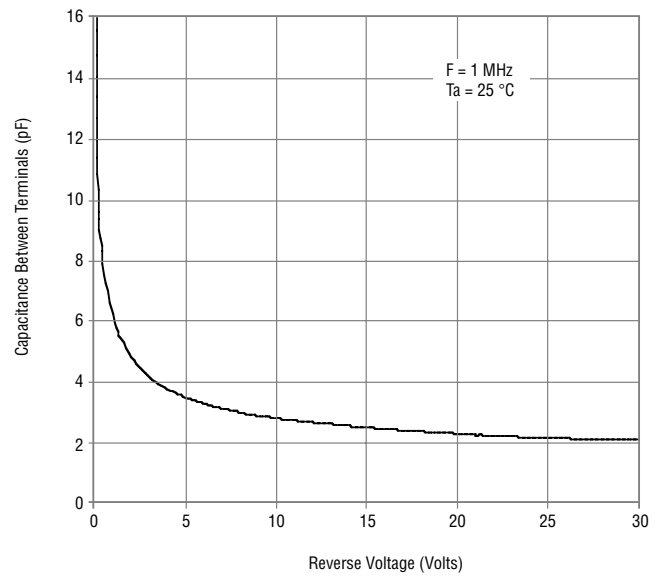
Reverse Characteristics



Derating Curve



Capacitance Between Terminals

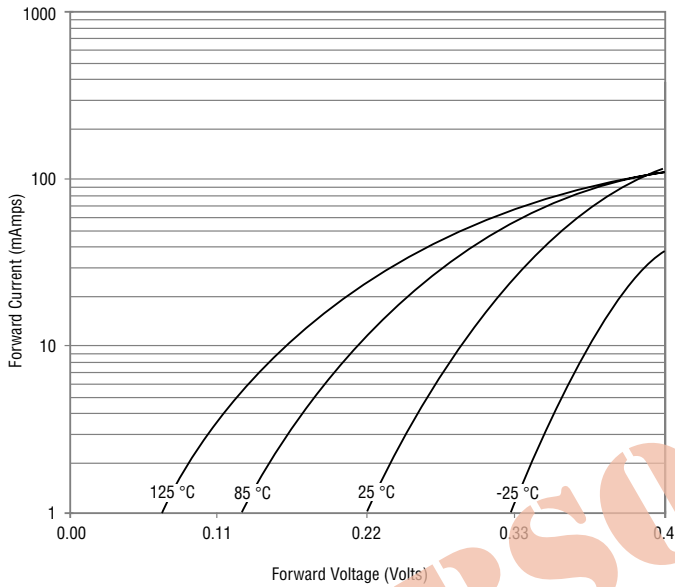


Schottky Barrier Chip Diode Series - 0805

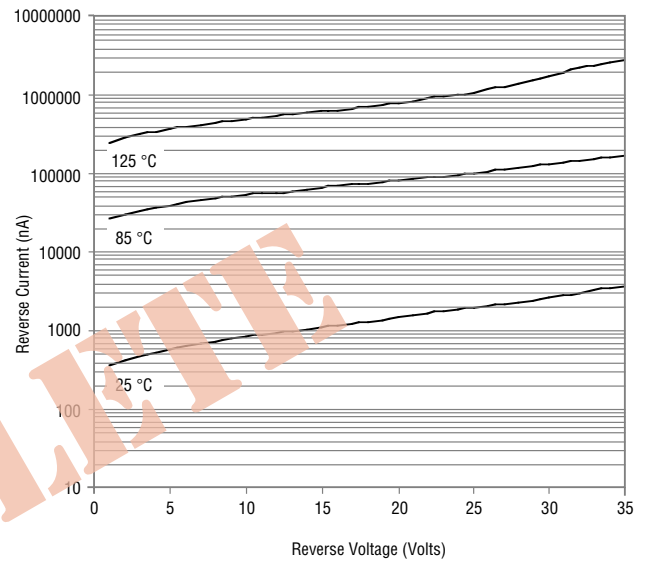
BOURNS®

Rating and Characteristic Curves: CD0805-B0130L

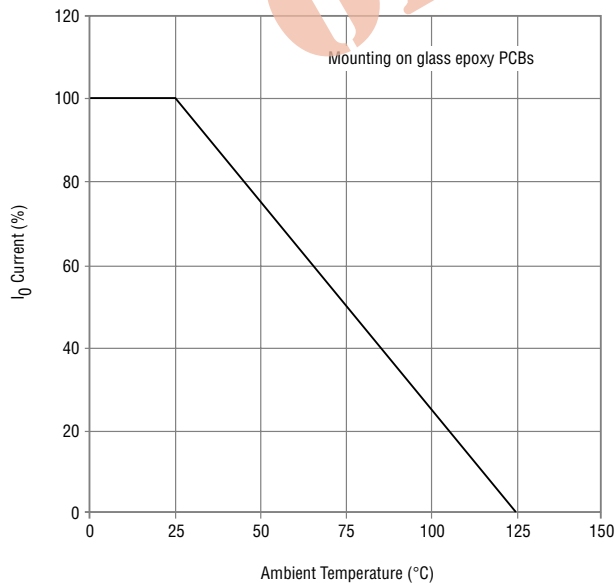
Forward Characteristics



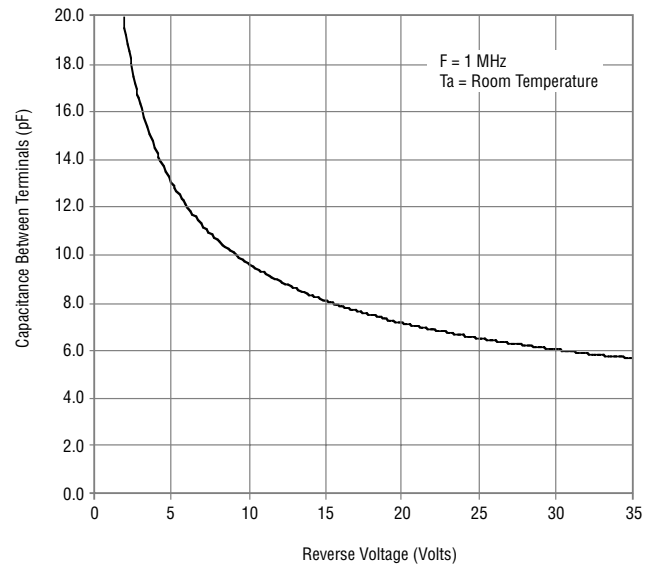
Reverse Characteristics



Derating Curve



Capacitance Between Terminals

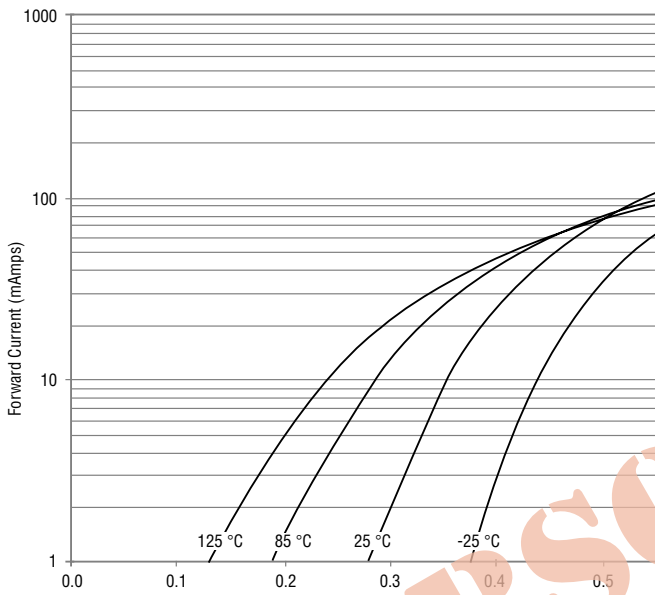


Schottky Barrier Chip Diode Series - 0805

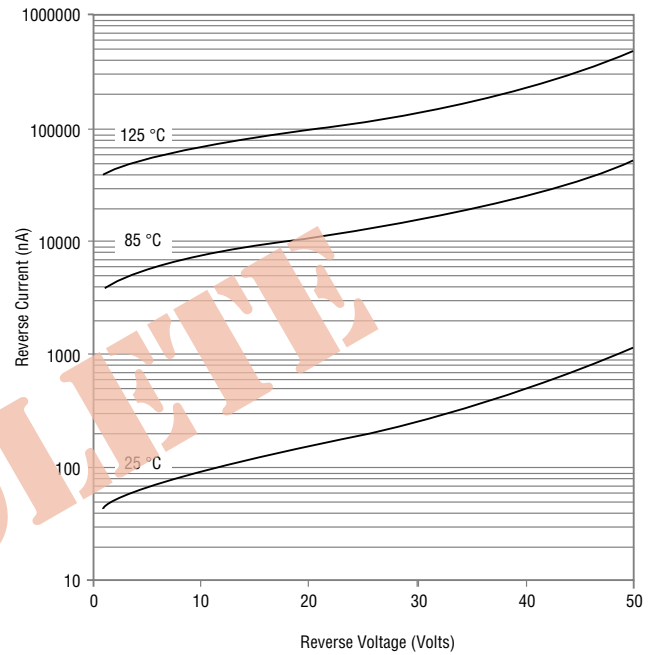
BOURNS®

Rating and Characteristic Curves: CD0805-B0145

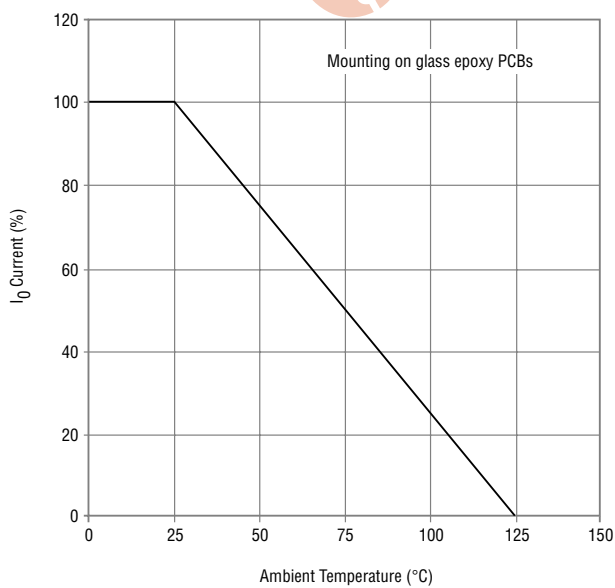
Forward Characteristics



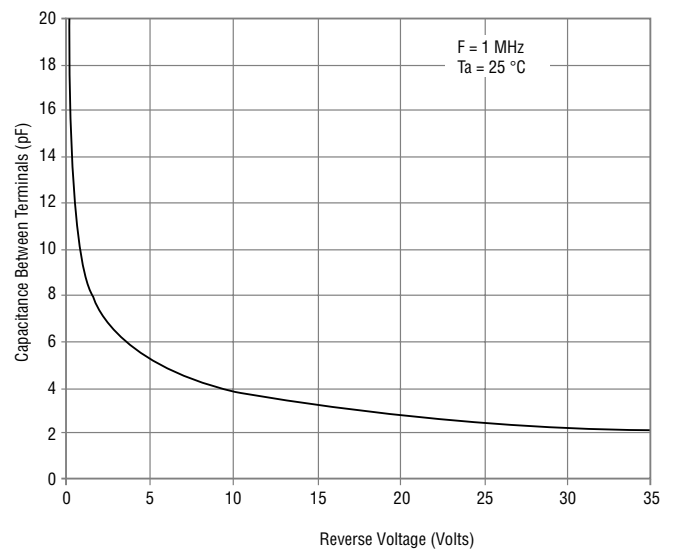
Reverse Characteristics



Derating Curve



Capacitance Between Terminals

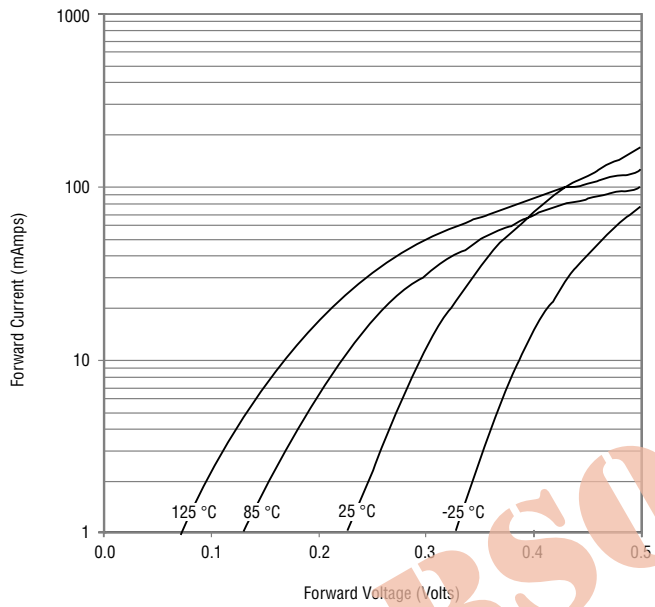


Schottky Barrier Chip Diode Series - 0805

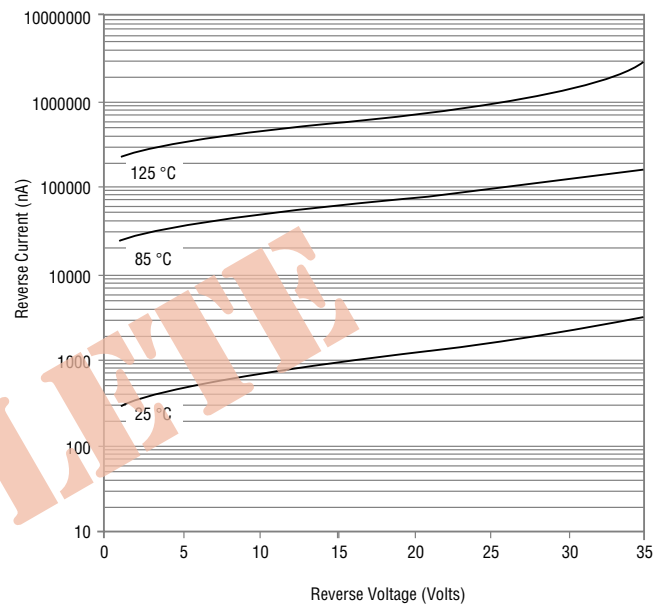
BOURNS®

Rating and Characteristic Curves: CD0805-B0230

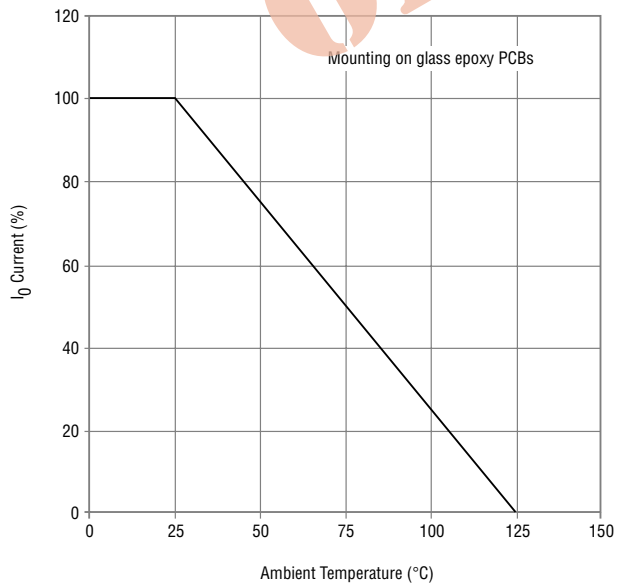
Forward Characteristics



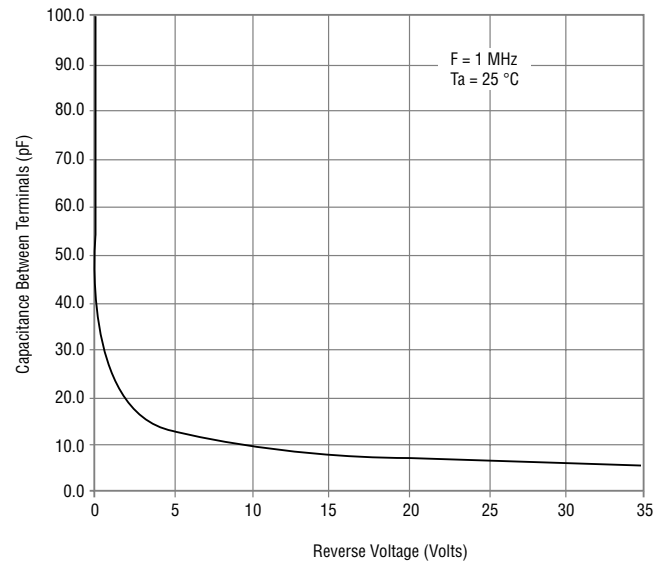
Reverse Characteristics



Derating Curve



Capacitance Between Terminals

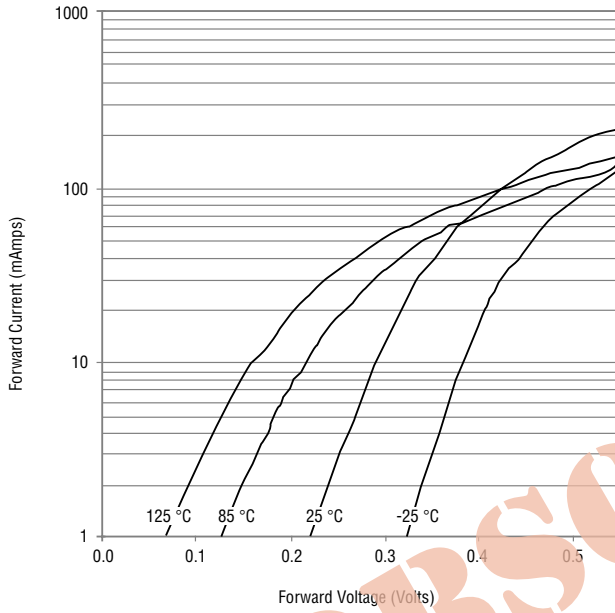


Schottky Barrier Chip Diode Series - 0805

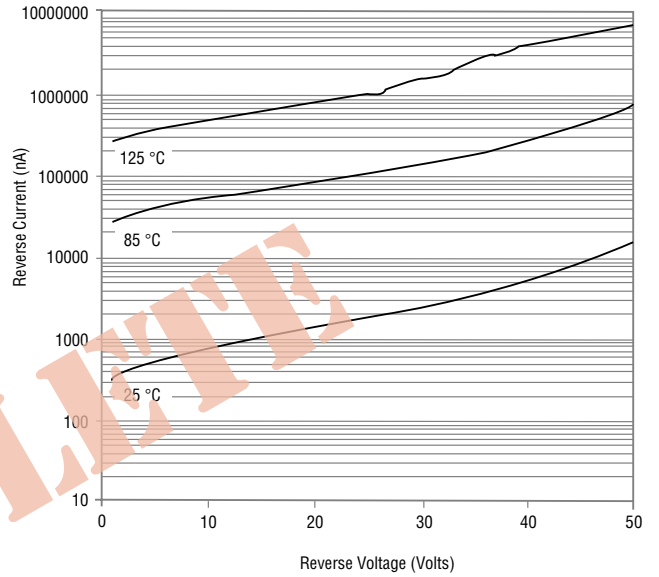
BOURNS®

Rating and Characteristic Curves: CD0805-B0245

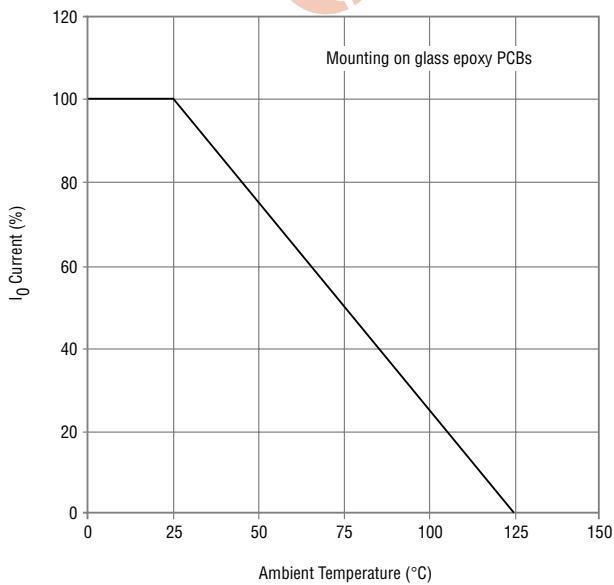
Forward Characteristics



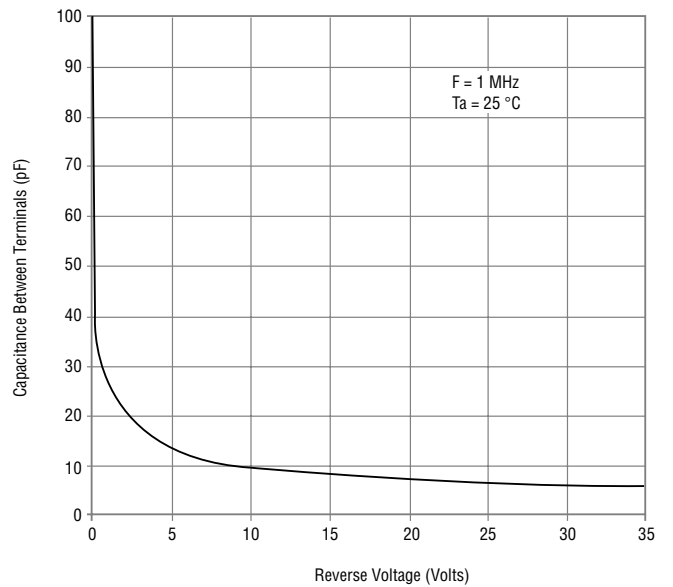
Reverse Characteristics



Derating Curve



Capacitance Between Terminals

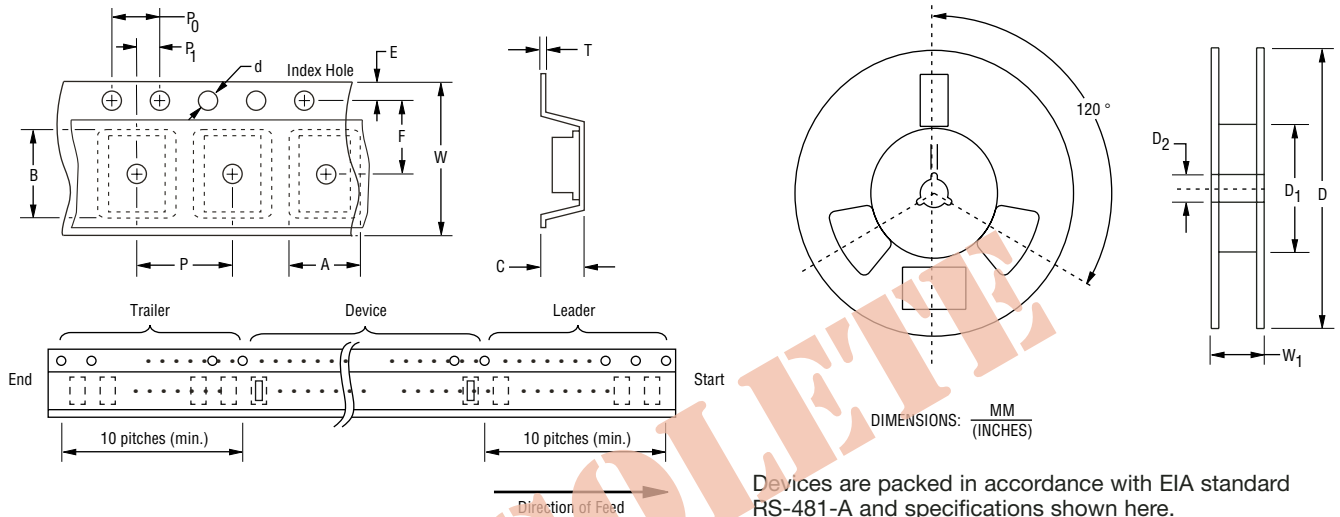


Schottky Barrier Chip Diode Series - 0805

BOURNS®

Packaging Information

The product will be dispensed in Tape and Reel format (see diagram below).



Item	Symbol	0805
Carrier Width	A	$\frac{1.55 \pm 0.10}{(0.061 - 0.004)}$
Carrier Length	B	$\frac{2.30 \pm 0.10}{(0.091 - 0.004)}$
Carrier Depth	C	$\frac{1.25 \pm 0.10}{(0.049 - 0.004)}$
Sprocket Hole	d	$\frac{1.55 \pm 0.05}{(0.061 - 0.002)}$
Reel Outside Diameter	D	$\frac{178}{(7.008)}$
Reel Inner Diameter	D ₁	$\frac{60.0}{(2.362)}$ MIN.
Feed Hole Diameter	D ₂	$\frac{13.0 \pm 0.20}{(0.512 - 0.008)}$
Sprocket Hole Position	E	$\frac{1.75 \pm 0.10}{(0.069 - 0.004)}$
Punch Hole Position	F	$\frac{3.50 \pm 0.05}{(0.138 - 0.002)}$
Punch Hole Pitch	P	$\frac{4.00 \pm 0.10}{(0.157 - 0.004)}$
Sprocket Hole Pitch	P ₀	$\frac{4.00 \pm 0.10}{(0.157 - 0.004)}$
Embossment Center	P ₁	$\frac{2.00 \pm 0.05}{(0.079 - 0.002)}$
Overall Tape Thickness	T	$\frac{0.25 \pm 0.05}{(0.010 - 0.002)}$
Tape Width	W	$\frac{8.00 \pm 0.20}{(0.315 - 0.008)}$
Reel Width	W ₁	$\frac{13.5}{(0.531)}$ MAX.
Quantity per Reel	--	3,000

Mouser Electronics

Authorized Distributor

Click to View Pricing, Inventory, Delivery & Lifecycle Information:

Bourns:

[CD0805-B00340](#) [CD0805-B0130](#) [CD0805-B0130L](#) [CD0805-B0145](#) [CD0805-B0230](#) [CD0805-B0245](#)