

Rating and Characteristic Curves (CDBM220-G Thru. CDBM2100-G)

Fig.1 Reverse Characteristics

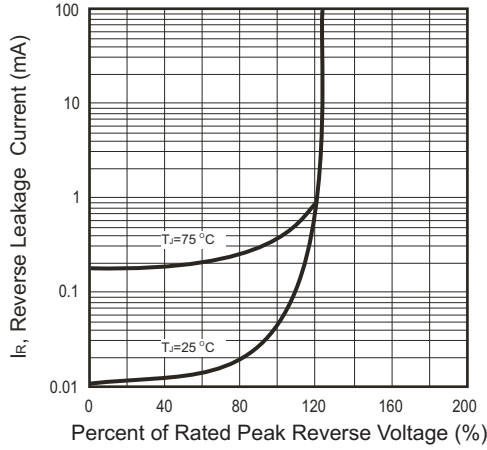


Fig.2 Typical Forward Characteristics

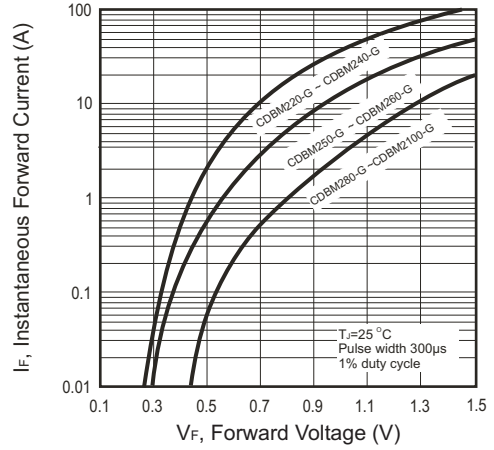


Fig.3 Junction Capacitance

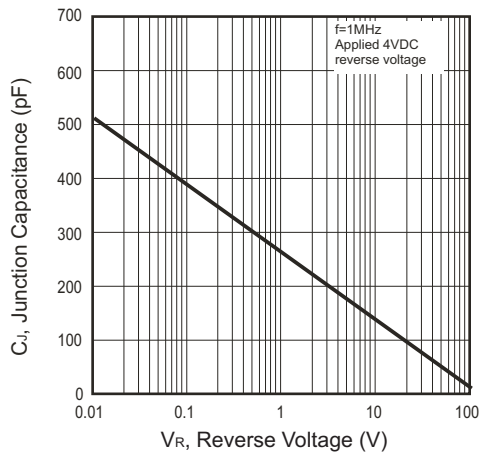


Fig.4 Current Derating Curve

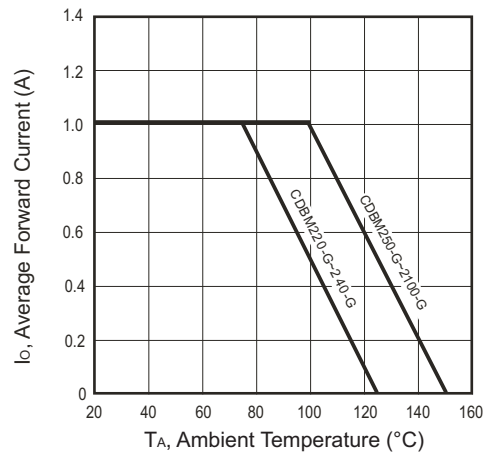
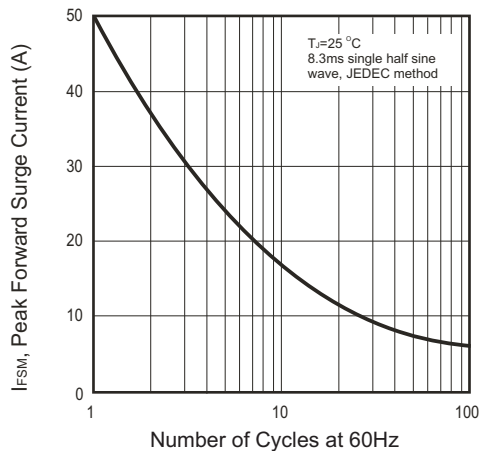
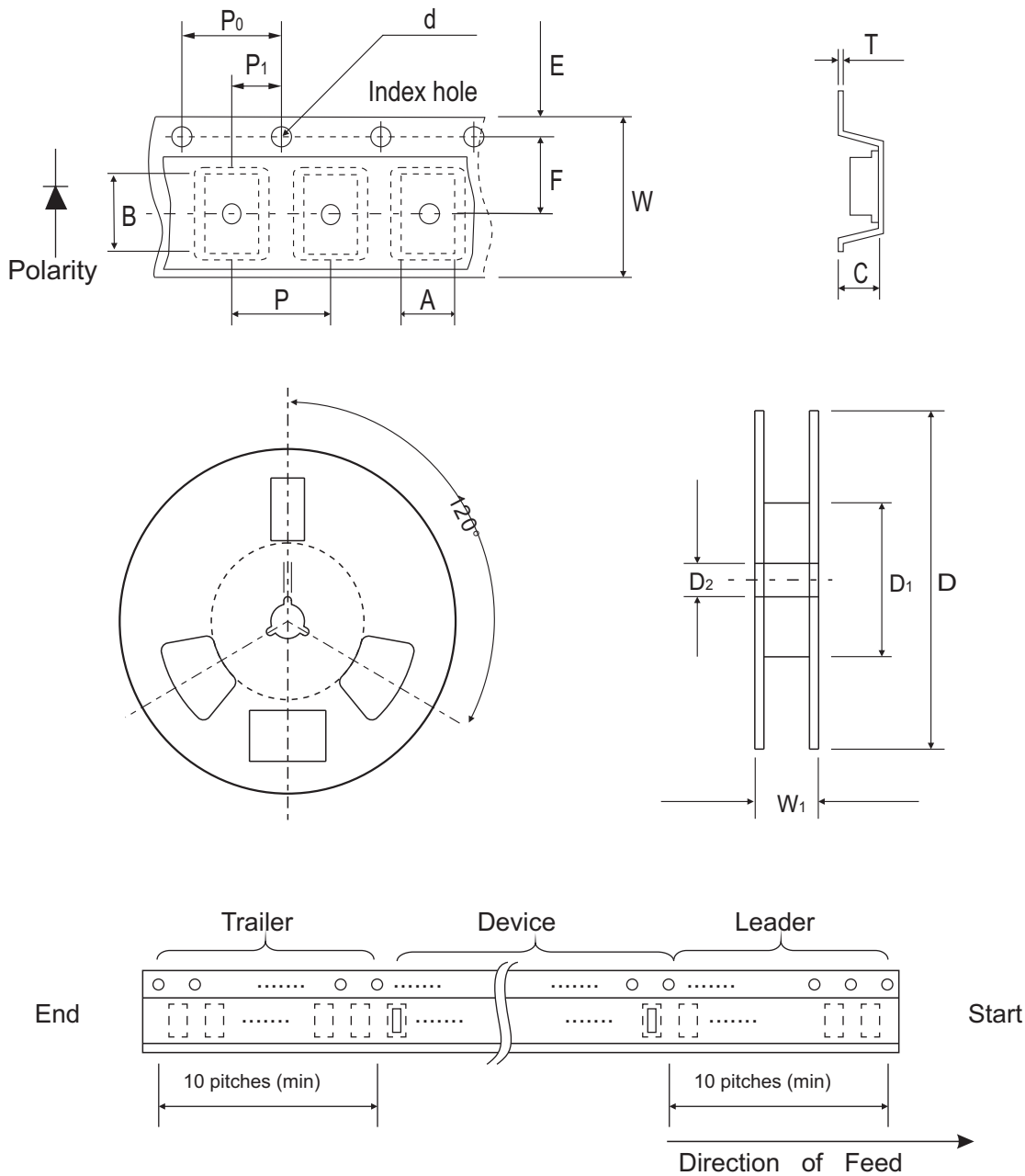


Fig.5 Non-repetitive Forward Surge Current



Reel Taping Specification



Mini-SMA /SOD-123	SYMBOL	A	B	C	d	D	D1	D2
	(mm)	1.90 ± 0.10	3.90 ± 0.10	1.68 ± 0.10	1.50 ± 0.10	178 ± 2.00	62.0 MIN.	13.0 ± 0.50
	(inch)	0.075 ± 0.04	0.153 ± 0.04	0.066 ± 0.04	0.059 ± 0.004	7.00 ± 0.079	2.440 MIN.	0.512 ± 0.020

Mini-SMA /SOD-123	SYMBOL	E	F	P	P0	P1	T	W	W1
	(mm)	1.75 ± 0.10	3.50 ± 0.10	4.00 ± 0.10	4.00 ± 0.10	2.00 ± 0.10	0.23 ± 0.10	8.00 ± 0.30	11.4 ± 1.00
	(inch)	0.689 ± 0.004	0.138 ± 0.004	0.157 ± 0.004	0.157 ± 0.004	0.079 ± 0.004	0.009 ± 0.004	0.315 ± 0.012	0.449 ± 0.039

Marking Code

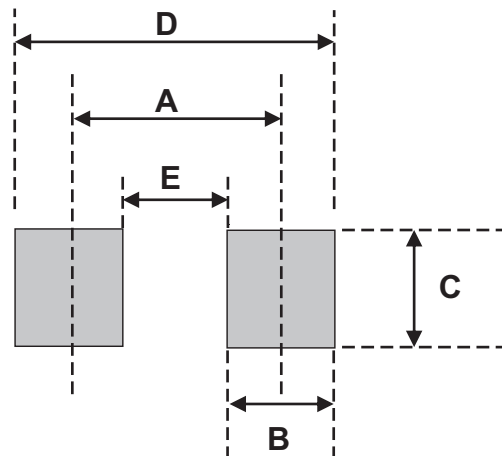
Part Number	Marking Code
CDBM220-G	22
CDBM230-G	23
CDBM240-G	24
CDBM260-G	26
CDBM280-G	28
CDBM2100-G	20



xx = Product type marking code

Suggested PAD Layout

SIZE	Mini-SMA/SOD-123	
	(mm)	(inch)
A	3.30	0.130
B	1.40	0.055
C	1.90	0.075
D	4.70	0.185
E	1.90	0.075



Standard Packaging

Case Type	REEL PACK	
	REEL (pcs)	Reel Size (inch)
Mini-SMA /SOD-123	2,500	7

Mouser Electronics

Authorized Distributor

Click to View Pricing, Inventory, Delivery & Lifecycle Information:

[Comchip Technology:](#)

[CDBM220-G](#) [CDBM230-G](#) [CDBM280-G](#)