



ELECTRICAL CHARACTERISTICS ($T_A = 25\text{ }^\circ\text{C}$ unless otherwise noted)								
DEVICE TYPE	BREAKDOWN VOLTAGE V_{BR} AT I_T ⁽¹⁾ (V)		TEST CURRENT I_T (mA)	STAND-OFF VOLTAGE V_{WM} (V)	MAXIMUM REVERSE LEAKAGE AT V_{WM} I_D ⁽³⁾ (μA)	MAXIMUM PEAK PULSE CURRENT I_{PPM} ⁽²⁾ (A)	MAXIMUM CLAMPING VOLTAGE AT I_{PPM} V_C (V)	MAXIMUM TEMPERATURE COEFFICIENT AT V_{BR} ($\%/^\circ\text{C}$)
	MIN.	MAX.						
P4KE6.8A	6.45	7.14	10	5.80	1000	38.1	10.5	0.057
P4KE7.5A	7.13	7.88	10	6.40	500	35.4	11.3	0.061
P4KE8.2A	7.79	8.61	10	7.02	200	33.1	12.1	0.060
P4KE9.1A	8.65	9.55	1.0	7.78	50	29.9	13.4	0.068
P4KE10A	9.5	10.5	1.0	8.55	10	27.6	14.5	0.073
P4KE11A	10.5	11.6	1.0	9.40	5.0	25.6	15.6	0.075
P4KE12A	11.4	12.6	1.0	10.2	1.0	24.0	16.7	0.078
P4KE13A	12.4	13.7	1.0	11.1	1.0	22.0	18.2	0.081
P4KE15A	14.3	15.8	1.0	12.8	1.0	18.9	21.2	0.084
P4KE16A	15.2	16.8	1.0	13.6	1.0	17.8	22.5	0.086
P4KE18A	17.1	18.9	1.0	15.3	1.0	15.9	25.2	0.088
P4KE20A	19.0	21.0	1.0	17.1	1.0	14.4	27.7	0.090
P4KE22A	20.9	23.1	1.0	18.8	1.0	13.1	30.6	0.092
P4KE24A	22.8	25.2	1.0	20.5	1.0	12.0	33.2	0.094
P4KE27A	25.7	28.4	1.0	23.1	1.0	10.7	37.5	0.096
P4KE30A	28.5	31.5	1.0	25.6	1.0	9.7	41.4	0.097
P4KE33A	31.4	34.7	1.0	28.2	1.0	8.8	45.7	0.098
P4KE36A	34.2	37.8	1.0	30.8	1.0	8.0	49.9	0.099
P4KE39A	37.1	41.0	1.0	33.3	1.0	7.4	53.9	0.100
P4KE43A	40.9	45.2	1.0	36.8	1.0	6.7	59.3	0.101
P4KE47A	44.7	49.4	1.0	40.2	1.0	6.2	64.8	0.101
P4KE51A	48.5	53.6	1.0	43.6	1.0	5.7	70.1	0.102
P4KE56A	53.2	58.8	1.0	47.8	1.0	5.2	77.0	0.103
P4KE62A	58.9	65.1	1.0	53.0	1.0	4.7	85.0	0.104
P4KE68A	64.6	71.4	1.0	58.1	1.0	4.3	92.0	0.104
P4KE75A	71.3	78.8	1.0	64.1	1.0	3.9	103	0.105
P4KE82A	77.9	86.1	1.0	70.1	1.0	3.5	113	0.105
P4KE91A	86.5	95.5	1.0	77.8	1.0	3.2	125	0.106
P4KE100A	95.0	105	1.0	85.5	1.0	2.9	137	0.106
P4KE110A	105	116	1.0	94.0	1.0	2.6	152	0.107
P4KE120A	114	126	1.0	102	1.0	2.4	165	0.107
P4KE130A	124	137	1.0	111	1.0	2.2	179	0.107
P4KE150A	143	158	1.0	128	1.0	1.9	207	0.108
P4KE160A	152	168	1.0	136	1.0	1.8	219	0.108
P4KE170A	162	179	1.0	145	1.0	1.7	234	0.108
P4KE180A	171	189	1.0	154	1.0	1.6	246	0.108
P4KE200A	190	210	1.0	171	1.0	1.5	274	0.108
P4KE220A	209	231	1.0	185	1.0	1.2	328	0.108
P4KE250A	237	263	1.0	214	1.0	1.2	344	0.110
P4KE300A	285	315	1.0	256	1.0	1.00	414	0.110
P4KE350A	333	368	1.0	300	1.0	0.83	482	0.110
P4KE400A	380	420	1.0	342	1.0	0.73	548	0.110
P4KE440A	418	462	1.0	376	1.0	0.66	602	0.110
P4KE480A	456	504	1.0	408	1.0	0.61	658	0.110
P4KE510A	485	535	1.0	434	1.0	0.57	698	0.110
P4KE540A	513	567	1.0	459	1.0	0.54	740	0.110

Notes(1) Pulse test: $t_p \leq 50\text{ ms}$

(2) Surge current waveform per fig. 3 and derate per fig. 2

(3) For bidirectional types with V_{WM} of 10 V and less the I_D limit is doubled

(4) All terms and symbols are consistent with ANSI/EEE CA62.35



THERMAL CHARACTERISTICS ($T_A = 25\text{ }^\circ\text{C}$ unless otherwise noted)			
PARAMETER	SYMBOL	VALUE	UNIT
Typical thermal resistance, junction to lead	$R_{\theta JL}$	66	$^\circ\text{C}/\text{W}$
Typical thermal resistance, junction to ambient $L_{\text{Lead}} = 10\text{ mm}$	$R_{\theta JA}$	100	

ORDERING INFORMATION (Example)				
PREFERRED PIN	UNIT WEIGHT (g)	PREFERRED PACKAGE CODE	BASE QUANTITY	DELIVERY MODE
P4KE6.8A-E3/54	0.350	54	5500	13" diameter paper tape and reel
P4KE6.8AHE3/54 (1)	0.350	54	5500	13" diameter paper tape and reel

Note

(1) AEC-Q101 qualified

RATINGS AND CHARACTERISTICS CURVES ($T_A = 25\text{ }^\circ\text{C}$ unless otherwise noted)

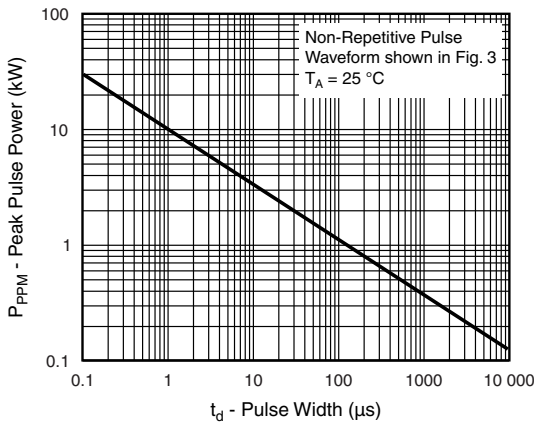


Fig. 1 - Peak Pulse Power Rating Curve

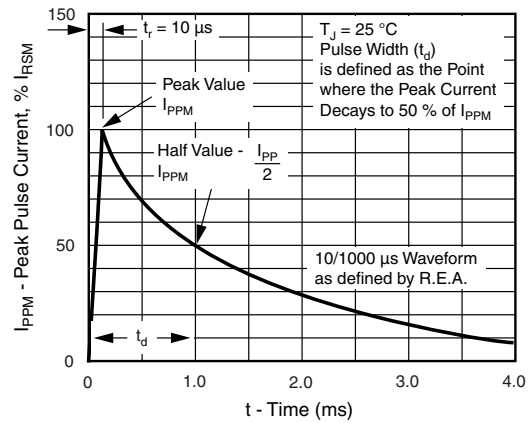


Fig. 3 - Pulse Waveform

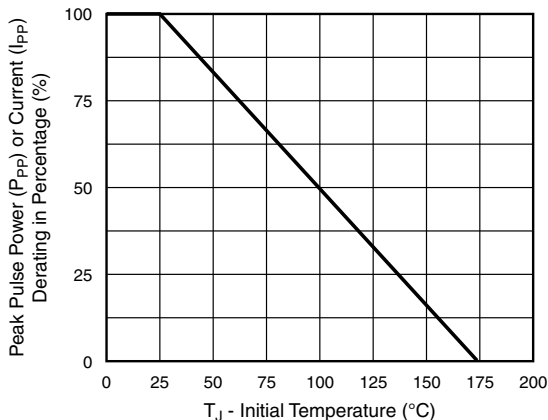


Fig. 2 - Pulse Power or Current vs. Initial Junction Temperature

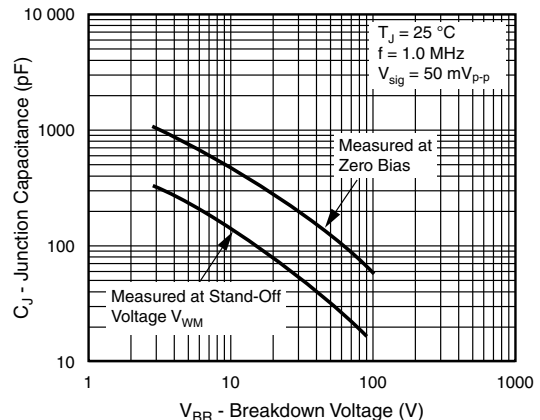


Fig. 4 - Typical Junction Capacitance Unidirectional

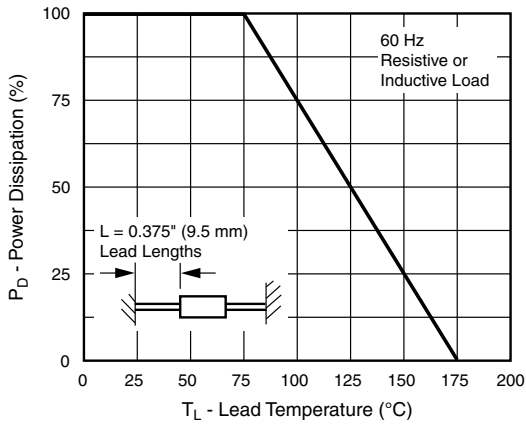


Fig. 5 - Power Derating Curve

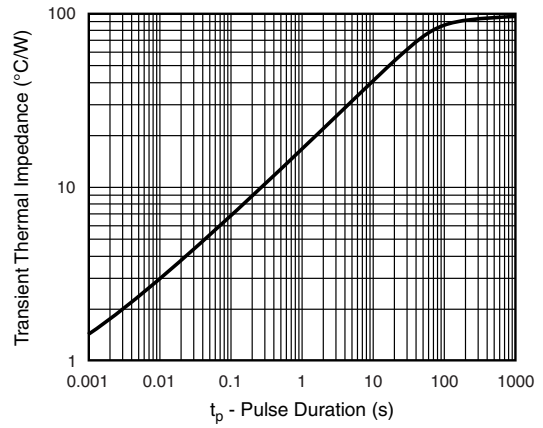


Fig. 7 - Typical Transient Thermal Impedance

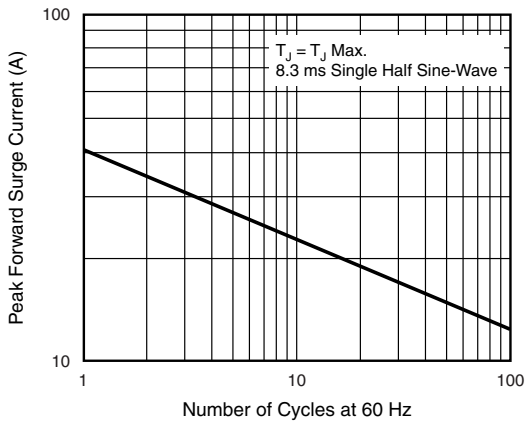
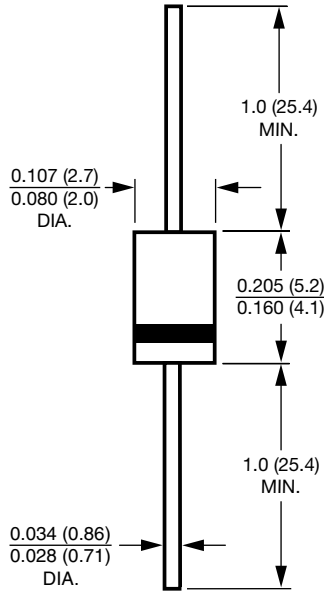


Fig. 6 - Maximum Non-Repetitive Forward Surge Current Unidirectional Only



PACKAGE OUTLINE DIMENSIONS in inches (millimeters)

DO-41 (DO-204AL)





Disclaimer

ALL PRODUCT, PRODUCT SPECIFICATIONS AND DATA ARE SUBJECT TO CHANGE WITHOUT NOTICE TO IMPROVE RELIABILITY, FUNCTION OR DESIGN OR OTHERWISE.

Vishay Intertechnology, Inc., its affiliates, agents, and employees, and all persons acting on its or their behalf (collectively, "Vishay"), disclaim any and all liability for any errors, inaccuracies or incompleteness contained in any datasheet or in any other disclosure relating to any product.

Vishay makes no warranty, representation or guarantee regarding the suitability of the products for any particular purpose or the continuing production of any product. To the maximum extent permitted by applicable law, Vishay disclaims (i) any and all liability arising out of the application or use of any product, (ii) any and all liability, including without limitation special, consequential or incidental damages, and (iii) any and all implied warranties, including warranties of fitness for particular purpose, non-infringement and merchantability.

Statements regarding the suitability of products for certain types of applications are based on Vishay's knowledge of typical requirements that are often placed on Vishay products in generic applications. Such statements are not binding statements about the suitability of products for a particular application. It is the customer's responsibility to validate that a particular product with the properties described in the product specification is suitable for use in a particular application. Parameters provided in datasheets and / or specifications may vary in different applications and performance may vary over time. All operating parameters, including typical parameters, must be validated for each customer application by the customer's technical experts. Product specifications do not expand or otherwise modify Vishay's terms and conditions of purchase, including but not limited to the warranty expressed therein.

Hyperlinks included in this datasheet may direct users to third-party websites. These links are provided as a convenience and for informational purposes only. Inclusion of these hyperlinks does not constitute an endorsement or an approval by Vishay of any of the products, services or opinions of the corporation, organization or individual associated with the third-party website. Vishay disclaims any and all liability and bears no responsibility for the accuracy, legality or content of the third-party website or for that of subsequent links.

Except as expressly indicated in writing, Vishay products are not designed for use in medical, life-saving, or life-sustaining applications or for any other application in which the failure of the Vishay product could result in personal injury or death. Customers using or selling Vishay products not expressly indicated for use in such applications do so at their own risk. Please contact authorized Vishay personnel to obtain written terms and conditions regarding products designed for such applications.

No license, express or implied, by estoppel or otherwise, to any intellectual property rights is granted by this document or by any conduct of Vishay. Product names and markings noted herein may be trademarks of their respective owners.

Mouser Electronics

Authorized Distributor

Click to View Pricing, Inventory, Delivery & Lifecycle Information:

Vishay:

[P4KE100A/4](#) [P4KE100A/54](#) [P4KE100A-E3/51](#) [P4KE100A-E3/73](#) [P4KE100AHE3/73](#) [P4KE100CA/4](#) [P4KE100CA-E3/23](#) [P4KE100CA-E3/4](#) [P4KE100CA-E3/51](#) [P4KE100CA-E3/73](#) [P4KE100CAHE3/73](#) [P4KE100C-E3/54](#) [P4KE100C-E3/73](#) [P4KE100CHE3/54](#) [P4KE100CHE3/73](#) [P4KE100-E3/54](#) [P4KE100-E3/73](#) [P4KE100HE3/54](#) [P4KE100HE3/73](#) [P4KE10A/4](#) [P4KE10A-E3/73](#) [P4KE10AHE3/73](#) [P4KE10CA-E3/73](#) [P4KE10CAHE3/53](#) [P4KE10CAHE3/73](#) [P4KE110A-E3/4](#) [P4KE110A-E3/73](#) [P4KE110AHE3/73](#) [P4KE110CA-E3/73](#) [P4KE110CAHE3/73](#) [P4KE11A-E3/23](#) [P4KE11A-E3/73](#) [P4KE11AHE3/73](#) [P4KE11CA/54](#) [P4KE11CA-E3/4](#) [P4KE11CA-E3/51](#) [P4KE11CA-E3/73](#) [P4KE11CAHE3/73](#) [P4KE11-E3/54](#) [P4KE11-E3/73](#) [P4KE11HE3/54](#) [P4KE120A/4](#) [P4KE120A/54](#) [P4KE120A-E3/23](#) [P4KE120A-E3/4](#) [P4KE120A-E3/51](#) [P4KE120AHE3/73](#) [P4KE120CA-E3/4](#) [P4KE120CA-E3/51](#) [P4KE120CAHE3/73](#) [P4KE120-E3/54](#) [P4KE120-E3/73](#) [P4KE12A/4](#) [P4KE12A/54](#) [P4KE12A-E3/51](#) [P4KE12AHE3/73](#) [P4KE12CA/54](#) [P4KE12CA-E3/51](#) [P4KE12CAHE3/73](#) [P4KE130A-E3/73](#) [P4KE130AHE3/73](#) [P4KE130CA-E3/51](#) [P4KE130CA-E3/73](#) [P4KE130CAHE3/73](#) [P4KE13A/4](#) [P4KE13A-E3/73](#) [P4KE13AHE3/73](#) [P4KE13C/4](#) [P4KE13CA/54](#) [P4KE13CA-E3/51](#) [P4KE13CA-E3/73](#) [P4KE13CAHE3/73](#) [P4KE13C-E3/4](#) [P4KE13C-E3/54](#) [P4KE13C-E3/73](#) [P4KE13CHE3/54](#) [P4KE13CHE3/73](#) [P4KE150A/23](#) [P4KE150A-E3/73](#) [P4KE150AHE3/73](#) [P4KE150CA/54](#) [P4KE150CA-E3/73](#) [P4KE150CAHE3/73](#) [P4KE150-E3/54](#) [P4KE150-E3/73](#) [P4KE150HE3/54](#) [P4KE150HE3/73](#) [P4KE15A/4](#) [P4KE15A/54](#) [P4KE15A-E3/4](#) [P4KE15A-E3/73](#) [P4KE15AHE3/73](#) [P4KE15CA/23](#) [P4KE15CA/4](#) [P4KE15CA-E3/23](#) [P4KE15CA-E3/4](#) [P4KE15CA-E3/51](#) [P4KE15CA-E3/73](#) [P4KE15CAHE3/73](#) [P4KE160A/23](#)