

Symbol	Conditions	Characteristic Values	
I_R, I_D	$T_{VJ} = T_{VJM}; V_R = V_{RRM}; V_D = V_{DRM}$	\leq	5 mA
V_T	$I_T = 80 \text{ A}; T_{VJ} = 25^\circ\text{C}$	\leq	1.64 V
V_{T0}	For power-loss calculations only ($T_{VJ} = 125^\circ\text{C}$)		0.85 V
r_T			11 mΩ
V_{GT}	$V_D = 6 \text{ V}; T_{VJ} = 25^\circ\text{C}$	\leq	1.5 V
	$T_{VJ} = -40^\circ\text{C}$	\leq	1.6 V
I_{GT}	$V_D = 6 \text{ V}; T_{VJ} = 25^\circ\text{C}$	\leq	100 mA
	$T_{VJ} = -40^\circ\text{C}$	\leq	200 mA
V_{GD}	$T_{VJ} = T_{VJM}; V_D = \frac{2}{3} V_{DRM}$	\leq	0.2 V
I_{GD}		\leq	10 mA
I_L	$T_{VJ} = 25^\circ\text{C}; t_p = 10 \mu\text{s}$ $I_G = 0.3 \text{ A}; di_G/dt = 0.3 \text{ A}/\mu\text{s}$	\leq	150 mA
I_H	$T_{VJ} = 25^\circ\text{C}; V_D = 6 \text{ V}; R_{GK} = \infty$	\leq	100 mA
t_{gd}	$T_{VJ} = 25^\circ\text{C}; V_D = \frac{1}{2} V_{DRM}$ $I_G = 0.3 \text{ A}; di_G/dt = 0.3 \text{ A}/\mu\text{s}$	\leq	2 μs
R_{thJC}	DC current		0.62 K/W
R_{thJH}	DC current		0.82 K/W
a	Max. acceleration, 50 Hz		50 m/s ²

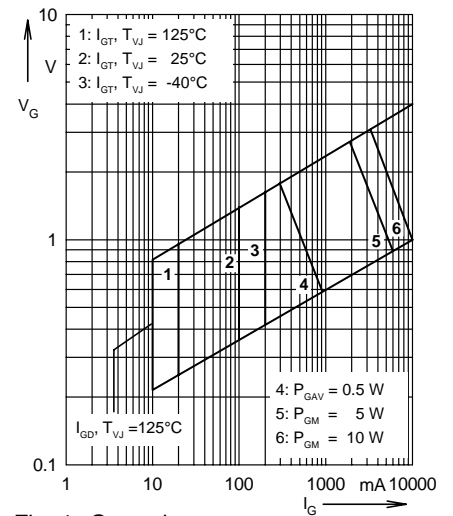


Fig. 1 Gate trigger range

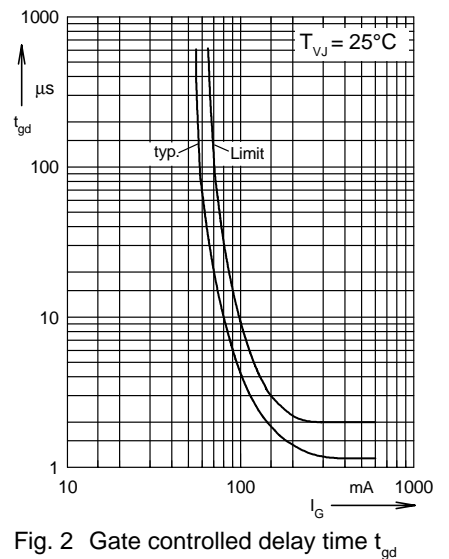
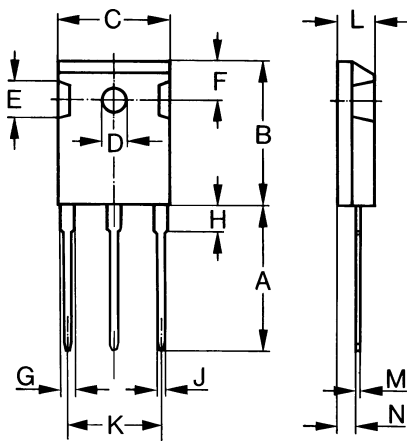


Fig. 2 Gate controlled delay time t_{gd}

TO-247 AD and ISOPLUS 247™



Dim.	Millimeter		Inches	
	Min.	Max.	Min.	Max.
A	19.81	20.32	0.780	0.800
B	20.80	21.46	0.819	0.845
C	15.75	16.26	0.610	0.640
D*	3.55	3.65	0.140	0.144
E	4.32	5.49	0.170	0.216
F	5.4	6.2	0.212	0.244
G	1.65	2.13	0.065	0.084
H	-	4.5	-	0.177
J	1.0	1.4	0.040	0.055
K	10.8	11.0	0.426	0.433
L	4.7	5.3	0.185	0.209
M	0.4	0.8	0.016	0.031
N	1.5	2.49	0.087	0.102

* ISOPLUS 247™ without hole

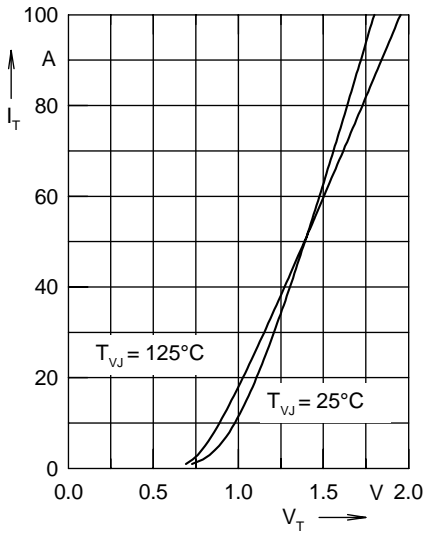


Fig. 3 Forward characteristics

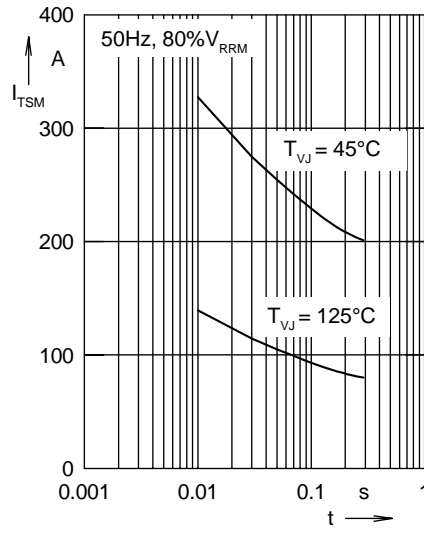


Fig. 4 Surge overload current
 I_{TSM} : crest value, t: duration

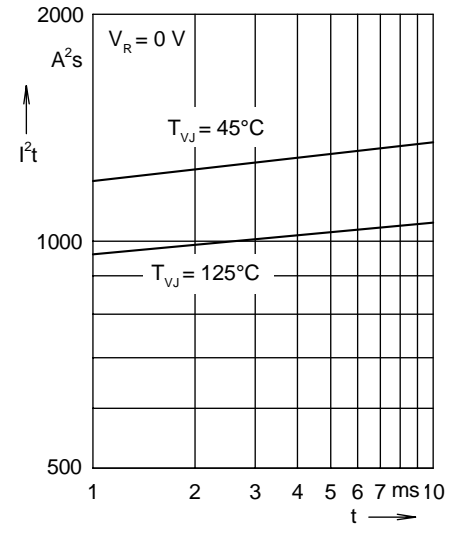


Fig. 5 I^2t versus time (1-10 ms)

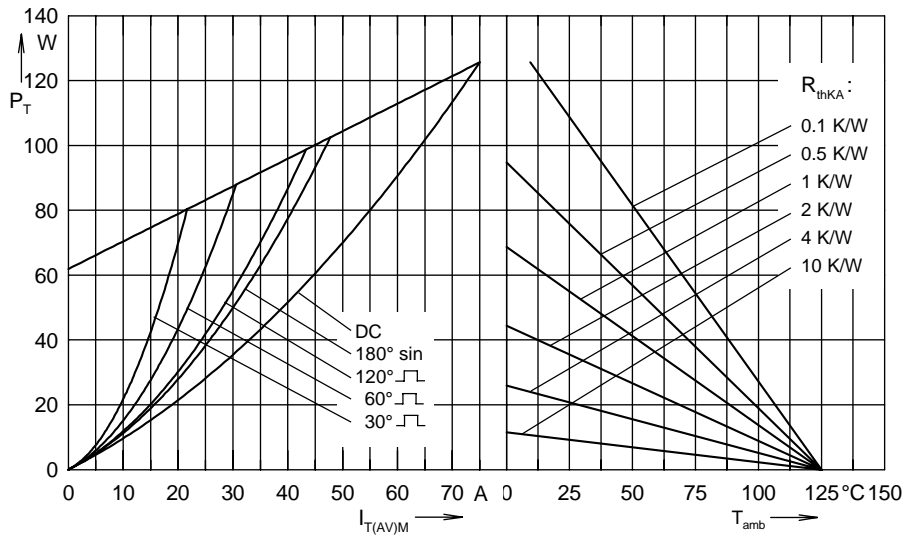


Fig. 6 Power dissipation versus forward current and ambient temperature

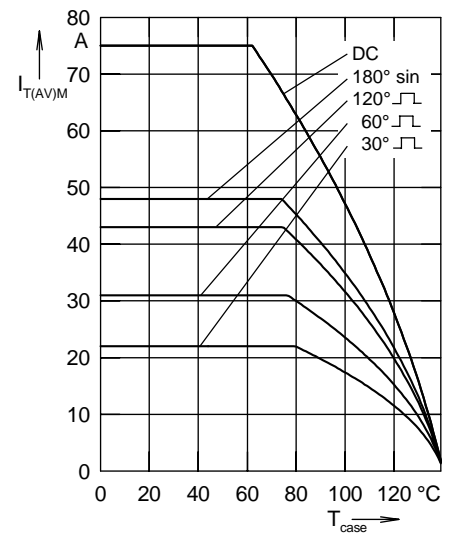


Fig. 7 Max. forward current at case temperature

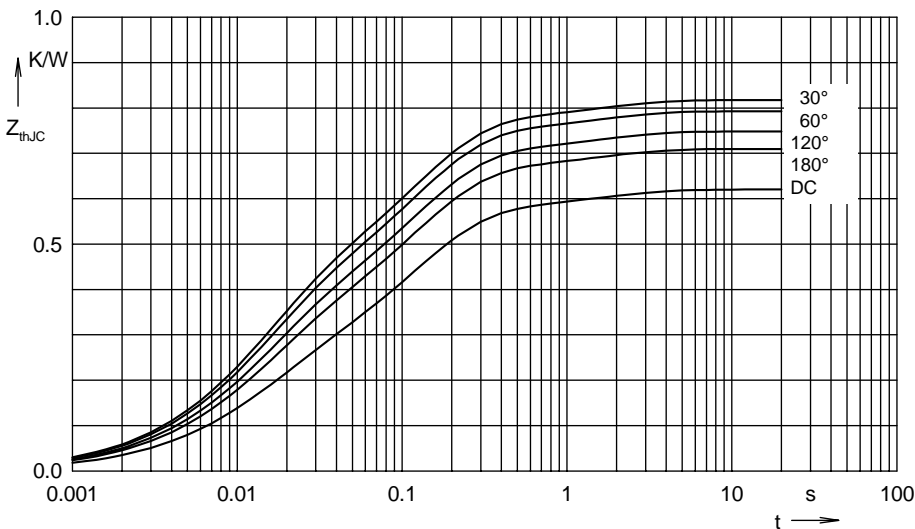


Fig. 8 Transient thermal impedance junction to case

R_{thJC} for various conduction angles d:

d	R_{thJC} (K/W)
DC	0.62
180°	0.71
120°	0.748
60°	0.793
30°	0.817

Constants for Z_{thJC} calculation:

i	R_{thi} (K/W)	t_i (s)
1	0.206	0.013
2	0.362	0.118
3	0.052	1.488

Mouser Electronics

Authorized Distributor

Click to View Pricing, Inventory, Delivery & Lifecycle Information:

[IXYS:](#)

[CS45-08io1](#) [CS45-12io1](#) [CS45-16io1](#)